

**TECHNICAL MANUAL**

**ORGANIZATIONAL MAINTENANCE REPAIR PARTS  
AND SPECIAL TOOLS LISTS**

**TEXTILE REPAIR SHOP, TRAILER MOUNTED**

**(YORK ASTRO MODEL D8700477, FSN 3530-819-2008; ARMY MODEL SPV 35)**

**(YORK ASTRO MODEL D8700540, FSN 3530-900-8352)**

**(YORK ASTRO MODEL D8701040, FSN 3530-880-0595)**

**CLOTHING REPAIR SHOP, TRAILER MOUNTED**

**(YORK ASTRO MODEL D8700337, FSN 3530-819-2007, ARMY MODEL SPV 34)**

**(YORK ASTRO MODEL D8700680, FSN 3530-999-8577)**

**This copy is a reprint which includes current  
pages from Changes 2 and 3.**

---

**HEADQUARTERS, DEPARTMENT OF THE ARMY  
MAY 1971**

Changes in Force: 2, 3 and 4

CHANGE

NO. 4

HEADQUARTERS  
DEPARTMENT OF THE ARMY  
WASHINGTON, DC., 24 JUNE 1992

Organizational Maintenance Repair Parts  
and Special Tools List

**CLOTHING REPAIR SHOP, TRAILER-MOUNTED  
YORK ASTRO MODEL D8700337, ARMY MODEL SPV 34  
(NSN 3530-00-819-2007)  
AND  
YORK ASTRO MODEL D8700680  
(NSN 3530-00-999-8577)  
AND  
NATICK MODEL NA-79  
(NSN 3530-01-075-3503)**

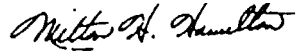
Approved for public release; Distribution is unlimited

TM 10-3530-203-20P, 11 May 1971 is changed as follows:

Page 11, Line 3 (5340-906-0639), column 3, change Part Number from "A4701119 (17162)" to "5630A (19220)."

By Order of the Secretary of the Army:

Official:



**MILTON H. HAMILTON**  
*Administrative Assistant to the  
Secretary of the Army*

01811

**GORDON R. SULLIVAN**  
*General, United States Army  
Chief of Staff*

DISTRIBUTION:

To be distributed in accordance with DA Form 12-25E, (qty rqr block no. 0317).

**Changes in force C2 and C3**

**TM 10-3530-203-20P**

**C 3**

CHANGE )

No. 3

HEADQUARTERS  
DEPARTMENT OF THE ARMY  
WASHINGTON, D. C., 27 June 1988

Organizational Maintenance Repair Parts  
and Special Tools Lists  
CLOTHING REPAIR SHOP, TRAILER-MOUNTED  
YORK ASTRO MODEL D8700337 ARMY MODEL SPV 34  
(NSN 3530-00-819-2007)  
AND  
YORK ASTRO MODEL D8700680  
(NSN 3530-00-999-8577)  
AND  
NATICK MODEL NA-79  
(NSN 3530-01-075-3503)  
Current as of 26 January 1988

TM 10-3530-203-20P, 11 May 1971, is changed as follows:

Page 11. Line 3 (5340-906-0639), column 3, change "A4701119 (17162)" to "5630A (19220)."

Pages 164 through 180. All changes, additions, and/or deletions of Federal stock numbers or manufacturer's part numbers will be appropriately reflected in the index of the manual.

**By Order of the Secretary of the Army:**

**CARL E. VUONO**  
General, United States Army  
Chief of Staff

Official:

R. L. DILWORTH  
Brigadier General, United States Army  
The Adjutant General

**DISTRIBUTION:**

To be distributed in accordance with DA Form 12-25A, Unit Maintenance requirements for Clothing Repair Shop, Trailer Mounted, Model D8700337, D8700860.

CHANGE

HEADQUARTERS  
DEPARTMENT OF THE ARMY  
WASHINGTON, DC., 14 August 1981

'No. 2

ORGANIZATIONAL MAINTENANCE REPAIR PARTS  
AND SPECIAL TOOLS LISTS  
CLOTHING REPAIR SHOP, TRAILER-MOUNTED  
YORK ASTRO MODEL D8700337 ARMY MODEL SPV 34  
(NSN 3530-00-819-2007)  
AND  
YORK ASTRO MODEL D8700680  
(NSN 3530-00-999-8577)  
AND  
NATICK MODEL NA-79  
(NSN 3530-01-075-3503)  
Current as of 15 January 1981

TM 10-3530-203-20P, 11 May 1971, is changed as follows:

Group number 13. Delete line.  
Group number 20, following (331K1) add "(331K104)".  
Group number 21. Delete line.  
Group number 22. Delete line.

Cover. The title is changed as shown above.

Page iii, before paragraph 3a add the following:

Page i.

The title is changed as shown above.  
Below title add the following:

"Reporting Errors and Recommending Improvements. You can help to improve this manual by calling attention to errors and by recommending improvements. Your letter or DA form 2028 (Recommended Changes to Publications and Blank Forms) should be mailed direct to: Commander, US Army Troop Support and Aviation Material Readiness Command, ATTN: DRSTS- MTT, 4300 Goodfellow Boulevard, St. Louis, MO 63120. A reply will be furnished direct to you".

**NOTE**

Two types of SMR codes are used in this manual. An explanation of the latest SMR codes is given in paragraph 3a.1.

Page iv, following paragraph 3a add the following:

"a.1. Explanation of Source, Maintenance, and Recoverability Codes (SMR).

Page ii.

Group number 04. Delete line.  
Group number 07. Delete line.  
Group number 08. Delete line.  
Group number 09. Delete line.  
Group number 12. Delete line.

(1) Source Code. Source codes indicate the manner of acquiring support items for maintenance, repair, or overhaul of end items. Source codes are entered in the first and second positions

\*This change supersedes C1, 9 July 1974. 1

Page iv--continued.

of the Uniform SMR Code format as follows

<u>Code</u>	<u>Definition</u>
PA -----	Item procured and stocked for anticipated or known usage.
PB -----	Item procured and stocked for insurance purpose because essentially dictates that a minimum quantity be available in the supply system.
PC -----	Item procured and stocked and which otherwise would be coded PA except that it is deteriorate in nature.
PD -----	Support item, excluding support equipment, pro- cured for initial use or outfitting and stocked only for subsequent or additional initial issues or out fittings. Not subject to automatic replenishment.
PE -----	Support equipment procured and stocked for initial issue or outfitting to specified maintenance repair activities.
PF -----	Support equipment which will not be stocked but which will be centrally procured on demand.
PG -----	Item procured and stocked to provide for sustained support for the life of the equipment. It is applied to an item peculiar to the equipment which, because of probable discontinuance or shutdown of production facilities, would prove uneconomical to reproduce at a later time.
KD -----	An item of a depot over purchased separately. Depot kit defined as a kit that provides item required at the time of overhaul or repair.
KF -----	An item of a maintenance kit and not purchased separately. Maintenance kit defined as a kit that provides an item that can be replaced at organizational or intermediate levels of maintenance.
KB -----	Item included in both a depot overhaul/repair kit and a maintenance kit.
MO -----	Item to be manufactured or fabricated at organizational level.
MF -----	Item to be manufactured or fabricated at direct support maintenance level.
MH -----	Item to be manufactured or fabricated at the general support maintenance level.
MD -----	Item to be manufactured or fabricated at the depot maintenance level.
AO -----	Item to be assembled at organizational level.
AF -----	Item to be assembled at direct support maintenance level.
AH -----	Item to be assembled at general support maintenance level.
XA -----	Item is not procured or stocked because the requirements for the item will result

Page iv--continued.

in the replacement of the next higher assembly.

XB ----- Item is not procured or stocked. If not available through salvage, requisition.

XC ----- Installation drawing, diagram, instruction sheet, field service drawing, that is identified by manufacturers' part number.

XD ----- A support item that is not stocked. When required, item will be procured through normal supply channels.

**NOTE**

Cannibalization or salvage may be used as a source of supply for any items coded above except those coded XA and aircraft support items restricted by AR 700-42.

(2) Maintenance Code. Maintenance codes are assigned to indicate the levels of maintenance authorized to USE and REPAIR support items. The maintenance codes are entered in the third and fourth positions of the Uniform SMR Code format as follows:

(a) The maintenance code entered in the third position will indicate the lowest maintenance level authorized to remove, replace, and use the support item. The maintenance code entered in the third position will indicate one of the following levels of maintenance:

<u>Code</u>	<u>Application/Explanation</u>
C -----	Crew or operator maintenance performed within organizational maintenance.
O -----	Support item is removed, replaced, used at the organizational level.
F -----	Support item is removed, replaced, used at the direct support level.
H -----	Support item is removed, replaced, used at the general support level.
D -----	Support items that are removed, replaced, used at depot, mobile depot, or specialized repair activity only.

(b) The maintenance code entered in the fourth position indicates whether the item is to be repaired and identifies the lowest maintenance level with the capability to perform complete repair (i.e., all authorized maintenance functions). This position will contain one of the following codes:

- 0 ---- The lowest maintenance level capable of complete repair of the support item is the organizational level.
- F ---- The lowest maintenance level capable of complete repair of the support item is the direct support level.
- H ---- The lowest maintenance level capable of complete repair of the support item is the general support level.
- D ---- The lowest maintenance level capable of complete repair of the support item is the depot level.
- Z ---- Nonrepairable. No repair is authorized.

Page iv--continued.

B ----- No repair is authorized. The item must be reconditioned by adjusting, lubricating, etc., at the user level. No parts or special tools are procured for the maintenance of this item.

(3) Recoverability Code. Recoverability codes are assigned to support items to indicate the disposition action on unserviceable items. The recoverability code is entered in the fifth position of the Uniform SMR Code format as follows:

<u>Recoverability Codes</u>	<u>Definition</u>
Z -----	Nonrepairable item. When unserviceable, condemn and dispose at the level indicated in position 3.
0 -----	Repairable item. When uneconomically repairable, condemn and dispose at organizational level.
F -----	Repairable item. When uneconomically repairable, condemn and dispose at the direct support level.
H -----	Repairable item. When uneconomically repairable, condemn and dispose at the general support level.
D -----	Repairable item. When beyond lower level repair capability, return to depot. Condemnation and disposal not authorized. below depot level.

L----- Repairable item. Repair, condemnation, and disposal not authorized below depot/specialized repair activity level.

A ----- Item requires special handling or condemnation procedures because of specific reasons (i.e., precious metal content, high dollar value, critical material or hazardous material). Refer to appropriate manuals/directives for specific instructions . "

Page v, paragraph 4a change "A Clothing Repair Shop Models"-to "B Clothing Sewing Machine Model 331K104".

Page vi.

Following paragraph 7 add:

"55644 ----- United Carr  
Supply Corp.  
4R309----- Sure Snap  
Corp.  
99862----- Carr Lane Mfg.  
Co  
53800----- Sears, Chicago  
Paragraph 8, delete paragraph.

Page 1.

Delete all usable on codes "A" in repair parts list.  
Delete pages 1 thru 12

Page 11. Delete page.

Page 12. Delete page.

Page 13.

Above line 14 (Box Assembly) delete entries.  
Following line 14 (Box Assembly) add the following:



(1) SMR CODE	(2) NATIONAL STOCK NUMBER	(3) DESCRIPTION REF. NUMBER & MFR. CODE	USABLE ON CODE	(4) UNIT OF MEAS	(5) QTY INC IN UNIT	(7) ILLUSTRATION	
						(A) FIG NO.	(B) ITEM NO.
XBOZZ		PLATE, IDENTIFICATION: 331K104 6-1-6399-1		EA	1	4.1	1
XBOZZ		PLATE, IDENTIFICATION: 47W70 6-1-6399-2		EA	1	4.1	2
XBOZZ		PLATE, IDENTIFICATION: 175162 6-1-6399-3		EA	1	4.1	3
XBOZZ		PLATE, IDENTIFICATION: Box No. 1 6-1-6399-4		EA	1	4.1	4
XBOZZ		PLATE, IDENTIFICATION: Box No. 2 6-1-6399-5		EA	1	4.1	5
XBOZZ		PLATE, IDENTIFICATION: Box No. 3 6-1-6399-6		EA	1	4.1	6
XBOZZ		PLATE, IDENTIFICATION: Box No. 4 6-1-6399-7		EA	1	4.1	7
XBOZZ		PLATE, IDENTIFICATION: Box 1 Contents 6-1-6399-8		EA	1	4.1	8
XBOZZ		PLATE, IDENTIFICATION: Box 2 Contents 6-1-6399-9		EA	1	4.1	9
XBOZZ		PLATE, IDENTIFICATION: Box 3 Contents 6-1-6399-10		EA	1	4.1	10
XBOZZ		PLATE, IDENTIFICATION: Box 4 Contents 6-1-6399-11		EA	1	4.1	11
XBOZZ		PLATE, IDENTIFICATION: FIRE EXT. 6-1-6399-12		EA	1	4.1	12

Page 14, following line 7 (FELT)

Column 1 add "PAOZZ".

Column 3 add: "HOLDDOWN ASSEMBLY:

TRAYS 6-1-6-354 ITEMS 2 & 3

(99862) SWIVEL HEAD SCREW

CL-24-SHS 5305-00-794-6008

INSERT

CL-3816-KS".

Page 16.

Following line 14 (8305-263-2477) add the following:

Column (1) add "PAOZZ".

Column (2) add "4210-00-270-4512".

Column (3) add "EXTINGUISHER, FIRE".

Column (4) add "EA".

Column (5) add "1".

Following group 02 heading add the following:

Column (1) add "PAOZZ".

Column (2) add "NSN".

Column (3) add "MOTOR ASSEMBLY 4831602-04 (77948)".

Column (4) add "EA".

Column (5) add "1".

Columns (6)(A) thru (6)(D) add

Column (7)(A) add "7.1".

Column (7)(B) add "1".

Page 17.

Following group 03 heading add the following:

(1) SMR CODE	(2) NATIONAL STOCK NUMBER	(3) REF. NUMBER & MFR. CODE	DESCRIPTION	(4) USABLE ON CODE	(5) UNIT OF MEAS	(5) QTY INC IN UNIT	(7) ILLUSTRATION	
							(A) FIG NO.	(B) ITEM NO.
PAOFF	6105-01-099-6821		MOTOR ASSEMBLY, 115 VAC, 1/3 HP 60 HZ, 1725 RPM 2231602-01 (77948)				9	1
XBFZZ			KEY, FLYWHEEL 490689 (77948)				9	2
PAFZZ	6105-01-099-1113		FLYWHEEL 490685 (77948)				9	3
XBFZZ			LOCKNUT, FLYWHEEL 490684 (77948)					
XBFZZ			SCREW, CLUTCH PLATE 490726 (77948)				9	5
PAFZZ			CLUTCH PLATE ASSEMBLY 490683 (77948)				9	6
PAFZZ			SLEEVE ASSY, CLUTCH ACTUATING 490682 (77948)				9	7

(1) SMR CODE	(2) NATIONAL STOCK NUMBER	(3) DESCRIPTION REF. NUMBER & MFR. CODE	USABLE ON CODE	(4) UNIT OF MEAS	(5) QTY INC IN UNIT	(7) ILLUSTRATION	
						(A) FIG NO.	(B) ITEM NO.
XBFZZ		KEY, MOTOR PULLEY 490672 (77948)				9	8
PAFZZ		CLUTCH HOUSING 490673 (77948)				9	9
PAFZZ	6105-01-100-4942	PAD, BRAKE (BONDED) 490674 (77948)				9	10
XBFZZ		SETSCREW, BRAKE PAD 490676 (77948)				9	11
XBFZZ		BOLT & NUT ASSY, BRAKE ADJUSTMENT 490675 (77948)				9	12
PAFZZ		SPRING, CLUTCH LEVER 490679 (77948)				9	14
XBFZZ		RETAINING RING, CLUTCH LEVER HINGE PIN 490678 (77948)					
XBFZZ		PIN, CLUTCH LEVER HINGE 490677 (77948)				9	16
PAFZZ		LEVER, CLUTCH ACTUATING 490681 (77948)				9	17
XBFZZ		WASHER, PULLEY RETAINING NUT 490671 (77948)				9	18
XBFZZ		NUT, PULLEY RETAINING 490670 (77948)				9	19
XBFZZ		COVER, PULLEY GUARD W/TWO SCREWS 490709 (77948)				9	20

Page 17--continued.

Figure 8, second item 1 delete.  
Group 04. Delete group.

Page 18, group 05 heading add "SINGER MODEL 31-15".

Page 20, following line 19 add the following:

Column (1) add "PAOZZ".  
Column (2) add "3030-00-359-5707".  
Column (3) add "Belting, ¼ in.".   
Column (4) add "FT".  
Column (5) add "50".  
Column (1) add "XBOZZ".

Page 20, line 19--continued.

Column (2) add "3530-01-015-2793".

Column (3) add "HOOK BELT, NO. 16, 25127 (77948)".

Column (4) add "EA".

Column (5) add "8".

Page 23, group 07. Delete group.

Page 24. Delete pages 24 thru 37.

Page 38, above group 10 heading delete entries.

Page 40, group 12. Delete group.

Page 41, group 13. Delete group.

Page 42.

Figure 55.

Item 1, column (3) change "24578D177 (03961)" to "MODEL-AE (4R309)".

Item 2, column (3) change "(53705)" to "312 (4R309)".

Item 3, column (3) change "(53705)" to "351 (4R309)".

Item 4, column (3) change "(53705)" to "3032 (4R309)".

Item 5, column (3) change "A4701177 (17162)" to "27 2727 (4R309)".

Figure 56.

Item 1, column (3) change "N100 (61864)" to "M369 (55644)".

Item 2, column (3) change "(61864)" to "(55644)".

Item 3, column (3) change "(61864)" to "(55644)".

Item 4.

Column (2) change "5120-359 5597" to "5120-00-357-5597".

Column (3) change "(61864)" to "(55644)".

Item 5, column (3) change "9219 (61864)" to "9219R (55644)".

Items 6 thru 11, column (3) change "(61864)" to "(55644)".

Following item 11 add the following:

Column (1) add "PAOZZ".

Column (3) add "CHUCK 1486 (55644)".

Column (4) add "EA". 8

Column (5) add "1".

Columns (6)(A) thru (D) add

Column (7)(A) add "56".

Column (7)(B) add "12".

Column (1) add "PAOZZ".

Column (3) add "CHUCK 9323 (55644)".

Column (4) add "EA".

Column (5) add "1".

Columns (6)(A) thru (D) add

Column (7)(A) add "56".

Column (7)(B) add "13".

Page 43, following the third line (WASHER, FLAT).

Column (1) add "PAOZZ".

Column (3) add "IRON, STEAM 110-120 V 60 HZ - 1200 WT 34H6229 (53800)".

Column (4) add "EA".

Column (5) add "1".

Column (7A) add "56.1".

Column (1) add "PAOZZ".

Column (3) add "SLEEVE BOARD W/COVER SET 11H5709C (53800)".

Column (4) add "EA".

Column (5) add "1".

Column (7A) add "56.1".

Page 47.

Line 9, (3530-999-1080) delete line.

Line 10, (3530-999-1060) delete line.

Line 13, (5935-359-6030), column (3) delete "OVEREDGE AND TEXTILE".

Line 14, column (2) add "3530-00-346-5388".

Line 16 delete line.

Line 17 delete line.

Line 19 (6150-359-6144), column (3) change "2 CONDUCTOR" to "4 CONDUCTOR".

Line 20 (3530-906-8063), column (3) change "2 CONDUCTOR" to "4 CONDUCTOR".

Page 48.

Line 1 (3530-906-8064), column (3) change "3 CONDUCTOR" to "4 CONDUCTOR".

Line 6 (6230-615-5384), column (3) change "25 FT" to "50 FT".

Line 8 (6230-143-3094), column (2) change "6230-143-3094" to "6240-00-143-3102".

Page 48.--continued.

Following line 8 add the following:

Column (1) add "PAOZZ".

Column (2) add "6320-00-901-9755".

Column (3) add "CORD W/SIDE OUTLET, LIGHT 50 FT".

Column (4) add "EA".

Column (5) add "4".

Line 9, (6250-848-6098) delete lines 9 thru 14.

Line 15, (3530-346-5392), column (3) delete "OVEREDGE AND TEXTILE".

Following line 19 (RING RETAINING) add the following:

Column (1) add "XBOZZ".

Column (3) add "LAMP, COMPLETE FOR 331K1 AND 331k1004 625082-00 (77948)".

Column (4) add "EA".

Column (5) add "6".

Column (1) add "XBOZZ".

Column (3) add "LAMP COMPLETE W/STAND FOR 175-62 625079-00 (77948)".

Column (4) add "EA".

Column (5) add "1".

Column (1) add "XBOZZ".

Column (3) add "LAMP, COMPLETE FOR 47W70, 625102-01 (77948)".

Column (4) add "EA".

Column (5) add "1".

Following group 19 heading add the following:

Column (1) add "PAFZZ".

Column (3) add "STAND: FOLDING CLOTHING SEWING MACHINE, NATICK NA-79 MODELS 602063 (77948)".

Column (4) add "EA".

Column (5) add "1".

Line 22 (3530-359-8797) delete line.

Line 23 (3530-359-8797) delete line.

Following line 24 (3530-359-8798) add the following:

Column (1) add "XBOZZ".

Column (3) add "STAND: FOLDING, BUTTON MACHINE, 6-1-1134-33 (81337)".

Column (4) add "EA".

Column (5) add "1".

Page 49. following line 3 (5306-317-3117) add the following:

Column (1) add "PAOZZ".

Column (2) add "7105-00-269-8463".

Column (3) add "Chair, Folding".

Column (4) add "EA".

Column (5) add "8".

Page 52.

Following line 15 (BRACKET) add the following:

(1) SMR CODE	(2) NATIONAL STOCK NUMBER	(3) DESCRIPTION REF. NUMBER & MFR. CODE	(4) USABLE ON CODE	(5) UNIT OF MEAS	(6) QTY INC IN UNIT	(7) ILLUSTRATION	
						(A) FIG NO.	(B) ITEM NO.
XBFZZ		SCREW, FEED REVERSING LEVER 50591 (77948)	B	EA	2	71.1	1
XBFZZ		CONNECTOR, FEED REVERSING LEVER 174039 (77948)	B	EA	1	71.1	2
PAFZZ	3530-01-099-1114	REGULATOR, FEED 139754 (77948)	B	EA	1	71.1	3
XBFZZ		SETSCREW, CONNECTING, LINK 50200 (77948)	B	EA	1	71.1	4
STUD							
XBFZZ		NUT, FEED REVERSING LEVER SCREW 1747 (77948)	B	EA	1	71.1	5

Page 52, line 15--continued.

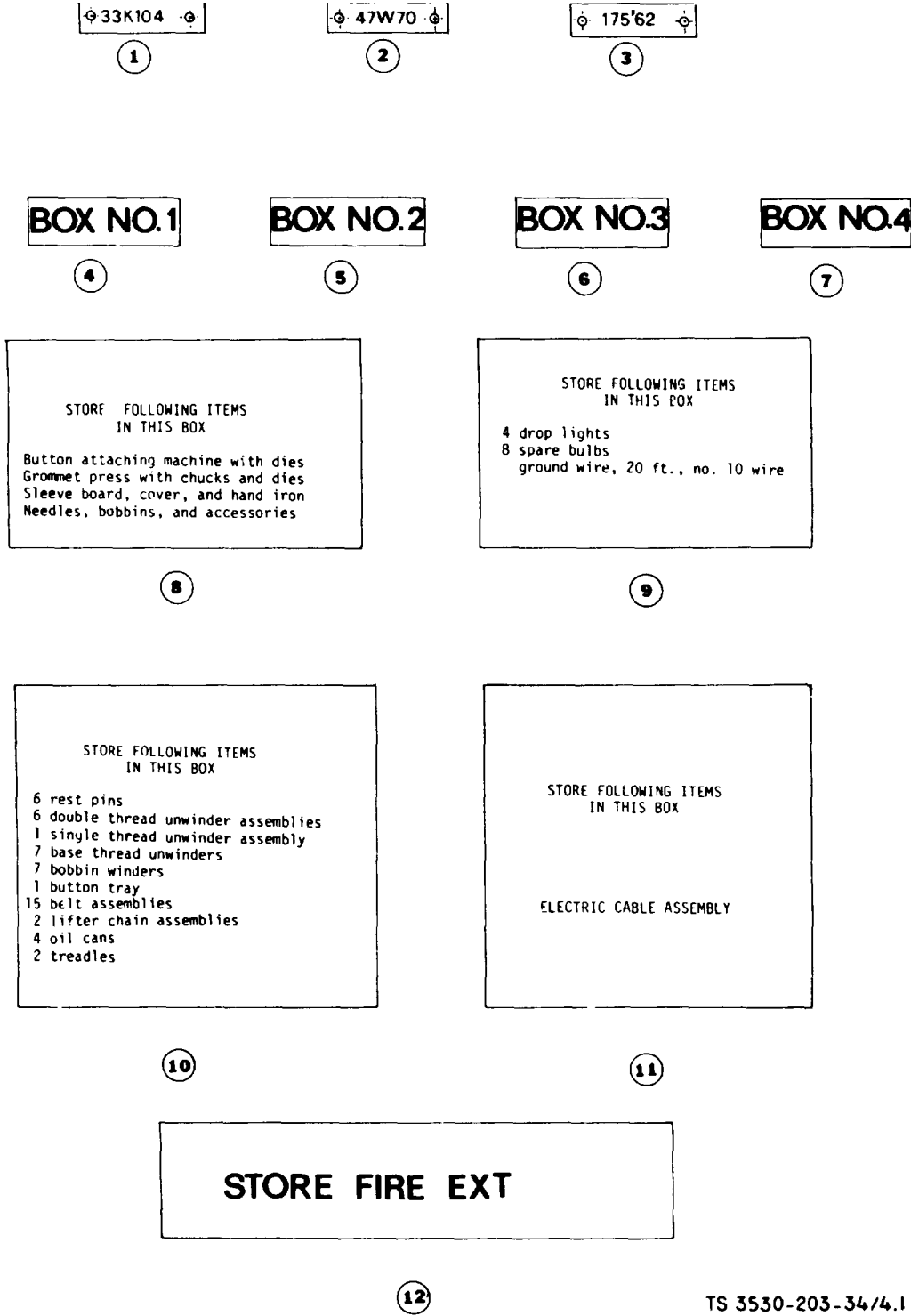
(1) SMR CODE	(2) NATIONAL STOCK NUMBER	(3) DESCRIPTION REF. NUMBER & MFR. CODE	(4) USABLE ON CODE	(5) UNIT OF MEAS	(5) QTY INC IN UNIT	(7) ILLUSTRATION	
						(A) FIG NO.	(B) ITEM NO.
PAOZZ	5305-00-467-6886	SETSCREW, FEED REVERSING LEVER 624 (77948)	B	EA	1	71.1	6
XBFZZ		PIN, FEED REVERSING LEVER HINGE 276159 (77948)	B	EA	1	71.1	7
XBFZZ		LEVER, FEED REVERSING 174037 (77948)	B	EA	1	71.1	8
XBFZZ		SCREW, FEED REVERSING LEVER HANDLE 200575 (77948)	B	EA	1	71.1	9
XBFZZ		NUT, FEED REVERSING LEVER SCREW 201529 (77948)	B	EA	1	71.1	10
XBFZZ		HANDLE, FEED REVERSING LEVER 276160 (77948)	B	EA	1	71.1	11
PAOZZ	5305-00-391-8956	SCREW, PRESSER FOOT 190 (77948)	B	EA	1	71.1	12
XBFZZ		FOOT, PRESSER 12144 (77948)	B	EA	1	71.1	13
XBFZZ		SCREW, FEED DOG 208 (77948)	B	EA	2	71.1	14
XBFZZ	DOG, FEED	149304 (77948)	B	EA	1	71.1	15
XBFZZ		SCREW, THROAT PLATE 691 (77948)	B	EA	2	71.1	16
XBFZZ		PLATE, THROAT 12414 (77948)	B	EA	1	71.1	17

Page 52--continued.

Group 21 delete group.

Page 53. Delete pages 53 thru 65.

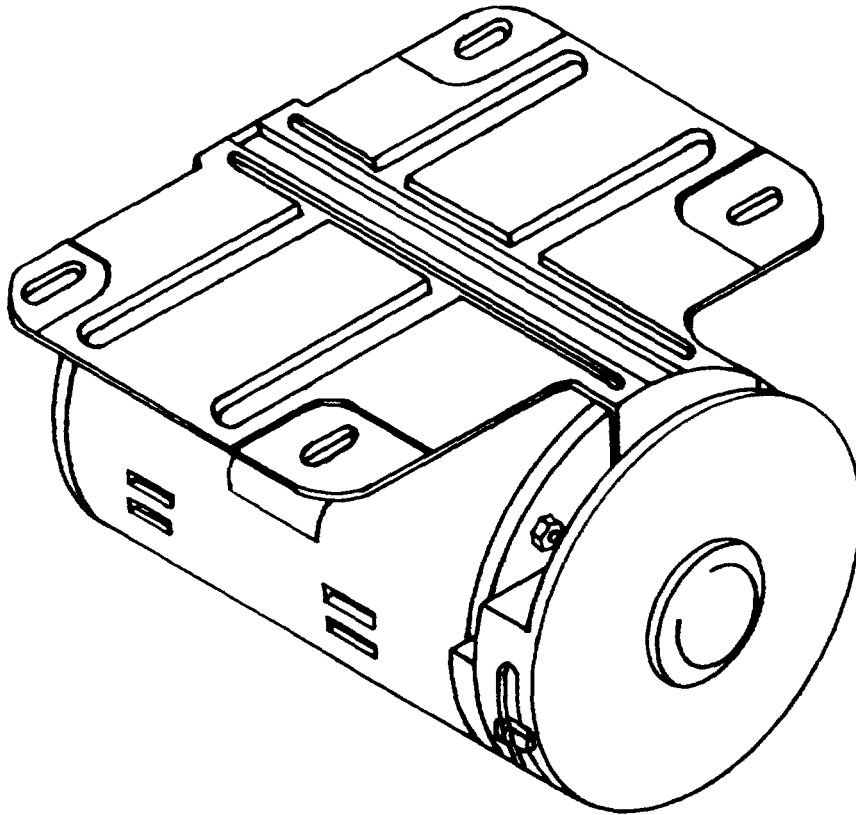
Page 66. Following page 66 add new figure 4.1 (TS 3530-203-34/4.1).



TS 3530-203-34/4.1

Figure 4.1. Identification Plates.

Page 69. Following page 69 add new figure 7.1 (TS 3530-203-34P/7.1)



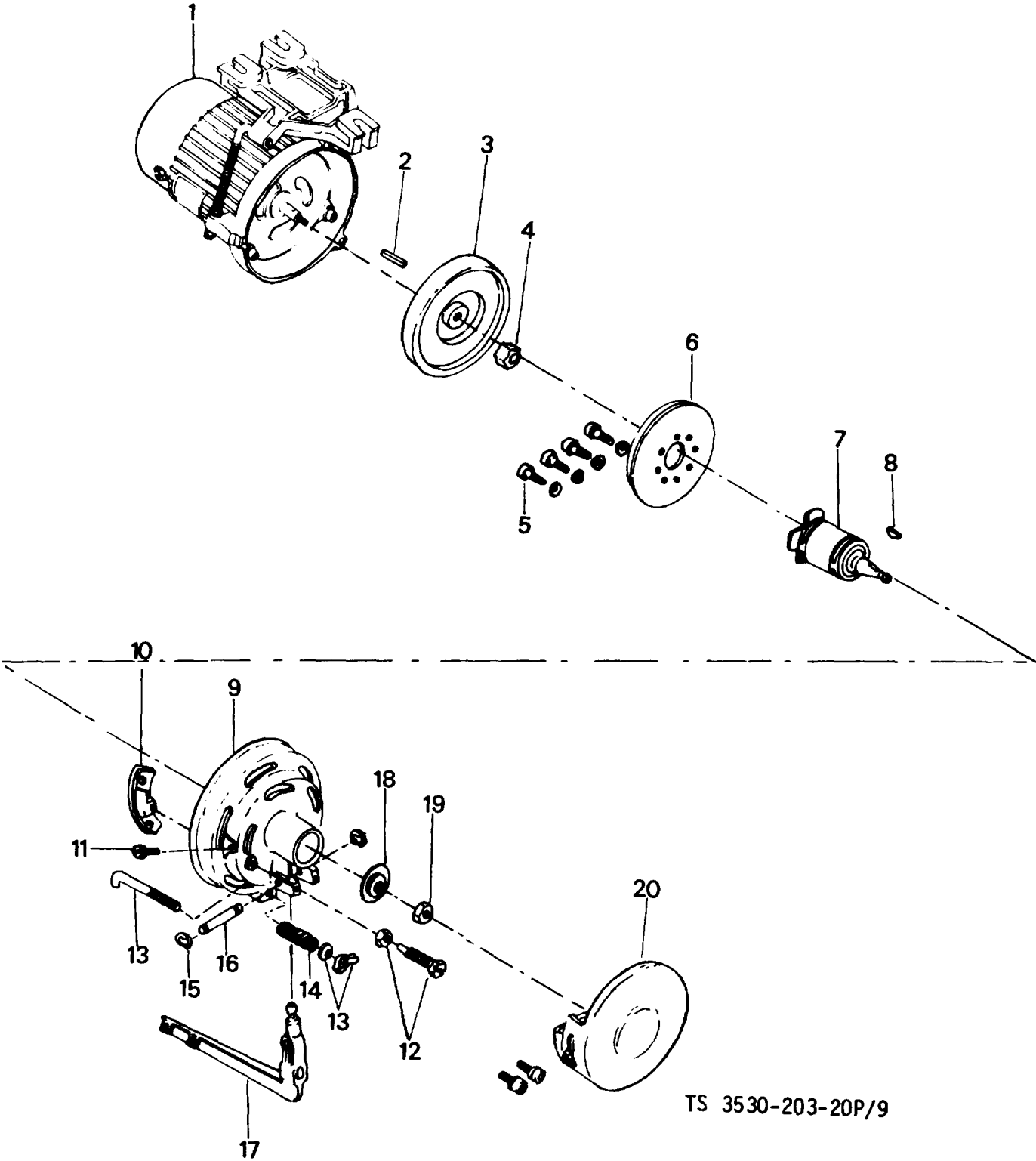
TS 3530-203-34P/7.1

*Figure 7.1. Button Sewing Machine AC Motor.*



Page 70. Figure 8 title delete "Overedge and Textile"

Page 71. Figure 9 (ME 3530-203-34P/9) is superseded by new figure 9 (TS 3530-203-20P/9)



TS 3530-203-20P/9

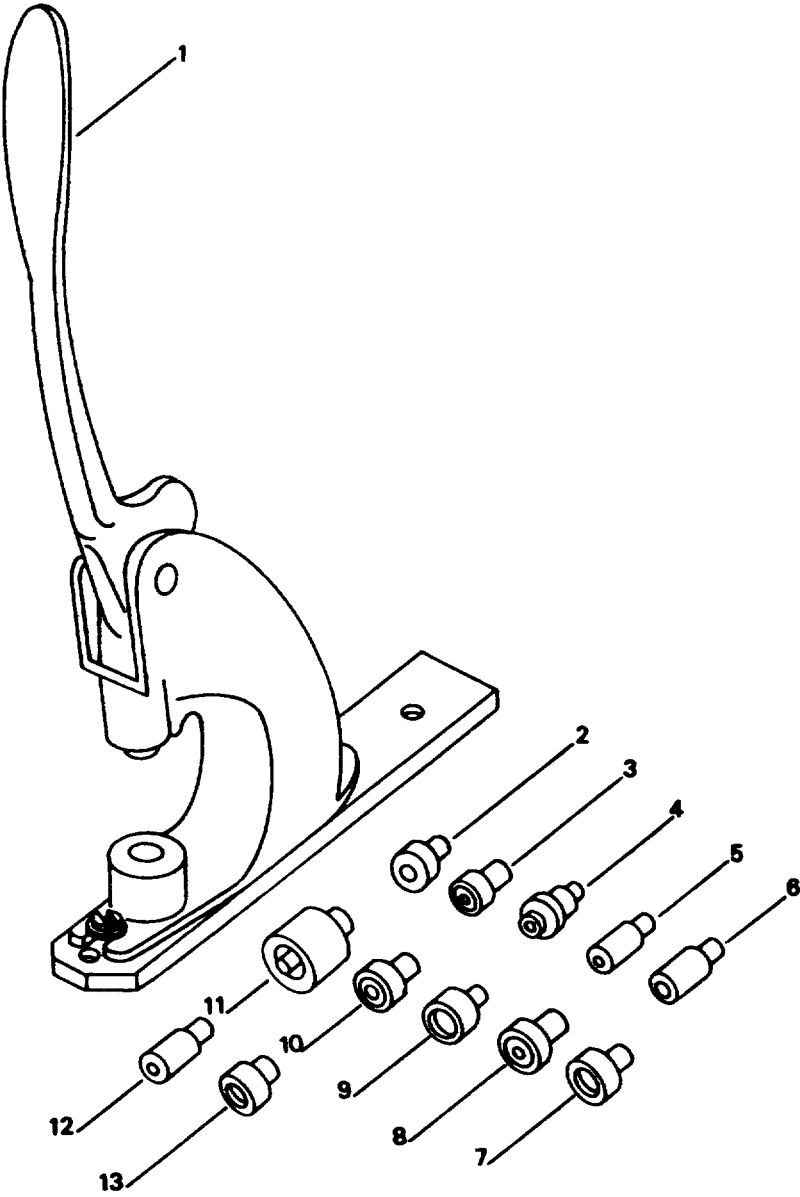
Figure 9. Clutch Motor.

Page 83. Delete pages 83 thru 109

Page 112. Delete Page.

Page 113. Delete Page

Page 116. Figure 56 (ME 3530-203-34P/56) is superseded by new figure 56 (TS 3530-203-20P/56).

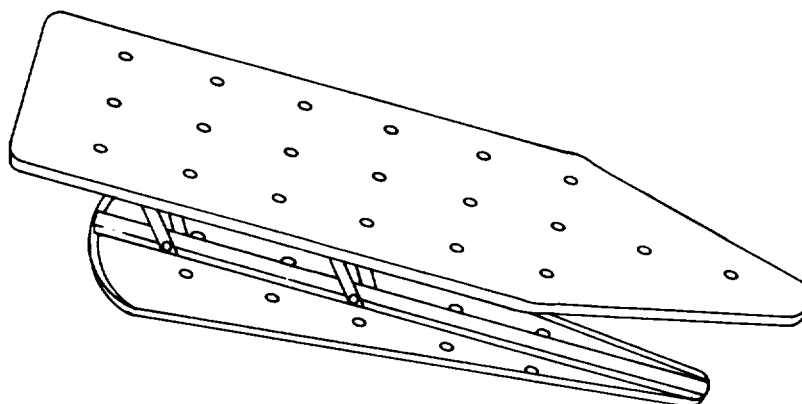
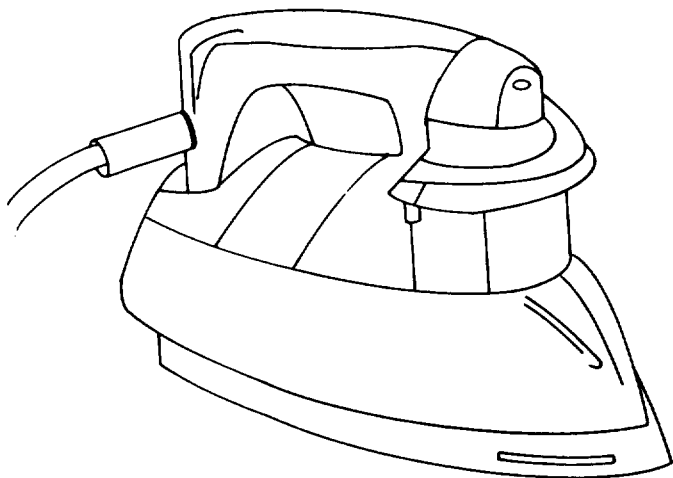


**TS 3530-203-20P/56**

Figure 56. Grommet Press.

Page 116.

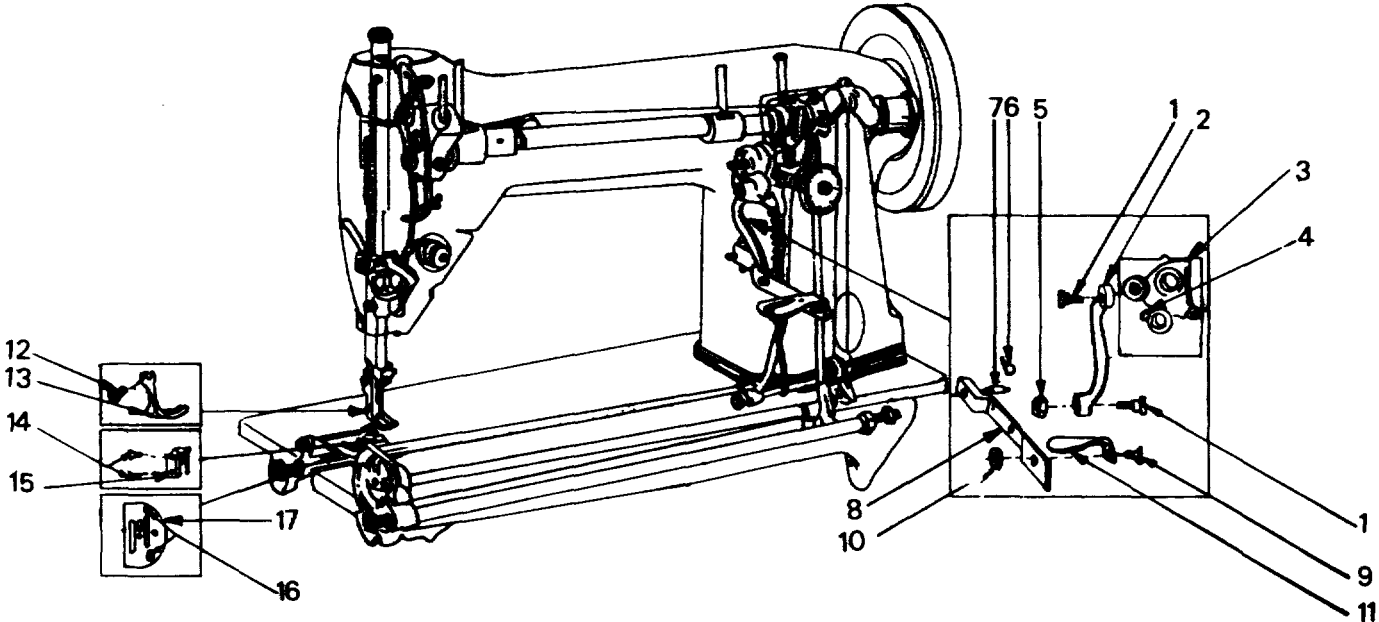
Following figure 56 add new figure 56.1 (TS 3530-203-34P/56.1).



TS 10-3530-203-34P/56.1

Figure 56.1. Iron and ironing Board

Page 131. Following page 131 add new figure 71.1 (TS 3530-203-20P/71.1).



TS 3530-203-20P/71.1

Figure 71.1. Parts exclusive to model 331K104

Page 132. Delete pages 132 thru 163.

All changes, additions, or deletions of stock numbers, manufacturers codes, and part numbers with this change should be appropriately reflected in the index.

By Order of the Secretary of the Army:

**E. C. MEYER**  
*General, United States Army*  
*Chief of Staff*

*Official:*

**ROBERT M. JOYCE**  
*Brigadier General, United States Army*  
*The Adjutant General*

**DISTRIBUTION:**

To be distributed in accordance with DA Form 12-25A, Organizational Maintenance requirements for Equipment, Miscellaneous: Clothing and Textile Repair.

Technical Manual  
No. 10-3530-203-20P)

HEADQUARTERS  
DEPARTMENT OF THE ARMY  
Washington, D. C., 11 May 1971

**ORGANIZATIONAL MAINTENANCE REPAIR PARTS AND SPECIAL TOOLS LISTS**

TEXTILE REPAIR SHOP TRAILER MOUNTED

(YORK ASTRO MODEL D8700477, FSN 3530-819-2008;

ARMY MODEL SPV 35)

(YORK ASTRO MODEL D8700540, FSN 3530-900-8352)

(YORK ASTRO MODEL D8701040, FSN 3530-880-0595)

CLOTHING REPAIR SHOP, TRAILER MOUNTED

(YORK ASTRO MODEL D8700337, FSN 3530-819-2007;

ARMY MODEL SPV 34)

(YORK ASTRO MODEL D8700680, FSN 3530-999-8577)

Current as of 17 March 1971

Section		<i>Paragraph</i>	<i>Page</i>
I.	INTRODUCTION.....		iii
	Scope .....	1	iii
	General.....	2	iii
	Explanation of columns .....	3	iii
	Special information.....	4	iv
	How to locate repair parts .....	5	v
	Abbreviations.....	6	vi
	Federal supply codes for manufacturers .....	7	vi
	Recommendations for maintenance publications improvement .....	8	v
		<i>Listing</i>	<i>Illus</i>
		<i>Page</i>	<i>Figure</i>
II.	PREScribed LOAD ALLOWANCE .....	1	
III.	REPAIR PARTS FOR ORGANIZATIONAL MAINTENANCE .....	11	
Group 01.	Cabinets, Boxes and Trays .....	11	1-6
02.	Button Machine Motor .....	16	7

\* This manual together with TM 10-3530-203-34P, 11 May 1971 supersedes TM 10-3530-203-24P, 1 April 1966 including all changes.

	<i>Listing Page</i>	<i>Ilus Figure</i>
03.	Darning Machine Motor ..... 17	8
04.	Heavy Duty Electric Motor ..... 17	9
05.	Clothing Sewing Machine ..... 18	10-12, 14, 15
06.	Darning Sewing Machine..... 20	16-21
07.	Heavy Duty Sewing Machine..... 23	22-26, 28-32
08.	Overedge Sewing Machine..... 31	33-43
09.	Textile Sewing Machine..... 35	44-49
10.	Bobbin Winder ..... 38	50
11.	One and Two Cone Thread Unwinder..... 39	51
12.	Heavy Duty Machine Thread Unwinder ..... 41	52
13.	Three Cone Thread Unwinder ..... 41	53
14.	Folding Table ..... 41	54
15.	Attaching Machine ..... 42	55
16.	Grommet Press ..... 42	56
17.	Button Sewing Machine ..... 43	57, 59-66
18.	Electrical Switches, Cables, Wiring, Lamps and Outlets..... 47	
19.	Sewing Machine Stands ..... 48	
20.	Sewing Machine Clothing (331K1)..... 49	67-71
21.	Sewing Machine, Textile (Model 211G155)..... 52	72-79,81,82
22.	Sewing Machine, Overedge (Model 460K43) ..... 57	84-90
Section IV.	SPECIAL TOOLS, TEST AND SUPPORT EQUIPMENT FOR ORGANIZATIONAL MAINTENANCE (NOT APPLICABLE)	
V.	INDEX-FEDERAL STOCK NUMBER AND REFERENCE NUMBER..... 164	

**SECTION I  
INTRODUCTION**

**1. Scope**

This manual lists repair parts required for the performance of organizational maintenance of the repair shops.

**2. General**

This repair parts and Special Tools list is divided into the following sections:

*a. Prescribed Load Allowance (PLA) Section II.* A composite listing of the repair parts, special tools, test and support equipment having quantitative allowances for initial stockage at the organizational level.

*b. Repair Parts Section III.* A list of repair parts authorized for the performance of maintenance at the organizational level in figure and item number sequence.

*c. Special Tools, Test and Support Equipment Section IV.* A list of special tools, test and support equipment authorized for the performance of maintenance at the organizational level (Not Applicable.)

*d. Index-Federal Stock Number and Reference Number Section V.* A list of Federal stock numbers in ascending numeric sequence followed by a list of reference numbers in ascending alpha-numerical sequence, cross-referenced to the illustration figure number and item number.

Note Items not illustrated are cross-referenced to page number.

**3. Explanation of Columns** The following provides an explanation of columns in the tabular lists in sections II, III, and IV:

*a. Source, Maintenance, and Recoverability Codes (SMR).*

(1) Source code indicates the selection status and source for the listed item. Source codes are:

<i>Code</i>	<i>Explanation</i>
P	Repair parts which are stocked in or supplied from the GSA/DSA, or Army supply system and authorized for use at indicated maintenance categories.
P2	Repair parts which are procured and stocked for insurance purposes because the combat or military essentially of the end item dictates that a minimum quantity be available in the supply system.

M Repair parts which are not procured or stocked, but are to be manufactured in indicated maintenance levels.

A Assemblies which are not procured or stocked as such, but are made up of two or more units. Such component units carry individual stock numbers and descriptions, are procured and stocked separately and can be assembled to form the required assembly at indicated maintenance categories.

X Parts and assemblies which are not procured or stocked and the mortality of which normally is below that of the end item or component. The failure of such part or assembly should result in retirement of the end item from the supply system.

X1 Repair parts which are not procured or stocked. The requirement for such items will be filled by use of the next higher assembly or component.

X2 Repair parts which are not stocked. The indicated maintenance category requiring such repair parts will attempt to obtain same through cannibalization. Where such repair parts are not obtainable through cannibalization, requirements will be requisitioned, with accompanying justification, through normal supply channels.

G Major assemblies that are procured with PEMA funds for initial issue only as exchange assemblies of DSU and GSU level. These assemblies will not be stocked above DS and GS level or returned to depot supply level.

(2) Maintenance code, indicates the lowest category of maintenance authorized to install the listed item. The maintenance level codes are:

<i>Code</i>	<i>Explanation</i>
O	Organizational maintenance

(3) Recoverability code indicates whether unserviceable items should be returned for recovery or salvage. Items not coded are expendable. Recoverability codes are:



Code	Explanation
R	Repair parts and assemblies which are economically repairable at DSU and GSU activities and are normally furnished by supply on an exchange basis.
S	Repair parts and assemblies which are economically repairable at DSU and GSU activities and which are normally furnished by supply on an exchange basis. When items are determined by a GSU to be uneconomically repairable, they will be evacuated to a depot for evaluation and analysis before final disposition.
T	High dollar value recoverable repair parts which are subject to special handling and are issued on an exchange basis. Such repair parts normally are repaired or overhauled at depot maintenance activities.
U	Repair parts specifically selected for salvage by reclamation units because of precious metal content, critical materials, or high dollar value reusable casings or castings.

indicates that a definite quantity cannot be indicated (e.g., shims, spacers, etc.).

*f. Fifteen-Day Organizational Maintenance Allowance.*

(1) The allowance columns are divided into four subcolumn. Indicated in each subcolumn opposite the first appearance of each item is the total quantity of items authorized for the number of equipment supported. Subsequent appearances of the same item will have the letters "REF" in the applicable allowance column. To locate the referenced item, locate the FSN or reference number in the index. The earliest figure and item number is the referenced item. Items authorized for use as required but not for initial stockage are identified with an asterisk in the allowance column.

(2) The quantitative allowance for organizational level of maintenance represents one initial prescribed load for a 15day period for the number of equipment supported. Units authorized additional prescribed loads, multiply the number of prescribed loads by the quantity in the appropriate density column to determine the number of repair parts authorized.

(3) To determine allowances when supporting more than 100 of these equipment: First, divide the number of equipments supported by 100 by moving the decimal two spaces left; second, multiply the result by the quantity in the 51-100 density column. Example, authorized allowance for 51-100 equipment is 40; for 150 equipments, multiply 40 by 1.50 or 60 parts authorized

(4) Subsequent changes to allowances will be limited as follows: No change in the range of items is authorized. If additional items are considered necessary, recommendation should be forwarded to U. S. Army Mobility Equipment Command for exception or revision to the allowance list. Revisions to the range of items authorized will be made by the U. S. Army Mobility Equipment Command based upon engineering experience, demand data, or TAERS information.

*g. Illustration.* This column is divided as follows:

(1) Figure number. Indicates the figure number of the illustration in which the item is shown.

(2) Item number. Indicates the callout number used to reference the item in the illustration.

**4. Special Information**

a. Identifications of the usable on codes included in the description columns of this publication are:

*b. Federal Stock Number.* This column indicates the Federal stock number assigned to the item and will be used for requisitioning purposes.

*c. Description.* This column indicates the Federal item name and any additional description of the item required. Assembly components and subassemblies are indented under major assemblies. The abbreviation "w/e", when used as part of the nomenclature, indicates the Federal stock number includes all armament, equipment, accessories, and repair parts issued with the item. A part number or other reference number is followed by the applicable five-digit Federal supply code for manufacturers in parenthesis. Repair parts quantities included in kits and sets are shown in front of the repair part name. Material required for manufacture or fabrication is identified.

*d. Unit of Measure (U/M).* A two-character alphabetic abbreviation indicating the amount or quantity of the item upon which the allowances are based, e.g., ft, ea., pr, etc.

*e. Quantity Incorporated in Unit.* This column indicates the quantity of the item used in the assembly group. A "V" appearing in this column in lieu of a quantity



and page number locate the pertinent stock number or reference number in the Repair Parts Listing. Items which are not illustrated are listed at the end of the assembly group to which they belong.

**6. Abbreviations**

ea.....	each
ft.....	feet (foot)
in.....	inch (es)
lg.....	long (length)
lh.....	left hand
No.....	Number
rh.....	right hand
sq.....	square
thk.....	thick (ness)
v.....	variable
v.....	volt (s)
w.....	watts
w.....	wide (width)
w/.....	with
w/o.....	without

**7. Federal Supply Codes for Manufacturers**

Code	Manufacturer
00000.....	Ordnance Corps
03961.....	Scovill Mfg. Co. Closure Div.
05535.....	Singer Co. The Instrumentation Div.
09550.....	Buffalo Meter Co.
10241.....	Tele-Signal Corp
15235.....	Crouse and Hinds Co.
16293.....	Friden Inc. Lewistown Div.
17162.....	York Astro Div of Wickes Industries Inc.
17771.....	Singer Co. The Diehl Div Finderne Plant
19220.....	Eberhard Mfg Co.
21290.....	Friden Inc. Mather Div.
23610.....	Friden Inc.
24161.....	Gates Rubber Co

Code	Manufacturer
24446.....	General Electric Co
24617.....	General Motors Corp
25734.....	Graflex Div. Education and Training Group of The SingerCo
36378.....	Link Div. of The Singer Co
53705.....	Scovill Mfg Co
59730.....	Thomas and Betts Co The
61864.....	United Carr Inc.
74545.....	Hubbell Harvey Inc.
77948.....	Singer Co. The
79409.....	Woodhead Daniel Co.
80234.....	Vapor Corp
81100.....	Kearfott Div. Sillger-General Precision Inc.
81337.....	Army Natick Laboratories Quality Assurance Office
81348.....	Federal Specifications Promulgated By General Services Administration
88818.....	Kearfott Div. Singer-General Precision Inc.
96906.....	Military Standards Promulgated By Standardization Div. Directorate of Logistic Services DSA
99592.....	HRB Singer Inc. Singer Co. The

**8. Recommendations for Maintenance Publication Improvements**

Report of errors, omissions, and recommendations for improving this publication by the individual user is encouraged. Reports should be submitted on DA Form 2028 (Recommended Changes to Publications) and forwarded direct to Commanding General, U. S. Army Mobility Equipment Command, ATTN: AMSME-MPP, 4300 Goodfellow Boulevard, St. Louis, Mo.63120.

**SECTION II. PRESCRIBED LOAD ALLOWANCE**

(1) FEDERAL STOCK NUMBER	(2) DESCRIPTION	(3) 15-DAY ORGANIZATIONAL MAINTENANCE ALLOWANCE			
		(a)	(b)	(c)	(d)
		1-5	6-20	21-50	51-100
	GROUP 01 - CABINETS, BOXES AND TRAYGS				
5305-012-9630	SCREW, WOOD <span style="float: right;">A</span>				1
5305-043-6533	SCREW, MACHINE	1	3	6	13
5305-043-6693	SCREW, MACHINE		1	1	3
5305-051-0827	SCREW, CAP, HEXAGON		1	1	2
5305-249-2686	SCREW, WOOD		1	3	5
5305-249-2688	SCREW, WOOD			1	1
5305-249-2689	SCREW, WOOD		1	2	3
5305-254-0082	SCREW, WOOD		1	2	3
5305-637-9472	SCREW, CAP, HEXAGON HEAD		1	1	2
5305-639-0108	SCR'W, CAP, HEXAGON HSAD		1	1	2
5305-721-3097	SCREW, MACHINE		1	2	3
5305-818-2990	SCREW, MACHINE		1	3	5
5310-010-3323	WASHER, LOCK		1	1	2
5310-010-3325	WASHER, LOCK		1	1	2
5310-012-0361	NUT, PLAIN, HEAGCON		1	2	3
5310-012-0622	NUT, PLAIN, HCIAGON	1	3	6	13
5310-045-3296	WASHER, LOCK		1	2	3
5310-045-3299	WASHER, LOCK		1	1	3
5310-180-0277	WASHER, LOCK		1	3	5
5310-209-5309	WASHER, LOCK	1	3	6	13
5310-577-5379	NUT, PLAIN, HEXAGON		1	1	2
5310-619-3557	NUT, PLAIN, HEXAGON		1	1	3
5310-637-9556	WASHER, LOCK		1	1	2
5310-655-6457	NUT, PLAIN, HEXAGON		1	3	5
5340-297-6645	BUCKLE				1
	1				

**SECTION II. PRESCRIBED LOAD ALLOWANCE**

(1) FEDERAL STOCK NUMBER	(2) DESCRIPTION	(3) 15-DAY ORGANIZATIONAL MAINTENANCE ALLOWANCE			
		(a)	(b)	(c)	(d)
		1-5	6-20	21-50	51-100
	<b>USABLE ON CODE</b>				
5340-297-6833	CLIP, END, BALL TYPE				1
5340-489-5684	LOOP		1	1	3
5340-806-0628	RETAIN				1
5340-906-0627	CLIP, SPRING			1	1
5340-906-0638	CLAMP ASSMBLY			1	1
5340-906-0639	LOCK				1
8305-191-1102	FELT, SHEET		1	1	3
8305-227-1246	FELT, SHEET		1	1	3
	GROUP 02 - BUTTON MACHINE MOTOR				
5306-359-4950	BOLT, MACHINIE <span style="float:right">A</span>				1
6105-097-3147	MOTOR, ALTERNATING CURRENT <span style="float:right">A</span>				1
	GROUP 03 DARNING MACHINES MOTOR				
3530-359-5212	SCREW				1
5305-359-5211	SCRSW, SHOULDER				1
5306-359-4947	BOLT, MACHINE				1
5310-359-5086	NUT 1				
5315-816-1794	PIN, COTTER				1
6105-097-3145	MOTOR, ALTERNATING CURRENT				1
6105-359-5101	PAD				1
	GROUP 04 - HEAVY DUTY ELECTRIC MOTOR				
6105-868-7958	MOTOR, ALTERNATING CURRENT				1
	GROUP 05 - CLOTHING SEWING MACHINE				
3530-254-3445	NEEDLE, SEWING MACHINE	2	10	20	42
3530-257-3544	NEEDLE, SEWING MACHINE	2	10	20	42
3530-359-7324	CLAMP				1
3530-359-7445	DISK				1
	<b>2</b>				

**SECTION II. PRESCRIBED LOAD ALLOWANCE**

(1) FEDERAL STOCK NUMBER	(2) DESCRIPTION	(3) 15-DAY ORGANIZATIONAL MAINTENANCE ALLOWANCE			
		(a)	(b)	(c)	(d)
		USABLE ON CODE 1-5	6-20	21-50	51-100
3530-359-7457	DOG A				1
3530-359-7549	GUARD				1
3530-359-8659	SPRING, HELICAL, COMPRSSSION				1
3530-359-8660	SPRING, HELICAL, TORSION				1
3530-449-3981	BOBBIN			1	1
3530-449-3996	CASE			1	1
3530-449-4015	DOG				1
3530-449-4020	PRESSER FOOT A			1	1
3530-449-4021	PRESSER FOOT			1	1
3530-449-4142	SPRING				1
3530-467-6891	BUSHING				1
3530-467-6910	PLATE A			1	1
3530-678-5852	SCREW			1	1
5305-359-8291	SCRW				1
5305-359-8292	SCREW			3	5
5305-359-8293	SCREW				1
5305-359-8296	SCREW				1
5305-359-8300	SCREW		2	3	6
5305-359-8303	SCREW		2	3	6
5305-359-8306	SCREW			1	2
5305-359-8506	SETSCRLW		1	1	2
5305-467-6884	SCREW				1
5305-467-6889	SCREW				1
5307-391-8961	STUD				1
5310-359-8871	THUMBNUT			1	1
5310-467-6897	NUT				1
	GROUP 06 - DARNING SEWING MACHINE				
3530-257-2830	NESDLE, STWING MACHINE	1	5	10	21
3530-257-3548	NEIDLE, S'WING MACHINE	1	5	10	21
	<b>3</b>				

**SECTION II. PRESCRIBED LOAD ALLOWANCE**

(1) FEDERAL STOCK NUMBER	(2) DESCRIPTION	(3) 15-DAY ORGANIZATIONAL MAINTENANCE ALLOWANCE			
		(a) 1-5	(b) 6-20	(c) 21-50	(d) 51-100
	<b>USABLE ON CODE</b>				
3530-359-7200	BOBBIN			1	1
3530-359-7554	GUIDE				1
3530-3597555	GUIDE				1
3530-359-7557	GUIDE				1
3530-467-6994	GUIDE				1
3530-678-5853	SCREW				1
5305-359-7201	SCREW				1
5305-359- 8345	SCREW				1
5305-359-8352	SCREW-			1	1
5305-359-8353	SCREW				1
5305-359-8357	SCREW				1
5305-359-8359	SCREW			1	1
5305-359-8520	SETSCREW		1	2	3
5305-359-8528	SETSCREW				1
5305-467-6986	SETSCREW				1
5305-467-6988	SCR88				1
5305-467-6989	SCREW				1
5310-359-8877	THUMBNUT				1
5310-359-8946	WASHER				1
5340-359-8705	SPRING				1
5340-359-8706	SPRING;				1
5360-359-8707	SPRING, FLAT				1
	GROUP 07 - HEAVY DUTY SEWING MACHINE				
3030-528-3824	BELT				1
3530-254-3387	NEEDLE SEWING MACHINE	1	5	10	21
3530-254-3396	NEEDLE SEWING MACHINE	1	5	10	21
3530-358-0549	BAR			1	1
	<b>4</b>				

**SECTION II. PRESCRIBED LOAD ALLOWANCE**

(1) FEDERAL STOCK NUMBER	(2) DESCRIPTION	(3) 15-DAY ORGANIZATIONAL MAINTENANCE ALLOWANCE			
		(a)	(b)	(c)	(d)
		USABLE ON CODE 1-5	6-20	21-50	51-100
3530-739-4638	BOBBIN			1	1
3530-885-8803	SPRING				1
3530-999-0953	WASHER		1	2	4
3530-999-0954	WASHER		1	2	4
3530-999-0959	SETSCREW				1
3530-999-0960	SETSCREW				1
3530-999-0970	NUT		1	2	4
3530-999-0972	NUT				1
3530-999-0973	NUT				1
3530-999-0993	SCRW				1
3530-999-1002	WASHER			1	2
3530-999-1023	BOLT		1	2	4
3530-999-1024	BOLT			1	2
3530-999-1026	NUT			1	2
3530-999-1055	SCREW				1
3530-999-1061	CONE				1
3530-999-1062	SPRING				1
3530-999-1070	SCREW			1	1
5305-359-8511	SETSCRSEW				1
5305-393-5059	SCREW				1
5305-393-5151	SCREW				1
5305-469-6887	THUMBSCREW				1
	GROUP 08 - OVEDCE SEWING MACHINE				
3530-245-8027	NEEDLE, SEWING MACHINE	2	10	20	42
3530-245-8028	NEEDLE, SEWING MACHINE	2	10	20	42
3530-359-7401	COVER				1
3530-359-7514	CASK4T			1	1
	<b>5</b>				



**SECTION II. PRESCRIBED LOAD ALLOWANCE**

(1) FEDERAL STOCK NUMBER	(2) DESCRIPTION	(3) 15-DAY ORGANIZATIONAL MAINTENANCE ALLOWANCE			
		(a)	(b)	(c)	(d)
		USABLE ON CODE 1-5	6-20	21-50	51-100
3530-359-7515	GASKET		1	2	3
3530-359-7517	GASKET	1	3	6	12
3530-359-7662	KNIFE			1	1
3530-359-7663	KIIFE			1	2
3530-359-7751	LOOPER			1	1
3530-467-6930	BUSHING				1
5305-359-8271	SCREW				1
5305-359-8397	SCREW				1
5305-359-8403	SCREW				1
5305-359-8410	SCREW				1
5305-359-8424	SCREW				1
5305-359-8466	SCREW				1
5305-359-8551	SETSCREW			1	1
5307-359-8823	STUD				1
5307-359-8829	STUD				1
5310-359-7847	NUT				1
5310-359-7851	NUT				1
5310-359-7855	NUT				1
5310-359-8884	THUMBSCREW				1
5340-359-8678	SPRING				1
5340-359-8679	SPRINIG				1
5340-359-8680	SPRING				1
	GROUP 09 - TEXTILE SEWING MACHINE				
3530-254-3418	NEEDLE, SEWING, MACHINE	2	10	20	42
3530-257-2819	NEEDLE, SEWING MACHINE	2	10	20	42
3530-359-7309	CASE			1	1
5305-359-8881	THUMBSCREW				1
	<b>6</b>				

**SECTION II. PRESCRIBED LOAD ALLOWANCE**

(1) FEDERAL STOCK NUMBER	(2) DESCRIPTION	(3) 15-DAY ORGANIZATIONAL MAINTENANCE ALLOWANCE			
		(a) 1-5	(b) 6-20	(c) 21-50	(d) 51-100
	GROUP 10 - BOBBIN WINDER				
3530-359-7226	BRAKE				1
3530-359-7999	PLUNGER				1
3530-359-8064	PULLEY				1
3530-359-8658	SPRING, HELICAL, COMPRESSION				1
5305-359-8364	SCREW				1
5305-359-8365	SCREW				1
5305-359-8367	SCREW				1
5305-359-8530	SETSCREW				1
5307-359-8811	STUD				1
5307-359-8812	STUD				1
5310-359-8962	WASHER				1
5340-467-7004	SPRING				1
	GROUP 11 - ONE AND TWO CONE THREAD UNWINDER				
3530-359-7392	CONE			1	2
3530-359-/431	CUSHION			1	1
3530-359-7432	CUP				1
3530-359-7562	GUIDE			1	1
5305-359-8531	SETSCREW				1
5305-902-6642	SCREW, WOOD			1	2
5310-359-7844	NUT				1
5310-359-8963	WASHER				1
	GROUP 14 - FOLDING TABLE				
5305-265-4478	SCREW, WOOD			1	2
5305-958-5248	SCREW, MACHINE			1	2
5310-550-0777	NUT, PLAIN, HEXAGO]			1	2

**SECTION II. PRESCRIBED LOAD ALLOWANCE**

(1) FEDERAL STOCK NUMBER	(2) DESCRIPTION	(3) 15-DAY ORGANIZATIONAL MAINTENANCE ALLOWANCE			
		(a)	(b)	(c)	(d)
		USABLE ON CODE 1-5	6-20	21-50	51-100
5310-582-5965	WASHER, LOCK GROUP 15 - ATTACHING MACHINE			1	2
5305-043-6738	SCREW MACHINE				1
5310-809-4058	FLAT GROUP 17 BUTTON SEWING MACHINES				1
3530-245-7997	NEEDLE SEWING MACHINE A	2	10	20	42
3530-245-8001	NEEDLE SEWING MACHINE A	2	10	20	42
3530-245-8026	NEEDLE SEWING MACHINE A	2	10	20	42
3530-359-7318	CHAIN A				1
3530-359-7447	DISK A				1
3530-359-7559	GUIDE A				1
3530-359-7947	PIN			1	1
3530-467-6971	PULL OFF A				1
5305-013-0145	SCREW WOOD A				1
5305-359-8510	SETSCREW A				1
5340-026-0375	SPRING GROUP 18-ELECTRICAL SWITCH, CABLES, WIRING LAMPS AND OUTLETS				1
3530-346-5391	LAMP			1	1
3530346-5392	LENS				1
3530-906-8063	CABLE				1
353 1999-1060	CAPACITOR				1
3530-999-1080	SWITCH				1
5305-359-7485	SCREW MACHINE A		1	2	3,
5930-359-5530	SWITCH			1	2
5935-257-9337	OUTLET			1	1
5935-259-3326	RECEPTACLE				1
5935-296-8560	CONNECTOR, PLUG,ELECTRICAL				1
	<b>8</b>				

**SECTION II. PRESCRIBED LOAD ALLOWANCE**

(1) FEDERAL STOCK NUMBER	(2) DESCRIPTION	(3) 15-DAY ORGANIZATIONAL MAINTENANCE ALLOWANCE			
		(a)	(b)	(c)	(d)
		1-5	6-20	21-50	51-100
	<b>USABLE ON CODE</b>				
5935-359-6030	BOX				1
5935-359-6038	CAP				1
5975-245-1675	CONDUIT				1
5975-296-2862	COVER				1
5975-825-4462	CONNECTOR				1
6150-359-6144	CABLE			1	1
6230-615-5384	CORD				1
6240-143-3094	LAMP, INCANDESCENT	1	3	5	10
6240-359-7286	LAMP, INCANDESCENT	1	3	5	10
	GROUP 19 - SEWING MACHINE STANDS				
3530-382-8267	BRACE		1	1	3
5306-317-3117	BOLT		1	3	5
5310-359-7823	NUT, WING		1	3	5
	GROUP 20 - SEWING MACHINE CLOTHING				
3530-359-4142	SPRING	A	1	2	4
3530-739-4654	SHUTTLE	A		1	1
3530-941-3642	SEWING MACHINE, CLOTHING	A		1	1
3530-999-5058	SCREW	A	1	1	2
3530-999-5059	CLAMP	A		1	1
5305-192-0423	SCREW	A	1	1	2
5305-192-Q473	SCREW	A	1	1	2
5305-192-0480	SCREW	A	1	2	4
5305-192-0482	SCREW	A		1	1
5305-192-0489	SCREW	A		1	1
5305-192-0492	SCREW	A	1	2	3
5305-192-0493	SCREW	A	1	1	2
5305-192-0499	SCREW	A		1	1
5305-391-8961	STUD	A	1	2	3
	<b>9</b>				

**SECTION II. PRESCRIBED LOAD ALLOWANCE**

(1) FEDERAL STOCK NUMBER	(2) DESCRIPTION	(3) 15-DAY ORGANIZATIONAL MAINTENANCE ALLOWANCE			
		(a)	(b)	(c)	(d)
		1-5	6-20	21-50	51-100
	USABLE ON CODE				
5305-467-6800	SCREW A		1	2	3
5310-199-1754	WASH			1	1
5340-467-6899	SPRING		1	2	3
5360-253-1491	SPRING		4	1	2
	GROUP 21 - SEWING MACHINE TEXTILE				
3530-254-3446	NEEDLE			1	2
3530-490-7697	CASE, BOBBIN, COMPLETE			1	1
3530-780-4973	WICK			1	1
536053-3280	SPRING			1	1
	BELT, ARM SHAFT 267161 (77948)				1
	GROUP 22 - SEWING MACHINE, OVEREDGE MODEL				
3510-134-8025	LOOPER, LEFT HAND		1	2	4
3530-134-8010	NEEDLE		1	1	2
3530-134-8011	NEEDLE		1	1	2
3530-134-8012	NEEDLE		1	1	2
3530-134-8013	KNIFE				1
3530-359-8625	SLEEVE, SHAFT BALL				1
3530-999-6164	NEEDLE		1	1	2
5305-192-0484	SCREW		1	2	4
5305-359-8016	PLATE				1
5305-367-6880	SCREW			2	4
5307-459-8830	SCREW				1
5360-253-3270	SPRING		1	2	4
	SCREW 141444 (77948)			1	1
	SCREW, STUD 50133-8o3 (77g)		1	2	4

(1) SMR CODE	(2) FEDERAL STOCK NUMBER	(3) DESCRIPTION  REF NUMBER & MFR CODE	(4) UNIT OF MEAS  USABLE ON CODE	(5) QTY INC IN UNIT	(6) 15-DAY ORGANIZATIONAL MAINTENANCE ALW				(7) ILLUS- TRATION	
					(A) 1-5	(B) 6-20	(C) 21-50	(D) 51-100	(A) FIG. NO.	(B) ITEM NO.
		<b>SECTION III - REPAIR PARTS FOR ORGANIZATIONAL MAINTENANCE</b>								
		<b>GROUP 01-CABINETS, BOXES AND TRAYS</b>								
X20		BOX ASSEMBLY:STORAGE D8700488 (17162)	EA	4					1	1
X20		LOOP ASSEMBLY:LIFTING C7700709 (17162)	EA	4					1	3
P O	5340-906-0639	LOCK: SLAM TYPE. FOLDING HANDLE A4701119 (171621)	EA	5	*	*		1	2	1
P O	5340-906-0638	CLAMP ASSEMBLY:HOLDOWN B57C1843 (17162)	EA	7	*	*	1	1	2	5
X20		TRAY ASSEMBLY:HEAVY-DUTY MACHINE DR700493 (1162)	EA	2					3	1
M O		FELT: SHUCK A8SORKER. TRAY, 1/4 IN. THK BY 2 IN SW MANUFACTURE FROM: FELT, SHEET, AS REQUIRFO FSN 8305-191-1102	EA	4					3	2
X20		STRAP:HOLDOWN, TRAY B57018d7 t171621	EA	2					3	3
X20		TRAY ASSEMBLY:OVEREDGE MACHINE C770101 117162)	EA	1					3	4
X20		STRAP ASSEMBLY:OVEREDGE MACHINE B5701860 (171621)	EA	1					3	5
M C		FELT. SHOCK ABSORBER, TRAY, 1/4 IN. THK 6-7/8 IN W X 10-3/8 IN. LG MANUFACTURE FROM: FELT, SHEET, AS REQUIRED FSN 8305-191-1102	EA	1					3	6
M O		FELT:SHOCK ABSORBER, TRAY STRAP, 1/4 IN. THK X 1 IN. W X 4 IN. LG MANUFACTURE FROM: FELT, SHEET, AS REQUIRED FSN 8305-191-1102	EA	1					3	7
P O	5340-S06-C62Z	PULL:SEWING MACHINE TRAY, 6 IN A401LLL8 (17162)	EA	1	*	*	*			
P O	5305-249-2688	SCREW, WOOD:PULL, NO. 9 X 3/4 IN MS35494-69 (96906)	EA	4	*	*	1	1		
X20		TRAY ASSEMBLY:CLOTHING ANO TEXTILE MACHINES C770065717162	EA	2						
M O		FELT: SHOCK ABSORBER, TRAY STRAP, 1/4 IN. THK, 1 IN. SQ MANUFACTURE FROM: FELT. SHEET, AS REQUIREO FSN 3305-191-1102	EA	4						
X20		STRAP ASSEMBLY:TRAY F5701851 (17162)	EA	2						
P O	5340-906-0623	BUMPER:RUBBER, TRAY, 7/B IN. X 17/32 IN A4701223 (171621)	EA	8	*	**				
P C	5340-906-0622	PULLTRAY, 6 IN A470111H (LI1621)	EA	2	REF	REF	REF	FE(		
P O	5305-249-26S9	SCREW, WOOD:BUMPER, NO. 10 X 3/4 IN. IN M5354()4-83 (969061)	EA	8	*	1	2	3		

(1) SMR CODE	(2) FEDERAL STOCK NUMBER	(3) DESCRIPTION  USABLE ON CODE	(4) UNIT OF MEAS	(5) QTY INC IN UNIT	(6) 15-DAY ORGANIZATIONAL MAINTENANCE ALW				(7) ILLUS- TRATION	
					(A)	(B)	(C)	(D)	(A)	(B)
					1-5	6-20	21-50	51-100	FIG. NO.	ITEM NO.
P 0	5305-249-2688	SCREW, WOOD:PULL, NO. 9 X 3/4 IN MS35494-69 (96906)	EA	8	REF	REF	REF	REF		
P 0	5305-249-2686	SCREW. WOOD:STRAP, NO. 7 X 3/4 IN M5S35494-46 (96906)	EA	12	*	1	3	5		
X20		TRAY ASSEMBLY:DARNING MACHINE C7700727 (171621)	EA	1						
X20		STRAP ASSEMBLY:TRAY B5701858 (17162)	EA	1						
M 0		FELT: SHOCK ABSORBER, TRAY, 1/4 IN. THK MANUFACTURE FROM:  FELT, SHEET, AS REQUIRED FSN 8305-191-1102	EA	1						
P 0	5340-906-0622	PULL:TRAY, 6 IN A47CIII B 1171621	EA	1	REF	REF	REF	REF		
M 0		FELTSHOCK ARSORBER, TRAY, 1/4 IN. THK, 7-1/4 IN. W. 8-1/8 IN. LG MANUFACTURE FROM:  FELT. SHEET, AS REQUIRED FS: Rfn5-227-1246	EA	1						
M 0		FELT:SHOCK ABSORBER, TRAY STRAP,1/4 IN. THK MANUFACTURE FROM:  FELT. SHEET, AS REQUIRED FSN 8305-191-1102	EA	2						
P 0	5305-249-2688	SCREW. WOOD:PULL. NU. 9 X 3/4 IN M535494-69 (96906)	EA	4	REF	REF	REF	REF		
P 0	5305-254-0C82	SCREW, WOOD:STRAP, NO. 10 X 7/8 IN M535494-84 (969061)	EA	8	*	1	2	3		
P 0	5310-655-6457	NUT. PLAIN. HEXAGON:CLAMP SCREW, 3/8 IN.-16 M535690-610 (96906)	EA	24		1	3	5		
P G	5340-906-0627	CLIP. SPRING: LOOP RETAINER B5701486 1171621	EA	4	*	*	1	1		
P 0	5305-043-6693	SCREW, MACHINE:CLIP, NO. 8-32 X 3/8 IN MS35Z25-43 (9te-	EA	8	*	1	1	3		
P 0	5310-045-3299	WASHER LOCK:CLIP SCREW, NO. 8 M535338-42 (96906)	EA	8	*	1	1	3		
P 0	5305-E81-2990	SCREW, MACHINE:CLAMP, 3/8 IN.-16 X 1-1/2 IN MS35Z49-120 (96906)	EA	24	*	1	3	5		
P 0	5305-637-9472	SCREW. CAP, HEXAGON HEAD:CLAMP, 5/18 IN.-11 X 3-3/4 IN. 596310 (00000)	EA	6	*	1	1	2		
P 0	5310-180-02717	WASHER, LOCK:CLAMP SCREW, 3/8 IN M5S35333-76 (96906)	EA	24	*	1	3	5		
P 0	5310-637-9556	WASHER. LOCK:CLAMP SCREW, 5/8 IN M535339-50 (96906)	EA	4	*	1	1	2		
M 0		FELT:SHOCK ABSORBER, DARNING MACHINE TRAY SLIDES 1/4 IN. THK, 1-1/8 IN. W MANUFACTURE  FELT. SHEET. AS REQUIRED FSN 8305-191-1102	EA	2						
P 0	5340-061-0090	HINGE:CCNTINUOUS, ALUMINUM,. SIDE DOORS, 1-1/2 IN. X .050 M5S35823-2A (96906)	EA	V						
X20		HOLDDOWN ASSEMBLY:GENERATOR 6-1-1105ITEM7-12T07-15 (81337)	EA	1						

(1) SMR CODE	(2) FEDERAL STOCK NUMBER	(3) DESCRIPTION  USABLE ON CODE	(4) UNIT OF MEAS	(5) QTY INC IN UNIT	(6) 15-DAY ORGANIZATIONAL MAINTENANCE ALW				(7) ILLUS- TRATION	
					(a) 1-5	(b) 6-20	(c) 21-50	(d) 51-100	(a) FIG. NO.	(b) ITEM NO.
P O	5310-012-0622	NUT, PLAIN, HEXAGON: LUCK SCREW, NO 8-32 MS35649-82 (96906)	EA	60	1	3	6	13		
P O	53C5-C43-6533	SCREW, MACHINE: LCCK, NO 8-32 X 7-16 IN M535221-44 (96906)	EA	60	1	3	6	13		
P O	5310-209-5309	WASHER, L-CK: LOCK SCREW, NO 8 MS35338-23 (96906)	EA	60	1	3	6	13		
P O	5310-619-3557	NUT PLAIN, HEXAGON: LOOP SCREW, 1/2 IN.-13 MS3569C-801 ( 96906)	EA	12	*	1	1	3		
P O	5310-577-5379	NUT, PLAIN, HEXAGON: LOOP SCREW, 5/8 IN.-11 M5S35690-1001 (9590h)	EA	4	*	1	1	2		
P O	5305-639-0108	SCREW CAP, HEXAGON HEAD: LOOP, 1/2 IN.-13 X 2 IN. MS35303-115 (96906)	EA	12	*	1	1	2		
P O	5305-051-0827	SCREW, CAP, HEXAGON: LOOP, 5/8 IN.-11X 2 IN M590725-164 (96906)	EA	4	*	1	1	2		
P O	5310-010-3323	ASHER, LUCK: LOOP SCREW, 1/2 IN MS35338-10 (96906)	EA	12	*	1	1	2		
P O	5310-C10-3325	WASHER, LOCK: LOOP SCREW, 5/8 IN M535338-12 (96906)	EA	4	*	1	1	2		
P O	5340-S06-0628	RETAINER: LOOP SPRING CLIP 57C184B (117162)	EA	4	*	*	*	*		
X20		SKID AOAPTERASSEMBLY: W/SCREW, NUT AND WASHER, GENERATOR 6-1-1143 1r13371	EA	1						
M O		STRAP ASSMLBY: CHAIR HOLODOWN MANUFACTURE FROM: WEBBING, AS REQUIRED FSN 8305-263-2477 BUCKLE, AS REQUIRED FSN 5340-297-6645 CLIP, AS REQFOURED FSN 5340-297-6833 LCCP, AS REQUIRED FSN 5340-906-0621	EA	2						
M O		STRAP ASSEMBLY: STAND HOLDDOWN MANUFACTURE FROM: WEBBING, AS REQUIRED FSN 8305-263-2477 BUCKLE AS REQUIRED FSN 5340-291-6645 CLIP, AS REQUUIRE FSN 5340-297-t833 LOOP, AS REUIRED FSN 5340-906-0621	EA	2						
X20		BOX ASSEMBLY: STOWAGE D8700488 (17162)	EA	4					4	1
X20		LOOP ASSEMBLY: LIFTING C7700709 (17162)	EA	4					4	5
P O	5340-906-0638	CLAMP ASSEMBLY: HOLDCOWN 85701843 (17162)	EA	6	REF	REF	REF	REF	4	7
P O	5310-655-6457	NUT, PLAIN, HEXAGON: CLAMP SCREW, 3/8 IN.-16 M535b90-610 (96906)	EA	24	REF	REF	REF	REF		
P O	5340-S06-0627	CLIP, SPRING: LOOP RETAINER B5701486 (17162)	EA	4	REF	REF	REF	REF		



(1) SMR CODE	(2) FEDERAL STOCK NUMBER	(3) DESCRIPTION	(4) UNIT OF MEAS	(5) QTY INC IN UNIT	(6) 15-DAY ORGANIZATIONAL MAINTENANCE ALW				(7) ILLUS- TRATION		
					(a) 1-5	(b) 6-20	(c) 21-50	(d) 51-100	(a) FIG. NO	(b) ITEM NO	
		REF NUMBER & MFR CODE	USABLE ON CODE								
P O	53C5-043-6693	SCREW, MACHINE: CLIP, NO 8-32 X 3/8 IN MS55225-43 196906)	A	EA	3	REF	REF	REF	REF		
P O	5310-045-3299	WASHER, LOCK: CLIP SCREW, NO 8 MS3533H-42 196906)	A	EA	8	REF	REF	REF	REF		
P O	5305-918-2990	SCREW, MACHINE: CLAMP, 3/8 IN.-16 X 1-1/2 IN MS35249-120 196906)	A	EA	24	REF	REF	REF	REF		
P O	5305-637-9472	SCREW CAP, HEXAGON HEAD: CLAMP, 5/d IN.-11 X 3-3/4 IN. 596310 (COOOO)	A	EA	6	REF	REF	REF	REF		
P O	5310-160-O277	WASHER, LOCK: CLAMP SCREW, 3/8 IN MS35333-76 (96906)	A	EA	24	REF	REF	REF	REF		
P O	5310-637-9556	WASHER, LOCK: CLAMP SCREW, 5/8 IN M535339-50 (96906)	A	EA	6	REF	REF	REF	REF		
M O		FELT: SHOCK ABSORBER, DARNING MACHINE TRAY SLIDES, 1/4 IN THK, 1-1/28 IN W MANUFACTURE FROM: HOLDCCWN ASSEMBLY: GENERATOR		EA	2						
X20		6-1-11041TEM7-1ZTO7-15 (813371	A	EA	2						
P O	5340-906-C639	LOCK: SLAM TYPE, FOLDING HANDLE A4701119 (171621		EA	5	REF	REF	REF	REF		
P O	5310-012-0622	NUT, PLAIN, HEXAGON: LOCK SCRFW, NO 8-32 MS35649-82 1969061	A	EA	60	REF	REF	REF	REF		
P O	53C5-C43-6533	SCREW, MACHINE: LOCK NO 8-32 X 7/16 IN MS35221-44 1969061		EA	60	REF	REF	REF	REF		
P O	5310-209-5309	WASHER, LOCK: LOCK SCREW, NO 8 M535338-23 1969061	A	EA	60	REF	REF	REF	REF		
P O	5310-619-3557	NUT, PLAIN HEXAGON: LOOP SCREW, 1/2 IN.-13 M535690-801 (96906)		EA	12	REF	REF	REF	REF		
P O	5310-577-5379	NUT, PLAIN, HEXAGON: LOOP SCREW, 5/8 IN.-It MS35690-1001 1969061	A	EA	4	REF	REF	REF	REF		
P C	5305-639-0108	SCREW, CAP, HEXAGON HEAD: LOOP, 1/2 IN.-13 X 2 IN. Y535303-115 (96906)	A	EA	12	REF	REF	REF	REF		
P O	5305-C51-C827	SCREW CAP, HEXAGON HEAD: LOOP, 5/8 IN.-II X 2 IN. MS90725-164 (969061	A	EA	4	REF	REF	REF	REF		
P O	5310-010-3323	WASHER, LOCK: LOOP SCREW, 1/2 IN M5S35338-10 t969061	A	EA	12	REF	REF	REF	REF		
P O	5310-010-3325	WASHER, LOCK: LOOP SCREW 5/8 IN M535338-12 (969061	A	EA	4	REF	REF	REF	REF		
P O	5340-806-0628	RETAINER: LOOP SPRING CLIP B5701848 (17162)		EA	4	*	*	*	I		
X20		SKID ADAPTER ASSEMBLY: W/SCREW, NUT AND WASHER, GENERATOR 6-1-1143 (81337)	A	EA	1						
M O		STRAP ASSEMBLY:CHAIR HOLODCOOWN MANUFACTURE FROM: WEBBING, AS REJUURED FSN 8305-263-2477 BUCKLE, AS REQUIRED FSN 5340-297-6645 CLIP, AS REQUIRED FSN 5340-297-6833 LCOP, AS REQUIRFD4A FSN 5340-906-0621	A A A 4 A	EA	2	S	4				

(1) SMR CODE	(2) FEDERAL STOCK NUMBER	(3) DESCRIPTION  USABLE ON CODE	(4) UNIT OF MEAS	(5) QTY INC IN UNIT	(6) 15-DAY ORGANIZATIONAL MAINTENANCE ALW				(7) ILLUS- TRATION	
					(a)	(b)	(c)	(d)	(a) FIG. NO	(b) ITEM NO
					1-5	6-20	21-50	51-100		
X20		TRAY ASSEMBLY: BUTTON MACHINE C7700717 (171Z62)	EA	1					6	1
M O		FELT: SHOCK ABSORBER TRAY STRAP, 1/4 IN THK, 1 IN 50 MANUFACTURE FROM: FELT, SHEFT, AS REQUIRED FSN 8305-191-1102	EA	2					6	2
X20		STRAP ASSEMBLY: TRAY B5701856 (171621)	A	EA	1				6	3
X20		PULL: TRAY 6-1-11041 TFM2-5 (81337)	A	EA	1				6	4
M O		FELT: SHJCK ABSORBER, TRAY, 114 IN THK, 1-112 IN.SO MANUFACTURE FROM: FELT SHEET, AS REQUIRED FSN 8305-191-1102	A	EA	3				6	5
P C	53C5-012-9630	SCREW, WCOD: PULL, NO. 10 X 1-1/4 IN M535494-86 (96906)	A	EA	3	*	*	*	1	
P O	53C5-249-2686	SCRFW, WOOD: STRAP, NO. 7 X 3/4 IN MS35494-46 (96906)	A	EA	6	REF	REF	REF	REF	
X20		TRAY ASSEMBLY: CLOTHING MACHINE C7700657 (17162)	A	EA	6				6	6
M O		FELT: SHOCK ABSORBER, TRAY STRAP, 1/4 IN.THK, 1 IN. SO MANUFACTURE FROM: FELT, SHEET, AS REQUIRED FSN 8305-191-1102	A	EA	2				6	7
X20		STRAP ASSEMBLY: TRAY 85701851 (171621)	A	EA	6				6	8
P O	5340-906-0623	BUMPER: RUBBER, TRAY, 7/8 IN. X 17/32 IN A4701223 (171621)	A	EA	24	REF	REF	REF	REF	6
P O	5340-S06-C622	PULL: TRAY, 6 IN A4701118 (111162)	A	EA	6	REF	REF	REF	REF	6
P O	5305-249-2689	SCREW WCOD: BUMPER NO.10 X 3/4 IN MS35494-583 (96906)	A	EA	24	REF	REF	REF	REF	
P O	5305-249-2688	SCREW, WOOD: PULL, NO. 9 X 3/4 IN MS35494-69 (969061)	A	EA	24	REF	REF	REF	REF	
P O	5305-249-2686	SCREW, WOOD: STRAP, NO. I X 3/4 IN MS35494-46 (96906)	A	EA	36	REF	REF	REF	REF	
X20		TRAY ASSEMBLY: DARNING MACHINE C7700727 (17162)	A	EA	1				6	11
M O		FELT: SHOCK ABSORBER, TRAY, 1/4 IN. THK, 1-5/3 IN.W, 2-3/8 IN LG MANUFACTURE FROM: FELT, SHEET, AS REQUIRED FSN 8305-191-1102	A	EA	1				6	12
X2C		STRAP ASSEMBLY: TRAY B5701858 (171621)	A	EA	1				6	13
P O	5340-906-C622	PULL: TRAY, 6 IN A4701118 (17162)	A	EA	1	REF	REF	REF	REF	6
M O		FELT: SHOCK ABSORBER, TRAY, 1/2 IN.THK, 7-1/4 IN.W, 8-1/8 IN.LG MANUFACTURE FROM: FELT SHEFT, AS REQUIRED FSN d305-2ZZ7-1246	A	EA	1				6	15

(1) SMR CODE	(2) FEDERAL STOCK NUMBER	(3) DESCRIPTION  USABLE ON CODE	(4) UNIT OF MEAS	(5) QTY INC IN UNIT	(6) 15-DAY ORGANIZATIONAL MAINTENANCE ALW				(7) ILLUS- TRATION		
					(a) 1-5	(b) 6-20	(c) 21-50	(d) 51-100	(a) FIG. NO	(b) ITEM NO	
M C		FELT: SHOCK ABSORBER, TRAY STRAP, 1/4 IN.THK, LINE SQ MANUFACTURE FROM: FFLT, SHEET, AS REQUIRED FSN 6305-191-1102	A	EA	2					6	16
P O	53C5-249-2688	SCREW, WOOD: PULL, NO. 9 X 3/4 IN. M535494-69 (96906)	A	EA	4	REF	REF	REF	REF		
P O	5305-254-0082	SCREW, WCOD: STRAP, NO. 10 X 7/d IN. MS35494-84 196906)	A	EA	8	REF	REF	REF	REF		
M O		STRAP ASSEMBLY: STAND HOLDDOWN MANUFACTURE FROM:  WEB8ING, AS REQUIRED FSN 8305-263-2417 BUCKLE, AS REQUIRED FSN 5340-297-6645 CLIP, AS REQUIRED FSN 5340-297-6833 LCCP AS REQUIRED FSN 5340-9006-0621	A	EA	2						
P O	5340-297-6645	BUCKLE: TONGUELESS, I BAR, I IN. WEBBING 585843 100000)	A	EA	4	*	*	*	1		
P O	5340-297-6833	CLIP, ENC, BALL TYPE: I IN. WEBBING, MIL SPEC C-496A	A	EA	4	I	*	*	1		
P O	8305-191-1102	FELT, SHEET: SHOCK ABSORBER, 1/4 IN.THK, FED SPEC C-F-206, CLASS 12R3, TYPEI	A	EA	V	*	1	1	3		
P O	8305-227-1246	FELT SHEET: SHOCK ABSORBER, 1/2 IN. THK, FEC SPEC C-F-200, CLASS 12R3 TYPEI	A	EA	V	*	1	1	3		
P O	5340--49-5684	LOOP: FOOTMAN, I IN. WEBBING, TYPEB 6411B (19220)	A	EA	B	*	1	1	3		
P O	5310-012-0361	NUT, PLAIN, HEXAGON: LOOP SCREW NO. 10-24 MS35649-102 196906)	A	EA	16	*	1	7	3		
P O	5305-721-3097	SCREW, MACHINE: LOOP, NO. 10-24 X 1/2 IN M535239-70 (96906)	A	EA	16	*	1	2	3		
P O	5310-045-3296	WASHER, LOCK: LOOP SCREW, NO. 10 M535338-43 1969061	A	EA	16	*	1	2	3		
P O	5340-682-1505	PADLOCK: 1-1/2 IN. BRASS, STYPE A, CLASS 2 M521313-52 (96906)	A	EA	4	*	*	*	*		
P O	8305-263-2477	WEBBING, TEXTILE: COTTON, CLIVE DRAB, 1 1N. W MIL-W-530-TYPE 3 GROUP 02-BUTTON MACHINE MOTOR	A	YD	V	*	*	*	*		
P C	5310-359-5C89	NUT: PULLEY 1633 (77948)	A	EA	I	*	*	*	*	7	1
P O	5310-C12-0383	WASHER, LOCK: PULLEY, 7/16 IN 120383 (24617)	A	EA	I	*	*	*	*	7	2
P O	61C5-359-5108	PULLEY: DRIVE BUTTON MACHINE, 1-1/2 IN. DIA 69318 (7794B)	A	EA	I	*	*	*	*	7	3
P O	6105-097-3147	MOTOR, ALTERNATING, CURRENT: W/I-1/2 IN. DIA PULLEY, 1/3 HP, I PHASE, 60 CYCLE, 105-115V, 1725 RPM S38161AN06b318 (77948)	A	EA	I	*	*	*	1		

(1) SMR CODE	(2) FEDERAL STOCK NUMBER	(3) DESCRIPTION  USABLE ON CODE	(4) UNIT OF MEAS	(5) QTY INC IN UNIT	(6) 15-DAY ORGANIZATIONAL MAINTENANCE ALW				(7) ILLUS- TRATION		
					(a)	(b)	(c)	(d)	(a)	(b)	
					1-5	6-20	21-50	51-100	FIG. NO.	ITEM NO.	
P O	5306-359-4950	BOILT, MACHINE: W/NUT AND LOCKWASHER, MOTOR 69353 (77940)	A	EA	4	*	*	*	1		
P O	6105-C97-3145	GROUP 03-DARNING MACHINE MOTOR MOTOR, ALTERNATING CURRENT: W/2-3/4 IN. DIA PULLEY, 1/4 HP, I PHASE, 60 CYCLE, 105-115V, 1725 RPM S94161RAND69376 (77948)		EA	4	*	*	A	8		
P O	6105-097-3145	M3TOR, ALTERNATING CURRENT: W/2-3/4 IN. DIA PULLEY, 1/4 HP, I PHASE, 60 CYCLE, 105-115V, 1725 RPM 594161RAND69376 (71948)		EA	7	REF	REF	REF	REF	8	1
P O	6105-359-5106	PULLEY: W/OILING SCREW, DRIVE, CLOTHING AND TEXTILE MACHINE MUTORS, 2-3/4 IN. DIA 69376 (77948)	A	EA	2	*	*	*	*	8	7
P O	6105-359-5101	PAD: THERMOIU, MOTCR BRAKE LEVER 69360 (77948)		EA	4	*	*	*	1	8	8
P O	3530-359-5212	SCREW: W/NUT ANO PLUG LEVER ADJUSTING 744141 (77948)		EA	4	*	*	*	1	8	9
P O	5305-359-5211	SCREW SHOULDER: LEVER 14016B (77948)		EA	4	*	*	*	1	8	10
P O	6105-215-5636	LEVER: ELECTRIC MOTOR DRIVE PULLEY BRAKE 69418 (77948)		EA	4	*	*	*	*	8	11
P O	5340-359-5214	SPRINW: MOTOR DRIVE PULLEY BRAKE LEVER 804850 (77948)		EA	4	*	**	*	*	8	12
P O	5315-816-1794	PIN, CCTTER: PAD		EA	4	*	*	*	1	8	13
P O	5306-359-4947	BOLT MACHINE: W/NUT AND LOCKWASHER, MOTOR 816736 (77948)		EA	12	*	*	*	1	8	14
P O	5310-359-5086	NUT: LEVER SCREW 1583 (05535)		EA	4	*	*	*	1		
P O	6105-359-5107	PULLEY: 4/OILING SCREW, DRIVE DARNING MACHINE MOTOR, 4 IN. DIA 69386 (77948)		EA	1	+	*	*	*		
P O	6105-359-5109	PULLEY: W/ OILING SCREW, DRIVE, OVEREOGE MACHINE MOTOR, 3 IN. DIA 69378 (77948)		EA	1	*	*	*	*		
P O	5307-359-5216	STUD: SPRING, LOWER 69419 (77948)		EA	4	*	*	*	*		
P O	5307-359-5217	STUD: SRIIG, UPPER 69420 (77948)		EA	4	*	*	*	*		
P O	6105-868-7958	GROUP 04-HEAVY DUTY ELECTRIC MOTOR MOTOR ALTERNATING CURRENT: 1/3 HP, 105/115V, 1725 RPM, I PHASE S523161 (77948)		EA	2	*	*	*	1	9	1
P O	3530-999-0966	BOLT: W/NUT AND LOCKWASHER, MOTOR 151141 (77948)		EA	6	*	*	*	*	9	2
P O	3530-999-1079	PULLEY: W/SCREW, DRIVE, 2-7/8 IN 994620 (77948)		EA	2	*	*	*	*	9	3
P O	3530-999-1028	NUT, SELF-LOCKING: PULLEY 51728 (77948)		EA	2	*	*	*	*	9	4

(1) SMR CODE	(2) FEDERAL STOCK NUMBER	(3) DESCRIPTION  USABLE ON CODE	(4) UNIT OF MEAS	(5) QTY INC IN UNIT	(6) 15-DAY ORGANIZATIONAL MAINTENANCE ALW				(7) ILLUS- TRATION	
					(a)	(b)	(c)	(d)	(a)	(b)
					1-5	6-20	21-50	51-100	FIG. NO	ITEM NO
P O	3530-999-ICB1	BRACKET: DRIVE BELT GUARD 994692 (77948)	EA	2	*	*		*	9	5
P O	3530-S99-0958	SCREW: BRACKET 140503 177948)	EA	8	*	*	*	*	9	6
P O	3530-999-1058	WASHER, FLAT: BRACKET SCREW 701288 (77948)	EA	8	*	*	*	*	9	7
P O	3530-999-1059	WASHER LOCK: BRACKET SCREW 701679 (77948)	EA	8	*	*	*	*	9	8
P O	3530-9S9-1082	LEVER: ACTUATING, MOTOR CLUTCH 994873 (77948)	EA	2	*	*	*	*	9	9
P O	3530-999-1086	PIN: SLEEVE LEVER 99490 (177948)	EA	2	*	*	*	*	9	10
P O	3530-999-1078	RETAINER: LEVER PIN 994408 (77948)	EA	4	*	*	*	*	9	11
		GROUP 05-CLOTHING SEWING MACHINE								
P O	3530-359-7326	SEWING MACHINE, INDUSTRIAL W/O STAND, CLOTHING 31-15 (77948)	EA	1	*	*	*	*	10	1
P O	3530-359-8852	TABLE: WOOD MACHINE STAND CLOTHING SEWING MACHINE 6-1-1198PC24-29 (81337)	EA	1	*	*	*	*	10	2
P O	3530-35S-7299	CAP: SIDE 12480 1 77948)	EA	1	*	*	*	*	11	5
P O	5305-359-8296	SCREW: SIDE, CAP 219 (77948)	EA	1	*	*	*	1	11	6
P O	3530-359-7552	GUIDE: THREAD, SPOOL PIN 52239 (77948)	EA	2	*	*	*	*	11	T
X20		COVER: SIDE 12193 (779481)	EA	1					11	10
P O	5305-359-8869	THUMBSCREW: SIDE, COVER 51224 177948)	EA	1	*	*	*	*	11	11
X20		PULLEY: W/BALANCE WHEEL, DRIVE 139631 (77948)	EA	1					11	13
P O	5305-359-8291	SCREW: ARM SHAFT 144 (17948)	EA	1	*	*	*	1	11	14
P O	5305-359-8506	SETSCREW: PULLEY 448 177948)	EA	2	*	1	1	2	11	15
P O	5310-359-8871	THUMBNUT: TENSION STUD L560 (77948)	EA	1	*	*	1	1	11	19
P O	3530-359-8659	SPRING, HELICAL, COMPPESSION: THREAD TENSION 43945 (36378)	EA	1	*	*	*	1	11	20
P O	3530-359-7445	DISK: THREAD TENSION RELEASE 32572 (77948)	EA	1	*	*	*	1	11	21
P O	3530-449-4008	DISK: THREAD TENSION 2102 (77948)	EA	2	*	*	*	*	11	22
P O	3530-359-7932	PIN: THREAD TENSION RELEASE 32574 (779481)	EA	1	*	*	*	*	11	23
P O	5307-391-8961	STUD: THREAD TENSION 44141 (77948)	EA	1	*	*	*	1	11	24
P O	3530-359-8660	SPRING HELICAL, TORSION: THREAD TAKE-UP 43946 (77948)	EA	1	*	*	*	1	11	25
P O	353C-359-8C73 7336 (77948)	REGULATOR: THREAD TAKE-UP SPRING	EA	1	*	*	*	*	11	26

(1) SMR CODE	(2) FEDERAL STOCK NUMBER	(3) DESCRIPTION  USABLE ON CODE	(4) UNIT OF MEAS	(5) QTY INC IN UNIT	(6) 15-DAY ORGANIZATIONAL MAINTENANCE ALW				(7) ILLUS- TRATION	
					(a)	(b)	(c)	(d)	(a)	(b)
					1-5	6-20	21-50	51-100	FIG. NO	ITEM NO
P O	5305-359-8506	SETSCREW: SPRING REGULATOR 448 (77948)	EA	2	REF	REF	REF	REF	11	27
P O	5305-467-6886	SETSCREW: THREAD RETAINER 624 (71948)	EA	1	*	*	*	*	11	35
P O	3530-359-8C79	RETAINER: THREAD 52454 (77948)	EA	1	*	*	*	*	11	36
P O	5305-359-8867	THUMBSCREW: REGULATOR 818 (77948)	EA	1	*	*	*	*	12	6
P O	3530-449-4015	DOG: FEEC, 12 TEETH 149252 (77948)	EA	1	*	*	*	1	12	12
P O	3530-359-7457	DOG: FEED, 20 TEETH 149603 (77948)	EA	6	*	*	*	1	12	12
P O	3530-678-5852	SCREW: FEED DOG 208AL (77948)	EA	2	*	*	1	1	12	13
P O	3530-359-8012	PLATE: THROAT, LARGE NEEDLE HOLE 44256 (77948)	EA	1	*	*	1	1	12	14
P O	3530-467-6910	PLATE: THRIAT, LARGE NEEDLE HOLE 26605 (77948)	EA	6	*	*	1	1	12	14
P O	3530-449-4172	SLIDE: SHUTTLE RACE 12432 (77948)	EA	1	*	*	*	*	12	15
P O	5305-467-6889	SCREW: SLIDE SPRING 725 (77948)	EA	2	*	*	*	1	12	16
P O	3530-449-4142	SPRING: RACE SLIDE 4307 (77948)	EA	1	*	*	*	1	12	17
P O	5305-359-8303	SCREW: THROAT PLATE 691 (77948)	EA	1	*	2	3	6	12	18
P O	3530-449-3987	BODY: SHUTTLE 12393 (80234)	EA	1	*	*	*	*	14	1
P O	3530-449-3S96	CASE: BOBBIN, SHUTTLE 62740 (71948)	EA	1	*	*	1	1	14	2
P O	3530-359-8661	SPRING, TENSICN: CASE 1527 (77948)	EA	1	*	*	*	*	14	3
P O	5305-359-8300	SCREW: TENSION REGULATING 591F (77948)	EA	1	*	2	3	6	14	4
P O	5305-359-8292	SCREW: SHUTTLE RACE 145 (77948)	EA	2	*	1	3	5	14	5
P O	3530-449-3s81	BOBBIN: SHUTTLE 2996 (77948)	EA	1	*	*	1	1	14	6
P O	3530-449-41C7	RACE: SHUTTLE 24415 (77948)	EA	1	*	*	*	*	14	7
P O	5305-359-8866	THUMBSCREW: PRESSER BAR PRESSURE REGULATOR 688 (77948)	EA	1	*	*	*	*	15	1
P O	5310-467-6693	WASHER: PRESSER BAR SPRING 11170 (77948)	EA	1	*	*	*	*	15	2
P O	5340-467-6902	SPRING: PRESSER BAR 11167 (77948)	EA	1	*	*	*	*	15	3
P O	3530-359-8C74	REGULATOR: THREAD SLACK 20060 (77948)	EA	1	*	*	*	*	15	4
P O	3530-467-6891	BUSHING: SCREW, NEEDLE BAR 936 (77948)	EA	2	*	*	*	1	15	6
P O	3530-359-7139	BAR: HCLLOW NEEDLE 12381 (77948)	EA	1	*	*	*	*	15	22
P O	3530-359-7324 4303 (77948)	CLAMP: NEEDLE	EA	*	*	*	*	1	15	23

(1) SMR CODE	(2) FEDERAL STOCK NUMBER	(3) DESCRIPTION  USABLE ON CODE	(4) UNIT OF MEAS	(5) QTY INC IN UNIT	(6) 15-DAY ORGANIZATIONAL MAINTENANCE ALW				(7) ILLUS- TRATION	
					(a)	(b)	(c)	(d)	(a) FIG. NO	(b) ITEM NO
					1-5	6-20	21-50	51-100		
P O	3530-359-7549	GUARD: THREAD, NEEDLE BAR 4302 (77948)	EA	1	*	,	*	1	15	24
P O	3530-254-3445	NEEDLE, SEWING MACHINE: CLOTHING SIZE NO. 17, CLASS VARIETY NO. 16 X 87 16 X 87-17 (77948)	EA	1	2	10	20	42	15	25
P O	3530-257-3544	NEEDLE, SEWING MACHINE: CLCIHING, SIZE NO. 19, CLASS VARIETY NO. 16 X 87 16 X 87-19 (77948)	EA	6	2	10	20	42	15	25
P O	5305-359-8306	SCREW: CLAMP 808 1779483	EA	1	*	*	1	2	15	26
P O	5305-467-6884	SCREW: THREAD GUARD 233J (77948)	EA	1	*	*	*	1	15	27
P O	3530-449-4020	PRESSER FOOT: HINGED 19336 (77948)	EA	6	*	*	1	1	15	28
P O	3530-359-8038	PRESSER FOOT: HINGED 62927 177948)	EA	1	*	*	*	*	15	28
P O	5305-359-8293	SCREW: PRESSER FOOT 190 (77948)	EA	1	*	*	*	1	15	29
P O	3530-359-8C25	PRESSER BAR: HOLLOW 12391 (77948)	EA	1	*	*	*	*	15	30
P O	5305-467-6888	SCREW: LIFTER 689 (77948)	EA	1	*	*	*	*	15	34
P O	5310-467-6897	NUT: LIFTER SCREW 1520 (36378)	EA	1	*	*	*	1	15	35
P O	3530-467-6927	LIFTER: PRESSER BAR 52016 (77948)	EA	1	*	*	*	*	15	36
P O	5305-359-8869	THUMBSCREW: FACE PLATE 51224 (77948)	EA	1	REF	REF	REF	REF	15	37
P O	3530-359-7550	GUARD: W/RIVET, THREAD, LOWER 12150 (77948)	EA	1	*	*	*	*	15	38
P O	3530-359-7551	GUARD: W/RIVET, THREAD, UPPER 139615 (77948)	EA	1	*	*	*	*	15	39
P O	530s-359-8293	SCREW: FACE PLATE 190 (77948)	EA	1	REF	REF	REF	REF	15	40
P O	3530-359-7987	PLATE: FACE 20058 (77948)	EA	1	*	*	*	*	15	41
P O	5305-467-6882	SCREW: REGULATOR ADJUSTING 225 (77948)	EA	1	*	*	*	*	15	42
P O	3530-449-4021	PRESSER FOOT 12143 (77948)	EA	6	*	*	*	1	1	
P O	3530-359-7437	GROUP 06-DARNING SEWING MACHINE SEWING MACHINE, INDUSTRIAL: W/O STAND, DARNING 47W70 177948)	EA	1	*	*	*	*	16	1
P O	3530-359-8853	TABLE: WOOD DARNING MACHINE STAND 6-1-1198PC26-28 (81337)	EA	1	*	*	*	*	16	2
P O	5305-359-8347	SCREW: CAP 200278 (77948)	EA	1	*	*	*	*	17	1
P O	2530-359-7150	BASE:WIHINGE SCREW AND WIRE, SPOOL HOLDER 203090 (77948)	EA	1	*	*	*	*	17	2
P O	3530-359-7301	CAP: W/SPOOL HOLDER, BASE AND SCREWS 203092 (77948)	EA	1	*	*	*	*	17	3

(1) SMR CODE	(2) FEDERAL STOCK NUMBER	(3) DESCRIPTION  USABLE ON CODE	(4) UNIT OF MEAS	(5) QTY INC IN UNIT	(6) 15-DAY ORGANIZATIONAL MAINTENANCE ALW				(7) ILLUS- TRATION	
					(a)	(b)	(c)	(d)	(a) FIG. NO	(b) ITEM NO
					1-5	6-20	21-50	51-100		
P O	5305-359-6353	SCREW: HOLDER BASE 200565 (77948)	EA	2	*	*	*	1	17	32
P O	5310-35-8947	WASHER: CAP SCREW 202248 (77948)	EA	1	*	*	*	*	17	33
P O	3530-359-8526	RETAINER: THREAD 240034 (77948)	EA	1	*	*	*	*	18	1
P O	5305-359-8526	SETSCREW: THREAD RETAINER 200365 (17748)	EA	1	*	*	*	*	18	2
P O	5310-359-8952	WASHER: THREAD TENSICN STUD 204925 (77948)	EA	1	*	*	*	*	18	3
P O	5305-379-2923	SETSCREW: THREAD TENSION STUD 200061 (779481)	EA	1	*	*	*	*	18	4
P O	5307-359-8813	STUD: THREAD TENSION 200625 (77948)	EA	1	*	*	*	*	18	5
P O	5340-359-8706	SPRING: THREAD CONTROL 202410 (77948)	EA	1	*	*	*	1	18	6
P O	5305-359-8340	SCREW: SPRING STOP 200132 (77948)	EA	1	*	*	*	*	18	7
P O	3530-359-8788	STOP: THRFAD CONTROL SPRING 241443 (77948)	EA	1	*	*	*	*	18	8
P O	3530-359-7446	DISK: THREAC, TENSICN, REAR 244048 (77948)	EA	1	*	*	*	*	18	9
P O	3530-467-7022	DISK: THREAD, TENSION, FRONT 244049 (77948)	EA	1	*	*	*	*	18	10
P O	5310-359-8948	WASHER: THREAD TENSICN RELEASE PLUNGER 202405 (77948)	EA	1	*	*	*	*	18	11
P O	3530-359-7556	GUIDE: THREAD, TWO HOLE 202412 (77948)	EA	1	*	*	*	*	18	12
P O	5310-359-8955	WASHER: THREAD TENSION SPRING 26310 (77948)	EA	1	*	*	*	*	18	13
P O	5340-359-8705	SPRING: ARM THREAD TENSION 202407 (77948)	EA	1	*	*	*	1	18	14
P O	5310-359-8977	THUMBNUIT: THREAD TENSICN STUD 201572 (77948)	EA	1	*	*	*	1	18	15
P O	3530-359-7557	GUIDE: THREAD, NEEDLE BAR 202417 (77948)	EA	1	*	*	*	1	18	16
P O	5305-467-6986	SETSCREW: THREAD GUIDE 200355 (77948)	EA	1	*	*	*	1	18	17
P O	3530-359-7555	GUIDE: THREAD, TENSION, LOWER 202415 (77948)	EA	1	*	*	*	1	18	18
P O	5305-467-6588	SCREW: LOWER GUIDE 200582 (77948)	EA	1	*	*	*	1	18	19
P O	3530-359-7554	GUIDE: THREAD, TENSION, UPPER 202414 (77948)	EA	1	*	*	*	1	18	20
P O	5305-359-8528	SETSCREW: UPPER GUIDE 200397 (77948)	EA	1	*	*	*	1	18	21
P O	3530-467-7009	PLATE: THROAT, NEEDLE 233744 (77948)	EA	1	*	*	*	*	19	1
P O	5305-359-8352	SCREW: THROAT, PLATE 200577 (77948)	EA	2	*	*	1	1	19	2
P O	5305-467-6988	SCREW: FRONT AND REAR PLATE 200582 (77948)	EA	4	REF	REF	REF	REF	19	3
P O	3530-359-7989	PLATE: SLIDE CLAMP, FRJNT 233609 (7798)	EA	1	*	*	*	*	19	4



(1) SMR CODE	(2) FEDERAL STOCK NUMBER	(3) DESCRIPTION  REF NUMBER & MFR CODE	(4) UNIT OF MEAS  USABLE ON CODE	(5) QTY INC IN UNIT	(6) 15-DAY ORGANIZATIONAL MAINTENANCE ALW				(7) ILLUS- TRATION	
					(a) 1-5	(b) 6-20	(c) 21-50	(d) 51-100	(a) FIG. NO.	(b) ITEM NO.
P O	3530-359-8630	SLIDE: CYLINDER COVER 233148 (77948)	EA	1	*	*	*	*	19	5
P O	3530-359-8789	STOP: SLIDE 233131 (71948)	EA	1	*	*	*	*	19	6
P O	5305-359-8343	SCREW: STOP HINGE 200203 (77948)	EA	1	*	*	*	*	19	7
P O	5310-359-8147	WASHER: STOP HINGE SCREW 202248 (77948)	EA	1	REF	REF	REF	REF	19	8
P O	3530-359-7991	PLATE: SLIDE CLAMP, REAR 233130 (77948)	EA	1	*	*	*	*	19	9
P O	5305-359-E359	SCREW: HOOK GIB 201253 (77948)	EA	2	*	*	1	1	19	10
P O	3530-490-8214	GIB: THREAD HOOK 203525 (77948)	EA	1	*	*	*	*	19	11
P O	3530-359-7200	BOBBIN: SHUTTLE 203470 (77948)	EA	1	*	*	1	1	19	12
P O	3530-449-3995	CASE: BOBBIN, SHUTTLE 235100 (177948)	EA	1	*	*	*	*	19	13
P O	3530-359-7387	COVER: END, CYLINDER 233727 (77948)	EA	1	*	*	*	*	19	24
P O	5360-359-8101	SPRING FLAT: CASE TENSION 203214 (77948)	EA	1	*	*	*	1	19	27
P O	5005-359-8357	SCREW: TENSION SPRING ADJUSTING 200984 (77948)	EA	1	*	*	*	1	19	28
P O	5305-467-6989	SCREW: TENSION SPRING 200594 (77948)	EA	1	*	*	*	1	19	29
P O	3530-467-6992	PLUNGER: CASE LATCH 203473 (77948)	EA	1	*	*	*	*	19	30
P O	5305-359-7201	SCREW: W/NUT, MTG 51078 (77948)	EA	4	*	*	*	1	20	3
P O	5310-359-8946	WASHER: MTG SCREW 6055 (36378)	EA	4	*	*	*	1	20	4
P O	5305-359-8345	SCREW: CLAMP HINGE 200262 (77948)	EA	1	*	*	*	1	20	5
P O	5305-359-8875	THUMBSCREW: CLAMP 200728 (77948)	EA	1	*	*	*	*	20	6
P O	5310-359-8951	WASHER: CLAMP THUMB SCREW 203185 (77948)	EA	1		*			20	7
P O	3530-359-7328	CLAMP: BED TO BASE 203184 (77948)	EA	1	*	*	*	*	20	8
P O	5310-359-8949	WASHER: CLAMP HINGE SCREW 202622 (77948)	EA	1	*	*	*	*	20	9
P O	3530-359-7810	OILER: THREAD TAKE-UP LEVER 20856 (77948)	EA	1	*	*	*	*	21	1
P O	3530-359-7553	GUARD: W/FELT AND RIVET, OIL THREAD TAKE-UP LEVER 208558 7(7948)	EA	1	*	*	*	*	21	2
P O	5305-467-6985	SETScrew: PRESSER BAR BUSHINGS 200352 (77948)	EA	3	*	*	*	*	21	3
P O	5305-359-8E38	SCREW: CONNECTING STUD 200072 (77948)	EA	1	*	*	*	*	21	22
P O	3530-467-6928	GUIDE: THREAD, NEEDLE BAR BUSHING 52171 (77948)	EA	1	*	*	*	*	21	26
P O	3530-467-7007	BAR: NEEDLE 233625 (77948)	EA	1	*	*	*	*	21	27

(1) SMR CODE	(2) FEDERAL STOCK NUMBER	(3) DESCRIPTION  USABLE ON CODE	(4) UNIT OF MEAS	(5) QTY INC IN UNIT	(6) 15-DAY ORGANIZATIONAL MAINTENANCE ALW				(7) ILLUS- TRATION	
					(a)	(b)	(c)	(d)	(a)	(b)
					1-5	6-20	21-50	51-100	FIG. NO	ITEM NO
P O	3530-678-5853	SCREW: THREAD GUIDE 200175 (77948)	EA	1	*	*	*	1	21	28
P O	3530-467-6994	GUIDE: THREAD, NEEDLE BAR 204250 (77948)	EA	1	*	*	*	1	21	29
P O	5305-359-8520	SETSCREW: NEEDLE 200125 (77948)	EA	1	*	1	2	3	21	30
P O	3530-257-2830	NEEDLESEWING MACHINE: DARNING SIZE NO. 18, CLASS VARIETY NO. 126 X 3 126X3-18 (77948)	EA	1	1	5	10	21	21	31
P O	3530-257-3548	NETTLE, SEWING MACHINE: DARNING SIZE NO. 20, CLASS VARIETY NO. 126 X A 126X3-20 (77948)	EA	1	1	5	10	21	21	31
P O	3530-467-7008	PRESSER FOOT: W/GUARD AND SCREW 233720 (771948)	EA	1	*	*	*	*	21	32
P O	5305-359-8339	SCREW: PRESSFR FOOT 200074 (77948)	EA	1	1	*	*	*	21	33
P O	3530-359-8028	PRESSER BAR 202335 (77948)	EA	1	*	*	*	*	21	34
P O	5305-467-6983	SCREW: LIFTING BRACKET 200054 (77948)	EA	1	*	*	*	*	21	36
P O	5305-359-8873	THUMBSCREW: PRESSER BAR COLLAR 200457 (77948)	EA	1	*	*	*	*	21	41
X20		PLATE: FACE 233714 (77948)	EA	1					21	43
P O	5305-379-2925	THUMBSCREW: FACE PLATE 200462 (77948)	EA	1	*	+	*	*	21	44
P O	53C5-359-8341	SCREW: OIL GUARD 200161 (77948)	EA	1	*	*	*	*	21	45
P O	3530-359-8629	SLIDE: PLATE, FRONT 239067 (77948)	EA	1	*	*	*	*		
P O	3530-359-8631	SLIDE: PLATE, REAR 239066 (77948)	EA	1	*	*	*	*		
P O	5305-359-8876	THUMBSCREW: PLATE YOKE 200729 (77948)	EA	1	*	*	*	*		
P O	3530-359-7718	LEVER: PRESSER BAR KNEE LIFTER 241235 (77948)	EA	1	*	*	*	*		
P O	5305-359-8344	SCREW: LIFTER LEVER HINGE 200242 (77948)	EA	1	*	*	*	*		
P O	5310-359-8954	WASHER: LEVER HINGE SCREW 233390 (77948)	EA	1	*	*	*	*		
P O	3530-892-4651	GROUP 07-HEAVY DUTY SEWING MACHINE SEWING MACHINE INDUSTRIAL: W/O STAND, HEAVY-DUTY 7-33 (77948)	EA	2	*	*	*	*	22	1
P O	3530-999-0979	STAND: SEWING MACHINE LAMP, HEAVY-DUTY MACHINE 194394 (77948)	EA	2	*	*	*	*	22	2
X20		ROD: SUPPCRTING 194395 (77948)	EA	2						
P O	3530-999-0960	SETSCREW: ROD 148 (16293)	EA	4	*	*	*	1		
P O	3030-528-3824	BELT, V: PULLFY, /12 IN. BY 66 IN. 2660 (24161)	EA	2	*	*	*	1	22	3

(1) SMR CODE	(2) FEDERAL STOCK NUMBER	(3) DESCRIPTION  USABLE ON CODE	(4) UNIT OF MEAS	(5) QTY INC IN UNIT	(6) 15-DAY ORGANIZATIONAL MAINTENANCE ALW				(7) ILLUS- TRATION	
					(a)	(b)	(c)	(d)	(a)	(b)
					1-5	6-20	21-50	51-100	FIG. NO.	ITEM NO.
P O	3530-999-1083	ROD ASSEMBLY: PITMAN, MACHINE STAND 994889 (77948)	EA	2	*	*	*	*	22	4
P O	3530-959-1085	JOINT: BALL ROD 994891 (77948)	EA	4	*	*	*	*	22	5
P O	3530-999-1027	NUT: BALL JCINT 51672 (77194)	EA	4	*	*	*	*		
P O	3530-999-1C63	CLAMP: ROD 80223 (77948)	EA	2	*	*	*	*	22	6
P O	5305-359-8502	SETSCREW: CLAMP 361 (77948)	EA	2	*	*	*	*	22	7
P O	3530-999-1C84	ROD: PITMAN 994890 (77948)	EA	4	*	*	*	*		
X20		IRON: BRIDLE 41124 (77948)	EA	4					22	8
P O	-530-945-4604	TABLE: WOOD, MODZIFID 6-1-1698 (81337)	EA	2	*	*	*	*	22	9
P O	3530-848-6092	STAND: RIGID 601037 (77948)	EA	2	*	*	*	*		
P O	3530-999-1014	COLLAR: SLIDE POSITIONING 46803 (77948)	EA	4	*	*	*	*	22	10
P O	3530-999-0963	SUPPDRT: TREADLL 151122 (77948)	EA	2	*	*	*	*	22	11
P O	3530-999-0956	BRACE: LEG 126611 (77948)	EA	4	*	*	*	*	22	12
P O	3530-999-0969	LEG 152188 (77948)	EA	8	*	*	*	*	22	13
P O	3530-999-1023	BOLT: LEG SOCKET (ASHER) 51057 (77948)	EA	20	*	1	2	4	22	14
P O	3530-999-0964	TREADLE ASSEMBLY: STARTING 151124 (77948)	EA	2	*	*	*	*	22	15
P O	3530-999-0965	ARM: LEVER STAKTING 151125 (77948)	EA	2	*	*	*	*		
P O	3530-999-0959	SETSCREW: STARTIG LEVER ARME 140555 (77948)	EA	4	*	*	*	1		
P O	3530-999-1015	BRACKET: TREADLE SUPPORT 4805 (77948)	EA	4	*	*	*	*		
P O	3530-999-0955	CROSSMEMBER 126512 (88818)	EA	4	*	*	*	*		
P O	3530-999-0970	NUT: LEG BOLT 1512 (21290)	EA	20	*	1	2	4		
P O	3530-999-0953	WASHER: LEG 8OLT 12620 (77948)	EA	20	*	1	2	4		
P O	3530-999-0954	WASHER: SOCKET STAND 126509 (77948)	EA	20	*	1	2	4		
P O	5310-359-7827	NUT: LEVER ROLLER AND STUD 1518 (77948)	EA	2	REF	REF	REF	REF	23	1
P O	5305-358-1325	SCREW: LEVER HINGE 5043710 (77948)	EA	2	*	*	*	*	23	2
P O	3530-474-8251	LEVER ASSEMBLY: THREAD TAKE-UP 5B332 (77948)	EA	2	*	*	*	*	23	3
P O	5307-358-1540	STUD: LEVER ROLLER 1995 (77948)	EA	2	*	*	*	*	23	4
PO	3530-999-1046	PULLEY: W/BALANCF WHEEL DRIVE 58677 (36378)	EA	2	*	*	*	*	23	2

(1) SMR CODE	(2) FEDERAL STOCK NUMBER	(3) DESCRIPTION  USABLE ON CODE	(4) UNIT OF MEAS	(5) QTY INC IN UNIT	(6) 15-DAY ORGANIZATIONAL MAINTENANCE ALW				(7) ILLUS- TRATION	
					(a) 1-5	(b) 6-20	(c) 21-50	(d) 51-100	(a) FIG. NO	(b) ITEM NO
P O	3530-999-1000	SETSCREW: PULLEY 350 (80234)	EA	4	*	*	*	*	23	23
P O	3530-999-1070	SCREW: BASE 894 (77948)	EA	6	*		1	1	24	1
P O	5310-359-8976	WASHER: BRACKET SCREW 9642 (77948)	EA	2	*	*	*	*	24	2
P O	3530-999-0957	SCREW: BRACKET 140370 (23610)	EA	2	*	*	*	*	24	3
X20		BRACKET: BOBBIN WINDER 151114 (77948)	EA	2					24	4
P O	3530-999-1004	BASE: BOBBIN WINDER 41894 (77948)	EA	2	*	*	*	*	24	5
P O	3530-9S9-1006	ARM: TRIPPING 41899 (77948)	EA	2	*	*	*	*	24	6
P O	3530-999-1009	PULLEY ASSEMBLY: FRICTION 43270 (36378)	EA	2	*	*	*	*	24	7
P O	5305-359-8506	SETSCREW: PULLEY 448(77948)	EA	4	REF	REF	REF	REF	24	8
P O	3530-999-1005	FRAME: BOBBIN WINDER 41896 (77948)	EA	2	*	*	*	*	24	9
P O	3530-999-1048	SHAFT: SPINDLE 60215 (995921)	EA	2	*	*	*	*	24	10
P O	3530-999-1013	SETSCREW: SPINDLE 454 (77948)	EA	2	*	*	*	*	24	11
P O	3530-999-1047	SPINDLE 60214 (99592)	EA	2	*	*	*	*	24	12
P O	3530-265-6563	SPRING: FRAME 41897 (77948)	EA	2	*	*	*	*	24	13
P O	5305-359-8393	SCREW: ARM CLAMPING 176 (77948)	EA	2	*	*	*	*	24	14
P O	3530-999-1003	PIN: FRAME HINGE 41441 (77948)	EA	2	*	*	*	*	24	15
P O	3530-999-0925	PIN: STOP LATCF HINGE 11107 (77948)	EA	2	*	*	*	*	24	16
P O	3530-999-1050	LATCH: STOP 60216 (77948)	EA	2	*	*	*	*	24	17
X20		SETSCREW: FRAME HINGE PIN 4490 (16293)	EA	2					24	18
P O	3530-999-1036	BRACKET ASSEMBLY: SPOOL HOLDER 58256 (77948)	EA	2	*	*	*	*	25	1
P O	5305-359-8261	SCREW: HOLDER BRACKET 1177 (77948)	EA	4	*	*	*	*	25	2
P O	3530-999-0972	NUT: HOLODER TENSION SPOOL PIN 1541 (36378)	EA	2	*	*	*	1	25	3
P O	3530-999-IC61	CONE: HOLDER TENSION SPOOL PIN 8018 (77948)	EA	2	*	*	*	1	25	4
P O	3530-999-1062	SPRING: HOLDER TENSION SPOOL PIN 8019 (77948)	EA	2	*	*	*	1	25	5
P O	4730-358-0763	CUP ASSEMBLY: OIL 58254 (77948)	EA	2	*	*	*	*	26	1
P O	5305-393-5094	SCREW: OIL CUP 134D (77948)	EA	2	*	*	*	*	26	2
P O	3530-780-4950	PIN: COVER HINGE 9084 (77948)	EA	2	*	*	*	*	26	3

(1) SMR CODE	(2) FEDERAL STOCK NUMBER	(3) DESCRIPTION  USABLE ON CODE	(4) UNIT OF MEAS	(5) QTY INC IN UNIT	(6) 15-DAY ORGANIZATIONAL MAINTENANCE ALW				(7) ILLUS- TRATION	
					(a)	(b)	(c)	(d)	(a)	(b)
					1-5	6-20	21-50	51-100	FIG. NO	ITEM NO
P O	3530-885-8806	FELT: OIL CUP 8953 (36378)	EA	4	*	*	*	*	26	4
P O	3530-499-0993	SCREW: LATCH SPRING AND FELT 207 (16293)	EA	6	*	*	*	1	26	5
X1		COVER: OIL CUP 11917 (77948)	EA	2	*	*	*	*	26	6
P O	3530-999-1065	WASHER: OIL CUP 8482 (77948)	EA	2	*	*	*	*	26	7
P O	3530-449-4180	SPRING: OIL CUP COVER LATCH 2205 (25734)	EA	2	*	*	*	*	26	8
P O	3530-654-5344	RACE ASSEPBLY: SHUTTLE 19849 (77948)	EA	2	*	*	*	*	28	1
P O	5305-393-5094	SCREW: SHUTTLE RACE 134D (77948)	EA	4	REF	REF	REF	REF	28	2
P O	3530-999-0987	SPRING: BACK 19847 (77948)	EA	2	*	*	*	*	28	3
P O	3530-358-0538	BACK: RACE 19846 (77948)	EA	2	*	*	*	*	25	4
P O	3530-999-1055	SCREW: BACK SPRING 660 (77948)	EA	2	*	*	*	1	28	5
P O	3530-358-1068	PIN: BACK POSITION 2049 (77948)	EA	4	*	*	*	*		
P O	3530-739-4645	SHUTTLE CYLINDER: 4 IN. DIA 58669 (77948)	EA	2	*	*	*	*	28	6
P O	5305-393-5070	SCREW: TENSION REGULATING 1323F (77948)	EA	2	*	*	*	*	28	7
P O	3530-885-8808	SPRING: SHUTTLE TENSION 58209 (77948)	EA	2	*	*	*	*	28	8
P O	3530-739-4638	BOBBIN: SHUTILE 16901 (77948)	EA	2	*	*	1	1	28	9
P O	3530-358-0773	CYLINDER: SHUTTLE 58207 (77948)	EA	2	*	*	*	*		
P O	3530-999-1043	LATCH: SHUTTLE CYLINDER 58644 (36378)	EA	2	*	*	*	*		
P O	5315-393-5141	PIN: CYLINDER HINGE 8777 (77948)	EA	2	*	*	*	*		
P O	3530-999-1007	PIN: LATCH HINDG 43236 (77948)	EA	2	*	*	*	*		
P O	3530-999-1045	SPRING: CYLINDER LATCH 58666 (77948)	EA	2	*	*	*	*		
P O	3530-885-8773	BAR: NEEDLE 11538 (77948)	EA	2	*	*	*	*	29	1
P O	5305-923-1161	SCREW: LINK HINGE 566 (16293)	EA	2	*	*	*	*	29	2
P O	3530-999-0967	NUT: LINK HINGE SCREW 1513 (77948)	EA	2	REF	REF	REF	REF	29	3
P O	3530-780-4949	LINK: NEEDLE BAR CONNECTING 11539 (77948)	EA	2	*	*	*	*	29	4
P O	3530-999-1012	SETSCREW: CONNECTING STUD 445 (77948)	EA	4	*	*	*	*	29	5
P O	5305-391-8964	STUD: NEEDLE BAR CONNECTING 11383 (77948)	EA	2	*	*	*	*	29	6
P O	3530-358-0679	CLAMP: NEEDLE 19702 (77948)	EA	2	*	*	*	*	29	7

(1) SMR CODE	(2) FEDERAL STOCK NUMBER	(3) DESCRIPTION  USABLE ON CODE	(4) UNIT OF MEAS	(5) QTY INC IN UNIT	(6) 15-DAY ORGANIZATIONAL MAINTENANCE ALW				(7) ILLUS- TRATION	
					(a)	(b)	(c)	(d)	(a)	(b)
					1-5	6-20	21-50	51-100	FIG. NO.	ITEM NO.
P O	5305-469-6887	THUMBSCREW: NEEULE CLAMP 68OW (77948)	EA	2	*	*	*	1	29	B
P O	3530-999-0931	GIB: NEEDLE CLAMP 1138B5 (80234)	EA	2	*	*	*	*		
P O	3530-254-3387	NEEDLE, SEWING MACHINE: HEAVY-DUTY, SIZE NO. 22, CLASS VARIETY, NO. 7 X 1 7X1-22 (77948)	EA	2	1	5	10	21	29	9
P O	3530-254-3396	NEEDLE, SEWING MACHINE: HEAVY-OUTY, SIZE NO. 26, CLASS VARIETY NO. 7 X 1 7X1-26 (71948)	EA	2	1	5	10	21	29	9
P O	3530-490-7415	ARM: LIFTING PRESSER BAR ROCK SHAFT ADJUSTING 58578 (36378)	EA	2	*	*	*	*	30	1
P O	5305-654-5313	SETSCREW: SHAFT ADJUSTING ARM 453AL (77948)	EA	2	*	*	*	*		
P O	3530-999-0934	BRACKET: LIFTING PRESSER EAR ROCK SHAFT 11481 (77948)	EA	2	*	*	*	*	30	2
P O	3530-999-1044	PIN: ROCK SHAFT CRANK 58656 (77948)	EA	2	*	*	*	*	30	3
P O	3530-390-4562	CRANK: LIFTING PRESSER BAR ROCK SHAFT 11484 (36378)	EA	2	*	*	*	*	30	4
P O	3530-999-1041	CRANK: BELL, LIFTING PRESSER BAR 58617 (77948)	EA	2	*	*	*	*	30	5
X20		BRACKET: LIFTING PRESSER BAR 58643 (77948)	EA	2					30	6
P O	5305-359-8292	SCREW: BRACKET CLAMPING 145 (77948)	EA	4	REF	REF	REF	REF		
P O	3530-999-0939	SLEEVE: LIFTING PRESSER BAR, UPPER 11490 (77948)	EA	2	*	*	*	*	30	7
P O	3530-999-0938	SLEEVE: LIFTING PRESSER BAR, LOWER 11489 (77948)	EA	2	*	*	*	*	30	8
P O	3530-999-1037	BAR: PRESSER, LIFTING 58258 (77948)	EA	2	*	*	*	*	30	9
P O	3530-999-1042	BRACKET: V19RRATING PRESSER BAR HINGE 58620 (77948)	EA	2	*	*	*	*	30	10
P O	5305-359-8292	SCREW: BRACKET ADJUSTING 145 (77948)	EA	2	REF	REF	REF	REF		
P O	353C-999-0975	SCREW: CAP, PRESSER BAR HINGE 164 (77948)	EA	2	REF	REF	REF	REF	30	11
P O	3530-885-8926	SCREW: CAP, LINK 166 (77948)	EA	2	*	*	*	*	30	12
P O	3530-999-1067	WASHER: FRICTION, LIFTER SCREW 8760 (71948)	EA	2	*	*	*	*	30	13
P O	353C-999-0948	LIFTER: LIFTING PRCSSEK BAR 11909 (77948)	EA	2	*	*	*	*	30	14
P O	3530-999-0947	LINK: LISTING PRESSER BAR LIFTING 11907 (77948)	EA	2	*	*	*	*	30	15
P O	353C-358-0549	BAR: PRESSER, VIBRATING 11508 (77948)	EA	2	*	*	1	1	30	16
P O	3530-393-5040	SPRING: VIBRATING PRESSER BAR 11512 (77948)	EA	2	*	*	*	*	30	17
P O	3530-885-8780	PRESSER FOOT: VIBRATING, DOUUBE FEED 19860 (77948)	EA	2	*	*	*	*	30	18
P O	3530-885-8779	PRESSER FOOT: LIFTING, DOUBLE FEED 58260 (77948)	EA	2	*		*	*	30	19

(1) SMR CODE	(2) FEDERAL STOCK NUMBER	(3) DESCRIPTION  USABLE ON CODE	(4) UNIT OF MEAS	(5) QTY INC IN UNIT	(6) 15-DAY ORGANIZATIONAL MAINTENANCE ALW				(7) ILLUS- TRATION	
					(a)	(b)	(c)	(d)	(a)	(b)
					1-5	6-20	21-50	51-100	FIG. NO	ITEM NO
P O	5305-359-8511	SETSCREW: PRESSER FOOT 1259 (77948)	EA	2	*	*	*	1		
P O	5307-358-1537	STUD: BELL CRANK HINGE 58618 (77948)	EA	2	*	*	*	*	30	20
P O	3530-780-4939	BLOCK: LIFTING PRESSER BAR BELL CRANK SLIDE 58619 (77948)	EA	2	*	*	*	*	30	21
P O	3530-999-0978	ROLLER: W/STUD, CRANK PIN 1850 (77948)	EA	2	*	*	*	*	30	22
P O	3530-999-0952	SCREW: SHAFT BRACKET 123 (10241)	EA	4	*	*	*	*	30	23
P O	3530-358-1511	STAPLE: THREAD TAKE-UP SPRING 11937 (77948)	EA	2	*	*	*	*	31	1
P O	3530-780-4953	SCREW: PRESSER BAR CAP, LEFT 159 (77948)	EA	2	*	*	*	*	31	2
P O	5305-359-8292	SCREW: PRESSER BAK CAP, RIGHT 145 (77948)	EA	2	REF	REF	REF	REF	31	3
P O	3530-358-0666	CAP: TESION BRACKET AND VIBRATING PRESSER BAR 11502 (77948)	EA	2	*	*	*	*	31	4
P O	3530-780-4952	PLATE: THREAD TAKE-UP SPRING REGULATOR 11936 (81100)	EA	2	*	*	*	*	31	5
P O	5305-359-8293	SCREW: REGULATCR PLATE ADJUSTING 190 (17948)	EA	1	REF	REF	REF	REF	31	6
P O	3530-393-5041	SPRING: THRIAD TAKE-UP 11506 (77948)	EA	2	*	*	*	*	31	7
P O	5307-393-5084	STUD: W/SCREW, TENSION 58598 (77948)	EA	2	*	*	*	*		
P O	3530-885-8829	STUD: TENSION 607 (77948)	EA	2	*	*	*	*	31	8
P O	5310-359-8871	THUMBNUT: TENSICN REGULATING 1560 (77948)	EA	2	REF	REF	REF	REF	31	9
P O	3530-999-0924	WHEEL TENSION 11044 (36378)	EA	2	*	*	*	*	31	10
P O	3530-999-0932	WASHER: STEEL, TENSICN FRICTION 11423 (36378)	EA	2	*	*	*	*	31	11
P O	3530-885-8803	SPRING: TENSION 8791 (77948)	EA	2	*	*	*	1	31	12
P O	3530-999-1069	WASHER: TENSION REGULATING THUMBNUT 8905 (36378)	EA	2	*	*	*	*	31	13
P O	3530-885-8810	WASHER: FELT, TENSION FRICTION 5953 (77948)	EA	2	*	*	*	*	31	14
P O	3530-999-1075	WASHER: SPRING STAPLE 9525 (77948)	EA	2	*	*	*	*	31	15
P O	3530-399-0951	SCREW: TENSIGN SCREW STUD CLAMPING 122 (10241)	EA	2	*	*	*	*	31	16
P O	3530-999-1051	STUD: THREAD RETAINING 606 (16293)	EA	2	*	*	*	*	32	1
P O	3530-445-4008	DISK: THREAD RETAINING 2102 (77948)	EA	4	REF	REF	REF	REF	32	2
X20		SPRING HELICAL CCMPRESSION: THREAD RETAINING 2103 (77948)	EA	2					32	3
P O	3530-999-1069	WASHER: STUD THUMBNUT 8905 (36378)	EA	2	REF	REF	REF	REF	32	4
P O	5310-359-8871	THUMBNUT: SPRING REGULATING STUD 1560 (77948)	EA	2	REF	REF	REF	REF	32	5

(1) SMR CODE	(2) FEDERAL STOCK NUMBER	(3) DESCRIPTION  USABLE ON CODE	(4) UNIT OF MEAS	(5) QTY INC IN UNIT	(6) 15-DAY ORGANIZATIONAL MAINTENANCE ALW				(7) ILLUS- TRATION	
					(a)	(b)	(c)	(d)	(a)	(b)
					1-5	6-20	21-50	51-100	FIG. NO	ITEM NO
P O	3530-999-0942	EYELET: THREAD 11495 (77948)	EA	2	*	2	*	*	32	6
P O	53C5-359-8293	SCREW: THREAD EYELET 190 (77948)	EA	2	REF	REF	REF	REF	32	7
P O	3530-999-0950	EYELET: THREAD, THREAD RETAINER 11950 (77948)	EA	2	*	*	*	*	32	8
P O	3530-999-1024	ROLT: BRIDLE IRON 51080 (77948)	EA	16	*	*	1	2		
P O	3530-999-1026	NUT: BRIDLE IRCN BOLT 51576 (77489)	EA	16	*	*	1	2		
P O	3530-999-1002	WASHER: BRIDLE IRON BOLT 41125 (77948)	EA	16	*	*	1	2		
P O	3530-999-1064	BOLT: TREADLE SUPPCRT 839 (77948)	EA	4	*	*	*			
P O	3530-999-0970	NUT: TREADLE SUPPORT BOLT 1522 (21290)	EA	4	REF	REF	REF	REF		
P O	3530-999-0968	RAIL: STAND TOP 151379 (77948)	EA	4	*	*	*	*		
M O		FELT: SHOCK ABSORBER, FOLDING TABLE SLIDE, 1/4 IN. THK MANUFACTRE FRCM: FELT SHEET AS REQUIRED FSN 8305-191-1102	EA	V						
P O	3530-9S9-1019	THUMBSCREW: FEED REGULATOR 50322 (77948)	EA	2	*	*	*	*		
P O	3530-999-1054	SCREW: SIDE COVER HINCE 65 (09550)	EA	2	*	*	*	*		
X20		COVER: ARM, SIDE 11913 (77948)	EA	2						
P O	3530-999-1016	PAD: OIL, FRAME 4784 (77948)	EA	4	*	*	*	*		
P O	3530-885-8791	PIN: STOP LATCH 2269 (17771)	EA	2	*	*	*	*		
P O	3530-999-0989	BODY: THROAT PLATE 19853 (77948)	EA	2	*	*	*	*		
P O	3530-999-1001	SCREW: THROAT PLATE 381(05535)	EA	4	*	*	*	*		
P O	3530-739-4637	DOG: FEED, DOUBLE 19834 (77948)	EA	2	.	+	*			
P O	3530-885-8826	SCREW: FEED DOG 166 (77948)	EA	2	REF	REF	REF	REF		
X20		PALTE: CLOTH 58222 (77948)	EA	2						
P O	5305-393-5151	SCREW: CLOTH PLATE 389F (77948)	EA	8	*	*	*	1		
P O	5305-393-5043	SCREW: THROAT PLATE NFEODLE PLATE 231F (77948)	EA	2	*	*	*	*		
P O	3530-885-8793	STRIP: THROAT PLATE NEEDLE HOLE 19854 (77948)	EA	2	*	*	*	*		
P O	5305-393-5151	SCREW: NEEDLE HCLE STRIP 389F (77948)	EA	4	REF	REF	REF	REF		
P O	3530-885-8824	BUSHING: SCREW, NEEDLE BAR 258 (77948)	EA	2	*	*	*	*		
P O	3530-999-1044	PIN: SHAFT ADJUSTING ARM 58656 (77948)	EA	ZREF	REF	REF	REF			



(1) SMR CODE	(2) FEDERAL STOCK NUMBER	(3) DESCRIPTION  USABLE ON CODE	(4) UNIT OF MEAS	(5) QTY INC IN UNIT	(6) 15-DAY ORGANIZATIONAL MAINTENANCE ALW				(7) ILLUS- TRATION	
					(a)	(b)	(c)	(d)	(a)	(b)
					1-5	6-20	21-50	51-100	FIG. NO.	ITEM NO.
P O	3530-999-0991	PIN DOWEL: SHAFT BRACKT, LOWER 2002 (05535)	EA	2	*	*	*	*		
P O	3530-999-1011	PIN DOEWEL: SHAFT BRACKET, UPPER 438 (77948)	EA	2	*	*	*	*		
P O	3503-999-1018	SETSCPEW: BELLCRANK HINGE STUD 5003 (77948)	EA	2	*	*	*	*		
P O	3530-999-0941	SPRING: LIFTING PRESSER BAR, FLAT 11493 (77948)	EA	2	*	*	*	*		
P O	3530-999-1011	PIN: SPRING GUIDE 4389 (77948)	EA	2	REF	REF	REF	REF		
P O	3530-999-1020	THUMBSCREW: SPRIN, REGULATING 50323 (77948)	EA	2	*	*	*	*		
P O	3530-265-6563	WASHER: PRESSER BAR HIINGE SCREW 41544 (77948)	EA	2	REF	REF	REF	REF		
P O	3530-885-8772	CUSHION: RAWHIDE, VIBRATING PRESSER BAR 11509 (77948)	EA	2	*	*	*	*		
P O	5305-467-6884	SCREW: PRESSER BAR CUSHION 233J (77948)	EA	4	REF	REF	REF	REF		
P O	3530-999-1008	WASHER: INK HINGE STUD 43267 (36318)	EA	2	*	*	*	*		
P O	3530-999-1071	PIN: LIFTING PRESSER PAR LIFTING LINK HINGE STUO 8973 (36378)	EA	2	*	*	*	*		
P O	5305-358-1326	SCREW: LIFTER HINGE 16D (77948)	EA	2	*	*	*	*		
P O	5305-393-5044	SCREW: PRESSER BAR SPRING 223D (77948)	EA	2	*	*	*	*		
P O	3530-885-8807	STAPLE: VIBRATING PRESSER BAR SPRING ADJUSTING 11939 (77948)	EA	2	*	*	*	*		
P O	5305-359-8293	SCREW: SPRING ADJUSTING STAPLE 190 (77948)	EA	2	REF	REF	REF	REF		
P O	3530-999-0973	NUT: PRESSER FOOT SCREW 1547 (21290)	EA	2	*	*	*	1		
P O	5305-393-505	SCREW: PRESSER, FOOT 898D (77948)	EA	2	*	*	*	1		
P O	3530-994-0933	SHAFT: ROCK,LIFTING PRESSER BAR 11479 (77948)	EA	2	*	*	*	*		
P O	5310-359-7827	NUT: SLIDE BLOCK SCREW 1518 (77948)	EA	2	REF	REF	REF	REF		
P O	3530-999-1053	SCREW: SLIDE BLOCK 610 (25734)	EA	2	*	*	*	*		
P O	3530-999-0995	WASHER: SLIDE BLOCK SCREW 271 (77948)	EA	2	*	*	*	*		
P O	5305-359-8507	SETSCREW: SHAFT CRANK 453AL (77948)	EA	2	REF	REF	REF	REF		
X20		BRACKET: LIFTING PRESSER BAR SPPING 50252 (77948)	EA	2						
P O	5305-359-8261	SCREW: SPRING BRACKET 1177 (77948)	EA	4	REF	REF	REF	REF		
P O	3530-885-8824	BRUSHING: SCREW, LIFTING PRESSER BAR 258 (77948)	EA	2	REF	REF	REF	REF		
P O	3530-999-0940	CAP: LIFTING PRESSER BAR UPPER, SLEEVE 11492 (77498)	EA	2	*	*	*	*		

(1) SMR CODE	(2) FEDERAL STOCK NUMBER	(3) DESCRIPTION  USABLE ON CODE	(4) UNIT OF MEAS	(5) QTY INC IN UNIT	(6) 15-DAY ORGANIZATIONAL MAINTENANCE ALW				(7) ILLUS- TRATION	
					(a)	(b)	(c)	(d)	(a)	(b)
					1-5	6-20	21-50	51-100	FIG. NO.	ITEM NO.
		GROUP OB-OVEREDGE SEWING MACHINE								
P OR	3530-359-7873	SEWING MACHINE INDUSTRIAL: W/O STAND, OVEREDGE 246-15 (77948)	EA	1	*	*	*	*	33	1
P O	3530-359-8854	TABLE: WOOD, UVEREUGE MACHINE STAND 6-1-1199PC26 (81337)	EA	1	*	*	*	*	33	2
P	3530-359-8066	PULLEY: SHAFT DRIVE 164231 (77948)	EA	1	*	*	*	*	34	13
P O	5305-359-8506	SETSCREW: PULLEY 448 (77948)	EA	2	REF	REF	REF	REF	34	14
P O	5307-359-8830	STUD: DRIVE SHAFT 164099 (77948)	EA	1	*	*	*	*	34	15
P O	3530-359-7311	CAP: DRIVE SHAFT PULLEY 164071 (77948)	EA	1	*	*	*	*	34	16
P O	5305-359-8427	SCREW: PULLEY CAP 140416 (77948)	EA	1	*	*	*	*	34	17
P O	5305-359-8403	SCREW: THROAT PLATE 1094 (77948)	EA	2	*	*	*	1	35	2
P O	3530-359-8007	PLATE: THROAT 81425-003 (77948)	EA	1	*	*	*	*	35	3
P O	3530-359-7462	DOG: FEED FRONT 164371 (77948)	EA	1	*	*	*	*	35	11
P O	5305-359-8410	SCREW: FEED DOG 1454 (77948)	EA	2	*	*	*	1	35	12
P O	3530-359-7574	GUIDE: W/SETSCREW, THROAT PLATE 164179 (77948)	EA	1	*	*	*	*	35	15
P O	5305-359-8410	SCREW: THROAT PLATE GUIDE 1454 (77948)	EA	1	REF	REF	REF	REF	35	16
P O	3530-359-7461	DOG: FEED, REAR 164369 (77948)	EA	1	*	*	*	*	35	18
P O	3530-359-7751	LOOPER: THREAD, LEFT 164045 (77948)	EA	1	*		1	1	36	10
P O	5310-359-8970	WASHER: LOOPER CARRIER SCREW 59456 (77948)	EA	1	*	*	*	*	36	12
P O	5305-359-8551	SETSCREW: LEFT THREAD LOOPER 50379 (77948)	EA	1	*	*	1	1	36	13
P O	3530-359-8006	PLATE: LEFT THREAD LOOPER THREAD TAKE-UP ARM 164176 (77948)	EA	1	*	*	*	*	36	16
P O	3530-359-7127	TAKE-UP: LEFT THREAD LOOPER 164175 (77948)	EA	1	*	*	*	*	36	17
P O	5305-359-8408	SCREW: TAKE-UP ARM, UPPER 1443 (77948)	EA	1	*	*	*	*	36	18
P O	5305-359-8393	SCREW: TAKE-UP ARM, LOWER 176 (77948))	EA	1	REF	REF	REF	REF	36	19
P O	3530-359-7126	STRIPER AND TAKE-UP: THREAD LOOPER, RIGHT 164091 (77948)	EA	1	*	*	*	*	37	5
P O	5310-359-8967	WASHER: STRIPPER AND TAKE-UP SCREW 17022 (36378)	EA	1	REF	REF	REF	REF	37	6
P O	5305-359-8394	SCREW: STRIPPER AND TAKE-UP 187 (77948)	EA	1	*	*	*	*	37	7
P O	3530-359-7488	EYELET: ADJUSTABLE, RIGHT THREAD LOOPER THREAD TAKE-UP 164163 (77948)	EA	1	*	*	*	*	37	8

(1) SMR CODE	(2) FEDERAL STOCK NUMBER	(3) DESCRIPTION  USABLE ON CODE	(4) UNIT OF MEAS	(5) QTY INC IN UNIT	(6) 15-DAY ORGANIZATIONAL MAINTENANCE ALW				(7) ILLUS- TRATION	
					(a)	(b)	(c)	(d)	(a)	(b)
					1-5	6-20	21-50	51-100	FIG. NO.	ITEM NO.
P O	5310-359-7847	NUT: THREAD STATIONARY EYELET 1607 (77948)	EA	1	*	*	*	1	37	9
P O	3530-359-7489	EYELET: THREAD, MOYA1LE, RIGHT THREAU LOOPER 164164 (77948)	EA	1	*	*	*	*	37	10
P O	5305-35S-8271	SCREW: THREAD YOVABLE EYELET 1423 (05535)	EA	1	*	*	*	1	31	11
P O	3530-359-7490	EYELET: THREAD, STATLONARY, RIGHT THREAD LOOPER 164165 (77948)	EA	1	*	*	*	*	36	12
P O	5305-359-8408	SCREW: THREAD ACJUSTABLE EYELET 1443 (77948)	EA	1	REF	REF	REF	REF	37	13
P O	5340-359-8681	SPRING: THREAD LOOPER THREAD PLATE COVER 164171 (77948)	EA	2	*	*	*	*	37	15
P O	5305-359-8398	SCREW: COVER SPRING 332 (77948)	EA	2	*	*	*	*	37	16
P O	5305-359-8408	SCREW: CONNECTOR HINGE STUD 1443 (77948)	EA	1	REF	REF	REF	REF	37	22
P O	5310-359-7851	NUT: LOOPER LOCKING STUD 1100 (77948)	EA	1	*	*	*	1	37	23
P O	5305-359-8545	SETSCKEW: POSITIONING COLLAR 904 (77948)	EA	1	*	*	*	*	37	25
P O	3530-359-7752	LOOPER: THREAD, RIGHT 164375 (77948)	EA	1	*	*	*	*	37	26
P O	3530-359-7396	COLLAR: RIGHT THREAD LOOPEP POSITIONING 164219 (77948)	EA	1	*	*	*	*	37	27
P O	5307-359-8829	STUD: LCOPER LOCKIKG 164068 (77948)	EA	*	*	*	*	1	37	29
P O	5305-359-8428	SCREW: CHIP GUARD, UPPER 140509 (77948)	EA	1	*	*	*	*	38	5
P O	3530-359-7570	GUARD: CHIP 164001 (77948)	EA	1	*	*	.	*	38	6
P O	5305-359-8404	SCREW: CHIP GUARD, LOWER 1209 (77948)	EA	1	*	*	*	*	38	7
P O	3530-359-7517	GASKET: OIL SIGHT GAGE 164132 (77948)	EA	3	1	3	6	12	38	8
P O	3530-359-8005	RETAINER: OIL SIGHT GAGE 164134 (77948)	EA	1	*	*	*	*	38	9
P O	5305-359-8413	SCREW: OIL GAGE 1485 (77948)	EA	2	*	*	*	*	38	10
P O	6680-359-7512	GAGE: SIGHT OIL 164133 (77948)	EA	1	*	*	*	*	38	11
P O	5305-359-8822	SCREW: CLOTH PLATE LOCK SPRING 1250 (77948)	EA	1	*	*	*	*	38	15
P O	5305-467-6886	SETSREW: CLOTH PLATE PLUNGER 624 (77948)	EA	1	*	*	*	*	38	17
P O	3530-359-7400	COVER: W/FILLER CUP OIL CCOLER 164123 (77948)	EA	1	*	*	*	*	39	1
P O	5305-359-8292	SCREW: CIL COOLER COVER 145 (77948)	EA	1	REF	REF	REF	REF	39	2
P O	3530-359-7515	GASKET: OIL COOLER COVER 164122 (77948)	EA	1	*	1	2	3	39	4
P O	3530-359-8391	SCREEN: OIL FRAME 164083 (77948)	EA	1	*	*	*	*	39	7
P	5305-359-8397	SCREW: FRAME OIL SCREEN 206 (77948)	EA	3	*	*	*	1	39	8

(1) SMR CODE	(2) FEDERAL STOCK NUMBER	(3) DESCRIPTION  USABLE ON CODE	(4) UNIT OF MEAS	(5) QTY INC IN UNIT	(6) 15-DAY ORGANIZATIONAL MAINTENANCE ALW				(7) ILLUS- TRATION	
					(a)	(b)	(c)	(d)	(a)	(b)
					1-5	6-20	21-50	51-100	FIG. NO	ITEM NO
P O	5310-359-8884	THUMBNUT: THREAD TENSION STUD 164155 (77948)	EA	3	*	*	*	1	40	1
P O	3530-467-6930	BUSHING: THREAO TENSION SPRING 59537 (77948)	EA	3	*	*	*	1	40	2
P O	5340-359-8679	SPRING: THREAD TENSION, LIGHT 164157C (77948)	EA	1	*	*	*	1	40	3
P O	3530-359-7401	COVER: THREAD TENSION SPRING 164158 (77948)	EA	3	*	*	*	1	40	4
P O	3530-449-4008	DISK: THREAD TENSION 2102 (77948)	EA	6	REF	REF	REF	REF	40	5
P O	5307-359-8823	STUD: THREAD TENSION 164156 (77948)	EA	3	*	*	*	1	40	6
P O	3530-359-7577	GUIDE: THREAD, LEFT LOOPER THREAD TENSION 164285 (77948)	EA	1	*	*	*	*	40	7
P O	5305-359-8421	SCREW: TOP COVER 51369 (77948)	EA	3	REF	REF	REF	REF	40	8
P O	5340-359-8680	SPRING: THREAD TENSION, HEAVY 164161 (77948)	EA	2	*	*	*	1	40	9
P O	3530-359-7573	GUIDE: THREAD, NEEDLE THREAD TENSION 164159 (77948)	EA	1	*	*	*	*	40	10
P O	3530-359-7402	COVER: W/EYELETS, DIL LEAD AND SCREW TOP 164214 (77948)	EA	1	*	*	*	*	40	11
P O	3530-359-7514	GASKET: TOP COVER 164102 (77948)	EA	1	*	*	1	1	40	12
P O	3530-359-7578	GUIDE: THREAD, RIGHT LOOPER THREAD TENSION 164286 (77948)	EA	1	*	*	*	*	40	13
P O	3530-359-7619	HOLDER: MOVABLE KNIFE 164029 (77948)	EA	1	*	*	*	*	41	16
P O	5305-359-8396	SCREW: KNIFE HOLDER 198 (77948)	EA	1	*	*	**		41	17
P O	3530-359-7663	KNIFE: MOVABLE 164308 (77948)	EA	1	*	*	1	2	41	18
O	3530-359-7569	GUARD: MOVABLE KNIFE, LOWER AND UPPER 197622 (77948)	EA	1	*	*	*	*	41	19
P O	5307-359-8826	STUD: W/HOLDER, KNIFE 164553 (77948)	EA	1	*	*	*	*	41	20
P O	5305-359-8424	SCREW: HOLDER SLEEVE 140088 (77948)	EA	1	*	*	*	1	41	21
P O	5310-359-8970	WASHER: HOLDER SLEEVE SCREW 59456 (77948)	EA	1	REF	REF	REF	REF	41	22
P O	3530-359-8624	SLEEVE: STATIONARY KNIFE HOLDER 164042 (77948)	EA	1	*	*	*	*	41	23
P O	5307-359-8827	STUD: STATIONARY KNIFE HOLDER ADJUSTING 164040 (77948)	EA	1	*	*	*	*	41	24
P O	5310-359-8968	WASHER: HOLDER STUD SCREW 39541 (77948)	EA	1	*	*	*	*	41	25
P O	5305-359-8410	SCREW: CAP, HOLDER STUD 1454 (77948)	EA	1	REF	REF	REF	REF	41	26
P O	5340-359-8675	SPRING; STAIONARY KNIFE HOLDER 164043 (77948)	EA	1	*	*	*	*	41	27
X20		RETAINER: SPRING, STATIONARY KNIFE HOLDER 164044 (77948)	EA	1					41	28
X20		CAP: STATIONARY KNIFE HOLDER 164041 (77948)	EA	1					41	29

(1) SMR CODE	(2) FEDERAL STOCK NUMBER	(3) DESCRIPTION  USABLE ON CODE	(4) UNIT OF MEAS	(5) QTY INC IN UNIT	(6) 15-DAY ORGANIZATIONAL MAINTENANCE ALW				(7) ILLUS- TRATION	
					(a) 1-5	(b) 6-20	(c) 21-50	(d) 51-100	(a) FIG. NO	(b) ITEM NO
P O	5305-359-8410	SCREW: HOLDOR RETAINER 1454 (77948)	EA	1	*	*	*	*	41	30
P O	5310-359-7854	NUT: KNIFE STUD 51715 (77948)	EA	1	*	*	*	*	41	31
P O	3530-359-7620	HOLDER: STATIONARY KNIFE 164524 (77948)	EA	1	*	*	*	*	41	32
P O	3530-359-7662	KNIFE: STATIONARY 164728 (77948)	EA	1	*	*	*	1	41	33
P O	5305-359-1408	SCREW: THREAD CONTROL 1443 (77948)	EA	2	REF	REF	REF	REF	41	34
P O	3530-097-3183	CONTROL: THREAD NEEDLE 164151 (77948)	EA	1	*	*	*	*	41	35
P O	3530-359-8009	PLUG: SCREW NEEDLE DRIVE SHAFT OIL LEAD 452 (77948)	EA	1	*	*	*	*	42	6
P O	3530-245-8027	NEEDLE, SEWING MACHINE: OVEREDGE, SIZE NO. 16, CLASS VARIETY NO. 151 X 1 151X1-16 (77948)	EA	1	2	10	20	4?	42	8
P O	3530-245-8028	NEEDLE, SEWING MACHINE: OVEREDGE, SIZE NO. 18 CLASS VARIETY NO. 151 X 1 151X1-18 (77948)	EA	1	2	10	20	42	42	8
P O	5310-359-7855	NUT: NEEDLE CLAMP 51720 (77948)	EA	1	*	*	*	1	42	9
P O	3530-359-7333	CLAMP: NEEDLE 164109 (77948)	EA	1	*	*	*	*	42	10
P O	3530-359-7957	PIN: SHAFT STOP 164118 (77948)	EA	1	*	*	*	*	42	11
P O	3530-359-1622	HOLDER: NEEDLE 164117 (77948)	EA	1	*	*	*	*	42	12
P O	5305-359-8885	THUMBSCREW: UPRIGHT PRESSER BAR, PRESSURE REGULATING 164194 (77948)	EA	1	*	*	*	*	43	3
P O	5340-359-8678	SPRING: UPRIGHT PRESSER BAR 164144 (77948)	EA	1	*	*	*	1	43	4
P O	5305-359-8511	SETScrew: FINGER ADAPTER 1259 (77948)	EA	1	REF	REF	REF	REF	43	6
P O	3530-359-7571	GUARD: FINGER 164455 (77948)	EA	1	*	*	*	*	43	8
P O	5305-359-8271	SCREW- GUARD 1423 (05555)	EA		REF	REF	REF	REF	43	9
P O	3530-359-7127	LEVER: SWING-OUT PRESSER BAR OPENING 164142 (77948)	EA	1	*	*	*	*	43	11
P O	5305-359-8414	SCREW: LEVER HINGE 50060 (7794)	EA	1	*	*	*	*	43	12
P O	3530-359-8036	PRESSER FOOT 164380 (77948)	EA	1	*	*	*	*	43	13
P O	3530-359-8008	GUIDE: PRESSER FOOT 164360 (77948)	EA	1	.	*	*	*	43	14
P O	5305-359-8466	SCREW: PRESSER FOOT GUIDE 50169 (77948)	EA	1	*	*	*	1	43	15
P O	3530-359-8016	PLATE: PRESSER FOOT CLAMPING 164147 (77948)	EA	1	*	*	*	*	43	16
P O	5305-359-8416	SCREW: CLAMPING PLATE 50225 (77948)	EA	1	*	*	*	*	43	17
P O	5307-302-5511	STUD: w/HOLDER, KNIFE 164554 (77948)	EA	1	*	*	*	*		

(1) SMR CODE	(2) FEDERAL STOCK NUMBER	(3) DESCRIPTION  USABLE ON CODE	(4) UNIT OF MEAS	(5) QTY INC IN UNIT	(6) 15-DAY ORGANIZATIONAL MAINTENANCE ALW				(7) ILLUS- TRATION	
					(a)	(b)	(c)	(d)	(a)	(b)
					1-5	6-20	21-50	51-100	FIG. NO.	ITEM NO.
		REF NUMBER & MFR CODE GROUP 09-TEXTILE SEWING MACHINE								
P O	5305-359-8856	SEWING MACHINE, INDUSTRIAL: W/O STAND, TEXTILE 1454 (77948)	EA	1	*	*	*	*	44	1
P O	3530-359-8852	TABLE: WOOD,MACHINE STAND TEXTILE SEWING MACHINE 6-1-1198PC24-29 (81337)	EA	1	REF	REF	REF	REF	44	2
P O	5305-359-8347	SCREW: ARM CAP 200278 (77948)	EA		REF	REF	REF	REF	45	7
P O	5310-359-8947	WASHER: CAP SCREW 202248 (77948)	EA	1	REF	REF	REF	REF	45	8
X20		CAP: ARM 224002 (77948)	EA	1	*	*	*	*	45	9
P O	5305-359-8389	SCREW: PULLEY ADJUSTING 350419 (77948)	EA	1	*	*	*	*	45	12
P O	3530-359-8065	PULLEY: W/BALANCE WHEEL AND SETSCREWS, ARM SHAFT DRIVE 240452 (77948)	EA	1	*	*	*	*	45	13
P O	5305-359-8882	THUMBSCREW: FRONT BUSHING OIL WICK 200502 (77948)	EA	1	*	*	*	*	45	23
P O	5305-368-7327	SCREW: TENSION BRACKET 200159 (77948)	EA	1	*	*	*	*	46	1
P O	3530-359-8857	TENSION ASSEMBLY: W/BRACKET, THREAD 240446 (77948)	EA	*	*	*	*	*		
P O	3530-359-7446	DISK: TENSION, THREAD 244048 (77948)	EA	2	REF	REF	REF	REF	46	2
P O	5310-359-8964	WASHER: THREAD TENSION RELEASE 204271 (77948)	EA	1	*	*	*	*	46	3
P O	3530-359-8670	SPRINGHELICAL, COMPRESSION: THREAD TENSION 723438 (77948)	EA	*	*	*	*	*	46	4
P O	5310-359-8877	THUMBNUT: THREAD TENSION AND CONTROL DISK ADJUSTING 201572 (I77948)	EA	2	REF	REF	REF	REF	46	5
P O	5305-359-8380	SCREW: THREAD CONTROL DISK 200978 (77948)	EA	1	*	*	*	*	46	6
P O	3530-359-7449	DISK: CONTROL THREAD 223706 (77948)	EA	1	*	*	*	*	46	7
P O	3530-359-8669	SPRING, HELICAL, TORSION: THREAD CONTROL 237174 (77948)	EA	1	*	*	*	*	46	9
P O	3530-359-7564	GUIDE: THREAD, SIDE, INTERMEDIATE 210954 (77948)	EA	1	*	*	*	*	46	10
P O	3530-359-7565	GUIDE: THREAD, SIDE, UPPER 210955 (77948)	EA	1	*	*	*	*	46	11
P O	3530-359-8080	RETAINJER: THREAD 240034 (77948)	EA	1	REF	REF	REF	REF	46	12
P O	5305-467-6986	SETSCREW: RETAINER 200355 (77948)	EA	1	REF	REF	REF	REF	46	13
P O	3530-359-7556	GUIDE: THREAD, TOP 202412 (77948)	EA	1	REF	REF	REF	REF	46	14
P O	5305-467-6988	SCREW: THREAD GUIDES 200582 (77948)	EA	4	REF	REF	REF	REF	46	15
P O	3530-359-7466	GUIDE: THREAD, SIDE, LOWER 224040 (77948)	EA	1	*	*	*	*	46	16
P O	3530-359-7460	DOG: FEED, 40 ELONGATED NEEDLE HOLE, FOR NEEDLE SIZE 23 AND 24 264510 (77948)	EA	1	*	*	*	*	47	4

(1) SMR CODE	(2) FEDERAL STOCK NUMBER	(3) DESCRIPTION  USABLE ON CODE	(4) UNIT OF MEAS	(5) QTY INC IN UNIT	(6) 15-DAY ORGANIZATIONAL MAINTENANCE ALW				(7) ILLUS- TRATION	
					(a)	(b)	(c)	(d)	(a)	(b)
					1-5	6-20	21-50	51-100	FIG. NO	ITEM NO
P O	3530-359-8001	PLATE: THROAT NEEDLE 240144 (77948)	EA	1	*	*	*	*	47	5
P O	3530-359-8632	SLIDE: REAR 240003 (77948)	EA	1	*	*	*	*	47	6
P O	5305-359-8303	SCREW: THROAT PLATE 691 (77948)	EA	2	REF	REF	REF	REF	47	7
P O	5305-359-8372	SCREW: FEED DOG 200106 (77948)	EA	2	*	*	*	*	47	25
P O	3530-359-8633	SLIDE: FRONT 240004 (77948)	EA	1	*	*	*	*	47	26
P O	3530-359-7200	BOBBIN: SHUTTLE 203470 (77948)	EA	1	REF	REF	REF	REF	48	1
P O	3530-359-8081	RETAINER SPRING: FEED REGULATING AND THREAD HOOK DRIVE SHAFT STUD 240245 (77948)	EA	2	*	*	*	*	48	12
P O	5340-359-8674	SPRING: FEED REGULATING STUD 248425(77948)	EA	1	*	*	*	*	48	13
P O	5307-359-8818	STUD: FEED REGULATING 240235 (77948)	EA	1	*	*	*	*	48	14
P O	5307-359-8819	STUD: THREAD HUOK DRIVE SHAFT LOCK 240244 (77948)	EA	1	*	*	*	*	48	16
P O	5340-359-8674	SPRING: THREAD HOOK DRIVE SHAFT LOCK STUD 248425 (77948)	EA	1	REF	REF	REF	REF	48	17
P O	3530-359-7624	HOOK: THREAD 240557 (77948)	EA	1	*	*	*	*		
P O	5305-359-8359	SCREW: HOOK GIB 201253 (77948)	EA	2	REF	REF	REF	REF	48	47
P O	3530-490-8214	GIB: THREAD HOOK 203525 (77948)REF	EA	REF	REF	REF	REF		48	48
P O	5305-359-8385	SCREW: NEEDLE GUARD 201409 (77948)	EA	2	*	*	*	*	48	49
P O	3530-359-7567	GUARD: HOOK NEEDLE 240559 (77948)	EA	1	*	*	*	*	48	50
P O	3530-359-7309	CASE: BOBBIN SHUTTLE 233765 (77948)	EA	1	*	*	1	1		
P O	5305-467-6989	SCREW: TENSION SPRING 200594 (77948)	EA	1	REF	REF	REF	REF	48	51
P O	3530-359-8667	SPRING: LATCH 203474 (77948)	EA	1	*	*	*	*	48	52
PO	5305-359-8357	SCREW: TENSICN SPRING REGULATING 200984 (77948)	EA	1	REF	REF	REF	REF	49	53
P O	5360-359-8707	SPRING: FLAT, TENSION 203214 (77948)	EA	1	REF	REF	REF	REF	48	54
P O	5305-359-8883	THUNBSCREW: VIRRATING PRESSER BAR PRESSURE REGULATING 350299C (77948)	EA	1	*	*	*	*	49	1
P O	5305-359-8386	SCREW: PRESSER BAR SPRING REGULATING 201410 (77948)	EA	1	*	*	*	*	49	2
P O	3530-359-7486	EXTENSION: VIBRATING PRESSER BAR 240185 (77948)	EA	1	*	*	*	*	49	3
P O	3530-359-8672	SPRING HELICAL, COMPRESSION: VIBRATING PRESSER BAR 240188 (77948)	EA	1	*	*	*	*	49	4
P O	3530-490-7443	PRESSER BAR: VIBRATING 240183 (77948)	EA	1	*	*	*	*	49	5

(1) SMR CODE	(2) FEDERAL STOCK NUMBER	(3) DESCRIPTION  USABLE ON CODE	(4) UNIT OF MEAS	(5) QTY INC IN UNIT	(6) 15-DAY ORGANIZATIONAL MAINTENANCE ALW				(7) ILLUS- TRATION	
					(a)	(b)	(c)	(d)	(a)	(b)
					1-5	6-20	21-50	51-100	FIG. NO.	ITEM NO.
PO	5305-359-8341	SCREW: OIL GUARD 200161 (77948)	EA	1	REF	REF	REF	REF	49	6
P O	3530-359-7568	GUARD: OIL, NEEDLE BAR CONNECTING LINK 264718 (77948)	EA	1	*	*	*	*	49	7
P O	5360-359-8671	SPRING, FLAT: LIFTING PRESSER BAR 237836 (77948)	EA	1	*	*	*	*	49	8
P O	5305-359-8533	SETSCREW: LEVER HINGE STUD 200363 (77948)	EA	1	*	*	*	*	49	9
P O	5305-359-8379	SCREW: PRESSER BAR SPRING SUPPORT 200948 (77948)	EA	1	*	*	*	*	49	10
P O	3530-359-7723	LEVER: THREAD TAKE-UP 241518 (77948)	EA	1	*	*	*	*	49	11
P O	5307-359-8816	STUD: W/OIL WICK, THREAD TAKE-UP LEVER DRIVE 202399 (77948)	EA	1	*	*	*	*	49	12
P O	5307-359-8817	STUD: W/SCREW AND OIL WICK, NEEDLE BAR CONNECTING 208552 (77948)	EA	1	*	*	*	*	49	20
P O	5307-359-8794	STUD: W/ OIL WICK, LEVER HINGE 202400 (77948)	EA	1	REF	REF	REF	REF	49	21
P O	3530-359-7141	BAR: NEEDLE 240498 (77948)	EA	1	*	*	*	*	49	27
P O	3530-467-7018	GUIDE: THREAD., NEEDLE BAR 240499 (77948)	EA	1	*	*	*	*	49	28
P O	3530-678-5853	SCREW: THREAD GUIDE 200175 (77948)	EA	1	REF	REF	REF	REF	49	29
P O	5305-359-8539	SETSCREW: NEEDLE 201350 (77948)	EA	1	*	*	**		49	30
P O	3530-359-8033	PRESSER FOOT: VIBRATING, 40 NEEDLE HOLE 240518 (77948)	EA	1	*	*	*	*	49	31
P O	3530-257-2819	NEEDLE, SEWING MACHINE: TEXTILE, SIZE NO. 20, CLASS VARIETY NO. 135 X 17 135X17-20 (77948)	EA	1	2	10	20	42	49	32
P O	3530-254-3418	NEEDLE, SEWING MACHINE: TEXTILE SIZE NO. 22, CLASS VARIETY NO. 135 X 17 135X17-22 (77948)	EA	1	2	10	20	42	49	32
P O	5305-359-8382	SCREW: PRESSER FOOT 201015 (77948)	EA	1	*	*	*	*	49	33
P O	3530-355-8032	PRESSER FOOT: LIFTING 240517 (77948)	EA	1	*	*	*	*	49	34
P O	5305-359-8339	SCREW: PRESSER FOOT 200074 (77948)	EA	1	REF	REF	REF	REF	49	35
P O	3530-359-8030	PRESSER BAR: LIFTING 208566 (77498)	EA	1	*	*	*	*	49	36
P O	3530-359-7267	BUSHING: PRESSER BAR, LOWER 241352 (77948)	EA	1	*	*	*	*	49	37
P O	5305-359-8467	SCREW: SPRING BRACKET 200086 (77948)	EA	1	*	*	*	*	49	38
P O	3530-359-7746	LIFTER: PRESSER BAR 202671 (77948)	EA	1	*	*	*	*	49	39
X20		PLATE: FACE 240104 (77948)	EA	1					49	40
P O	3530-359-7953	PIN: FACE PLATE POSITIONING 202135 (77948)	EA	1	*	*	*	*	49	41
P O	5305-359-8881	THUMBSCREW: FACE PLATE 200473 (77948)	EA	1	*	*	*	1	49	42



(1) SMR CODE	(2) FEDERAL STOCK NUMBER	(3) DESCRIPTION  USABLE ON CODE	(4) UNIT OF MEAS	(5) QTY INC IN UNIT	(6) 15-DAY ORGANIZATIONAL MAINTENANCE ALW				(7) ILLUS- TRATION	
					(a)	(b)	(c)	(d)	(a)	(b)
					1-5	6-20	21-50	51-100	FIG. NO	ITEM NO
P O	5305-359-8377	SCREW: PRESSER 8AR LIFTER 200653 (77948)	EA	1	*	*	*	*	49	43
P O	3530-359-7230	BRACKET: PRESSER BAR SPRING 210949 (77948)	EA	1	*	*	*	*	49	44
P O	3530-368-7375	SPRING, HELICAL COMPRESSION: THREAD TENSION RELEASE SLIDE 240142 (77948)	EA	1	*	*	*	*	49	45
P O	3530-359-1172	BELLCRANK: VIBRATING PRESSER BAR LISTING 240205 (77948)	EA	1	*	*	*	*	49	47
P O	5305-359-8381	SCREW: BELLCRANK 200996 (77948)	EA	1	*	*	*	*	49	49
P O	5305-4617-685	SETSCREW: PRESSER BAR GUIDE 200352 (77948)	EA	1	REF	REF	REF	REF	49	50
P O	3530-359-7563	GUIDE: PRESSER BAR POSITIONING 202337 (77948)	EA	1	*	*	*	*	49	51
P O	5305-467-6985	SETSCREW: LOWER BUSHING 200352 (77948)	EA	1	REF	REF	REF	REF	49	52
P O	5305-467-6985	SETSCREW: UPPER BUSHING 200352 (77948)	EA	1	REF	REF	REF	REF	49	52
P O	3530-467-6996	BUSHING: PRESSER BAR, UPPER 207072 (77948)	EA	1	*	*	*	*	49	53
P O	3530-097-3188	SLIDE: THREAD TENSICN RELEASE 240500 (77948)	EA	1	*	*	*	*	49	58
P O	5305-368-7389	HUMBSCREW: REAR SLIDE LOCKING 200861 (77948)	EA	1	*	*	*	*		
P O	5340-359-8668	SPRING: REAR SLIDE STOP 223812 (77948)	EA	1	*	*	*	*		
P O	3530-359-8841	STOP: REAR SLIDE 223811 (77948)	EA	1	*	*	*	*		
P O	3530-359-7883	PAD: FELT OILINGCAM 223655 (77948)	EA	1	*	*	*	*		
P O	5305-359-8374	SCREW: FELT PAD 200173 (77948)	EA	1	*	*	*	*		
P O	3530-359-8064	GROUP 10-BOBBIN WINDER PULLEY 225368 (77948)	EA	3	*	*	.	1	50	1
P O	5305-359-8530	SETSCREW: PULLEY 200380 (77948)	EA	3	*	*	*	1	50	2
P O	5310-359-8877	THUMBNUIT: THREAD TENSION 201572 (77948)	EA	3	REF	REF	REF	REF	50	3
P O	3530-359-8658	SPRING, HELICAL, COMPRESSION: THREAD TENSION 13710 (77948)	EA	3	*	*	*	1	50	4
P O	3530-449-4008	DISK: THREAD TENSION 2102 (77948)	EA	6	REF	REF	REF	REF	50	5
P O	5307-359-8811	STUD: THREAD TENSION 201499 (77948)	EA	3	*	*	*	1	50	6
P O	5305-359-8364	SCREW: TENSION BRACKET 200082 (77948)	EA	3	*	*	*	1	50	7
P O	5310-359-3962	WASHER: TENSION BRACKET SCREW 228026 (77948)	EA	*	*	*	*	1	50	8
P O	3530-359-7227	BRACKET: THREAD TENSION 225461 (77948)*	EA	3	*	*	*		50	9

(1) SMR CODE	(2) FEDERAL STOCK NUMBER	(3) DESCRIPTION  USABLE ON CODE	(4) UNIT OF MEAS	(5) QTY INC IN UNIT	(6) 15-DAY ORGANIZATIONAL MAINTENANCE ALW				(7) ILLUS- TRATION	
					(a)	(b)	(c)	(d)	(a)	(b)
					1-5	6-20	21-50	51-100	FIG. NO	ITEM NO
P O	3530-35S-7508	FRAME 225453 (77948)	EA	3	*	*	*	*	50	10
P O	3510-467-7002	SPINDLE 225381 (77948)	EA	3	*	*	*	*	50	11
P O	5340-467-7004	SPRING: FPAME 225455 (77948)	EA	3	*	*	*	1	50	12
P O	3530-35S-7999	PLUNGER: FPAME SPRING 225456 (77948)	EA	3	*	*	*	1	50	13
P O	3530-35S-7951	PIN:FRAME HINGE 225454 (77948)	EA	3	*	*	*	*	50	14
P O	5307-359-8812	STUD: STOP LATCH LEVER JOINT 225459 (77948)	EA	3	*	.	*	1	50	15
P O	3530-359-7226	BRAKE: LEATHER 259428 (77948)	EA	3	*	*	*	1	50	16
P O	3530-359-7330	CLAMP: BRAKE 259429 (77948)*	EA	3	*	*		*	50	17
P O	5305-359-8365	SCREW: BRAKE CLAMP 200113 (77948)	EA	3	*	*	*	1	50	18
P O	3530-359-7720	LEVER: THUMB, STOP LATCH 225458 (77948)	EA	3	*	*	*	*	50	19
P O	5307-355-8812	STUD: STOP LATCH LEVEL HINGE 225459 (77948)	EA	3	REF	REF	REF	REF	50	20
P O	5305-359-8367	SCREW: TRIP LEVER HINGE 200299 (77948)	EA	3	*	*	*	1	50	21
P O	3530-359-7721	LEVER: TRIP, STOP LATCH 202478 (77948)	EA	3	*	*	*	*	50	22
P O	3530-467-7003	LATCH: STOP 225444 (77948)	EA	3	*	*	*	*	50	23
P O	5305-359-8363	SCREW: STUD LATCH 200056 (77948)	EA	3	*	*	*	*	50	24
GROUP 11-ONE AND TWO CONE THREAD UNWINDER										
P O	3530-359-8878	THREAD UNWINDER: TWO CONE, TEXTILE SEWING MACHINE 225258 (77948)	EA	1	*	*	*	*		
X20		ROD: THREAD GUIDE 225324 (77948)	EA	3					51	
P O	5310-359-8963	WASHER: GUIDE ROD 225322 (77948)	EA	3	*	*	*	1		
P O	3530--359-7562	GUIDE: THREAD 225391 (77948)	EA	6	*	*	1	1	51	2
P O	3530-359-7432	CUP: THREAD GUIDE POSITIONING 225326 (81100)	EA	3	*	*	*	1	51	3
P O	5310-359-7844	NUT: LOCK, GUIDE 201696 (77948)	EA	3	*	*	*	1	51	4
X20		ROD: THREAD REST 225388 (77948)	EA	3					51	5
X20		REST: ONE CONE 225259 (77948)	EA	1					51	6
P O	3530-359-7431	CUSHION: FELT, CONE REST 150203 (77948)	EA	6	*	*	1	1	51	7
X20		REST: CONE 22'257 (77948)	EA	3					51	8

(1) SMR CODE	(2) FEDERAL STOCK NUMBER	(3) DESCRIPTION  USABLE ON CODE	(4) UNIT OF MEAS	(5) QTY INC IN UNIT	(6) 15-DAY ORGANIZATIONAL MAINTENANCE ALW				(7) ILLUS- TRATION	
					(a)	(b)	(c)	(d)	(a)	(b)
					1-5	6-20	21-50	51-100	FIG. NO	ITEM NO
P O	5305-359-8531	SETSCREW: CONE REST 201018 (77948)	EA	3	*	*	*	1	51	9
X20		STAND: SPOOL REST 259658 (77948)	EA	3					51	10
P O	5305-359-8525	SETSCREW: REST ROD 200383 (77948)	EA	3	REF	REF	REF	REF	51	11
P O	5305-902-6642	SCREW, WOOD: THREAD UNWINDER, NO. 12 X 7/8 IN	EA	9	*	*	1	2	51	12
P O	3530-359-7392	CONE: WOOD, ONE AND TWO CONE THREAD UNWINDER, BUTTON SEWING MACHINE, CLUTHING SEWING MACHINE AND DARNING SEWING MACHINE 27739 (77948)	EA	15	*	*	1	2	51	13
P O	3530-359-8879	THREAD UNWINDER: ONE CONE, BUTTCN MACHINE 225260 (77948)	EA	1	*	*	*	*		
P O	3530-359-8878	THREAD UNWINDER: TWO CONE, CLOTHING SEWING MACHINE 225258 (77948)	EA	1	REF	REF	REF	REF		
P O	3530-359-8878	THREAO UNWINDER: TWO CONE, CLOTFING SEWING MACHINF 225258 (77948)	EA	6	REF	REF	REF	REF	REF	
P O	3530-359-8878	THREAD UNWINDER: TWO CONE DARNING SEWING MACHINE 225258 (77948)	EA	1	REF	REF	REF	REF		
P O	3530-359-8878	THREAD UNWINDER: TWO CONE, DARNING SEWING MACHINE 225258 (77948)	EA	1	REF	REF	REF	REF		
P O	3530-491-0036	GROUP 12-HEAVY DUTY MACHINE THREAD UNWINDER THREAD UNWINDER: THREAD TWO CONE 41823 (77948)	EA	2	*	*	*	*	52	
P O	3530-999-1052	GUARD: THREAD 60608 (77948)	EA	2	*	*	*	*	52	1
P O	3530-999-0996	ROD: THREAD GUARD 21560 (77948)	EA	2	*	*	*	*	52	2
P O	3530-359-8076	REST: CONE 225257 (77948)	EA	2	*	*	*		52	3
P O	5305-902-6642	SCREW, WOOD: THREAD UNWINDER, NO. 12 X 7/8 IN. 129410 (24617)	EA	6	REF	REF	REF	REF	52	4
P O	5305-359-8525	SETSCREW: ROD 200383 (77948)	EA	2	REF	REF	REF	REF		
P O	3530-359-7152	STAND: CONE REST 259658 (77948)	EA	2	*	*	*	*	52	5
P O	5305-359-8531	SETSCREW: REST 201018 (77948)	EA	2	REF	REF	REF	REF	52	6
P O	3530-359-7431	CUSHION: CONE REST 150203 (77948)	EA	4	REF	REF	REF	REF		
P O	353099s9-0998	SETSCREW: GUARD 330 (16293)	EA	2	*	*	*	*		
P O	3530-449-4008	DISK: TENSION, THREAD GUARD 2102 (77948)	EA	4	REF	REF	REF	REF		
P O	3530-999-1033	EYELET: TENSION, THREAD GUARD 5769 (77948)	EA	2	*	*	*	*		
P O	3530-999-0977	GUARD: THREAD TENSION 17547 (77948)	EA	2	*	*	*	*		
P O	5307-393-5051	STUD ASSEMBLY: TENSION, THREAC GUARD 42418 (77948)	EA	2	*	*	*	*		

(1) SMR CODE	(2) FEDERAL STOCK NUMBER	(3) DESCRIPTION	(4) UNIT OF MEAS	(5) QTY INC IN UNIT	(6) 15-DAY ORGANIZATIONAL MAINTENANCE ALW				(7) ILLUS- TRATION	
					(a)	(b)	(c)	(d)	(a)	(b)
					1-5	6-20	21-50	51-100	FIG. NO	ITEM NO
P.O	530-393-5161	STUD: TENSION 828C (77948)	EA	2	*	*	*	*		
P O	5310-359-8E71	THUMBNUT: TENSICN, REGULATING 1560 (77948)	EA	2	REF	REF	REF	REF		
P O	3530-999-0994	SPRING, HELICAL, COMPRESSION: TENSION THREAD GUARD 2103 (77948)	EA	2	*	*	*	*		
P O	3530-359-8886	GROUP 13-THREE CONE THREAD UNWINDER THREAD UNWINDER: THREE CCNE, OVEREDGE MACHINE 151031 (77948)	EA	1	*	*	*	*	53	
P O	3530-359-7580	GUIDE: THREAD, UPPER 151028 (77948)	EA	2	*	*	*	*	53	1
P O	5305-359-8507	SETSCREW: GUIDE 453 (77948)	EA	4	REF	REF	REF	REF	53	2
P O	3530-359-7625	HOLDER: UPPE0 THREAD GUIDE 151029 (77948)	EA	1	*	*	.	*	53	3
X20		ROD: THREAD GUIDE 151030 (77948)	EA	1					53	4
X20		ROD: CONE REST 151024 (77948)	EA	1					53	5
P O	5305-467-6890	SETSCREW: CONE REST 858 (77948)	EA	1	REF	REF	REF	REF	53	6
X20		REST: CONE THREAD 151023 (77948)	EA	1					53	7
P O	3530-359-7579	GUIDE: THREAD, LOWER 151026 (77948)	EA	1	*	*	*	*	53	8
P O	5305-359-8556	SETSCREW: REST ROD 1122 (77948)	EA	2	*	*	*	*	53	9
X20		STAND: SPOOL REST 151025 (77948)	EA	1					53	10
P O	3530-359-7431	CUSHION: FELT, CONE REST 150203 (77948)	EA	3	REF	REF	REF	REF	53	11
X20		SUPPCRT: LOWER THREAD GUIDE 151027 (77948)	EA	1					53	12
P O	5305-359-8557	SETSCREW: LOWER THREAD GUIDE 50311 (77948)	EA	1	*	*	*	*	53	13
P O	5305-902-6642	SCREW, WOOD: THREAD UNWINDOER, NO. 12 X 7/8 IN.	EA	3	REF	REF	REF	REF	53	14
P O	3530-359-7392	CONE: WOOD, THREAD UNWINDER 27739 (77948)	EA	3	REF	REF	REF	REF	53	15
		GROUP 14-FOLDING TABLE								
P O	7195-474-5859	TABLE ASSEMBLY: WIFOLDING LEGS 6-1-1117 (81337)	EA	2	*	*	*	*	54	1
X20		LEG ASSEMBLY: TABLE 6-1-1114ITEM23-2T023-12 (81337)	EA	4					54	2
P O	5310-550-0777	NUT,PLAIN, HEXAGON: LEG SCREW, 1/4 IN.-20 N535690-402 (96906)	EA	8	*	*	1	2		
P O	5305-958-5248	SCREW, MACHINE: LEG, 1/4 IN.-20 BY L-1/2 IN. MS35239-92 (96906)	EA	*	*	*	1	2		

(1) SMR CODE	(2) FEDERAL STOCK NUMBER	(3) DESCRIPTION  USABLE ON CODE	(4) UNIT OF MEAS	(5) QTY INC IN UNIT	(6) 15-DAY ORGANIZATIONAL MAINTENANCE ALW				(7) ILLUS- TRATION	
					(a)	(b)	(c)	(d)	(a)	(b)
					1-5	6-20	21-50	51-100	FIG. NO	ITEM NO
P O	5305-265-4478	SCREW, WOOD: LEG, NO. 9 BY 3/4 IN. MS35495-79 (96906)	EA	8	*	*	1	2		
P O	5310-5B2-5965	WASHER LOCK: LEG SCREW, 1/4 1N MS3533-44 (96906)	EA	8	*	*	1	2		
P O	5305-249-2686	SCREW, WOOD: TABLE TOP, NO. 7 BY 3/4 IN MS35494-46 (96906)	EA	120	REF	REF	REF	REF		
GROUP 15-ATTACHING MACHINE										
P O	5120-293-0269	ATTACHING MACHINE: TACK BUTTON, HAND 24578D177 (03961)	EA	1	*	*	*	*	55	1
P O	5120-322-6189	DIE: TACK BUTTON, LOWER 17 (53705)	EA	1	*	*	*	*	55	2
P O	5120-322-6138	DIE: TACK BUTT'IN, LOWER 14 (53705)	EA	1	*	*	*	*	55	3
P O	5120-322-6190	DIE: TACK BUTTON UPPER, CLOSED 27CLOSED (53705)	EA	1	*	*	*	*	55	4
P O	5120-900-8324	DIE: TACK BUTTON, UPPER, OPEN A4701177 (17162)	EA	1	*	*	*	*	55	5
P O	5305-043-6738	SCREW, MACHINE: ATTACHING MACHINE, NO. 10-24 BY 1-1/2 IN. MSS35225-69 (96906)	EA	4	*	*	*	1	55	6
P O	5310-012-0361	NUT, PLAIN, HEXAGLN.: ATTACHING MACHINE SCREW, NO. 10-24 MS35649-102 (96506)	EA	4	REF	REF	REF	REF	55	7
P O	5310-809-4058	WASHER, FLAT: ATTACHING MACHINE SCREW, 1/4 IN. M15795-210 (96906)	EA	4	*	*	*	1	55	8
GROUP 16-GROMMET PRESS										
P O	5120-244-9198	PRESS, GROMMET: W/CHUCKS AND DIES, LEVER TYPE N100 (61864)	EA	1	*	*	*	*	56	1
P O	5120-144-2100	DIE EYELET: SEGME 1587 (61864)	EA	*	*	*	*	*	56	2
P O	5120-351-5594	CHUCK, SOCKET: MINIATURE LIFT DOT 9740 (61864)	EA	1	*	*	*	*	56	3
P O	5120-350-5517	TOOL, FASTENER: STUD, MINIATURE LIFT DOT 94471 (61864)	EA	1	*	*	*	*	56	4
P O	5120-357-5596	CHUCK STUD: SEGME 9219 (61864)	EA	*	*	*	*	*	56	5
P O	5120-144-2087	CHUCK, SOCKET: SEGME 1580 (61864)	EA	1	*	*	*	*	56	6
P O	5120-359-6503	DIE: SEGME, BUTTCN FASTENER TOOL 9182 (61864)	EA	1	*	*	*	*	56	7
P O	5120-449-3745	DIE, WISHER, FASTENER: TOOL 9454 (61864)	EA	1	*	*	*	*	56	8
P O	5120-449-3744	DIE: BABY, DURABLE EYELET 1488 (61864)	EA	1	*	*	*	*	56	9
P O	5120-357-5752	DIE, CLINCH PLATE: MINIATURE LIFT DOT 9471 (61864)	EA	1	*	*	*	*	56	10

(1) SMR CODE	(2) FEDERAL STOCK NUMBER	(3) DESCRIPTION  USABLE ON CODE	(4) UNIT OF MEAS	(5) QTY INC IN UNIT	(6) 15-DAY ORGANIZATIONAL MAINTENANCE ALW				(7) ILLUS- TRATION	
					(a)	(b)	(c)	(d)	(a)	(b)
					1-5	6-20	21-50	51-100	FIG. NO	ITEM NO
P O	5310-012-0361	NUT, PLAIN HEXAGON: GROMMET PRESS SCREW, NO. 10-24 MS35649-102 (96906)	EA	2	REF	REF	REF	REF		
P O	5305-043-6738	SCREW MACHINE: GROMMET PRESS, NO. 10-24 BY 1-1/2 IN. MS35225-69 (96906)	EA	2	REF	REF	REF	REF		
P O	5310-809-4058	WASHER, FLAT: GROMMET PRESS SCREW, 1/4 IN MS15795-210 (96906)	EA	2	REF	REF	REF	REF		
		GROUP 17-BUTTON SEWING MACHINE								
P OR	3530-570-5445	SEWING MACHINE, INDUSTRIAL: W/O STAND, BUTTON 175-62 (77948)	A EA	1	*	*	*	*	57	1
P O	3530-359-8851	TAILE: WOVD, BUTT/N MACHINE STAND 6-1-1197PC25 (81337)	A EA	1	*	*	*	*	57	2
P O	3530-355-7995	PLATE: THREAD NIPPER 175174 (77948)	A EA	1	*	*	*	*	59	1
P O	5305-359-8332	SCREW: THREAD NIPPER HEAD 140045 (77948)	A EA	1	*	*	*	*	59	2
P O	5305-467-6879	SCREW: THREAD NIPPER, PLATE 160 (77948)	A EA	1	*	*	*	*	59	3
P O	5310-359-8959	WASHER: PLATE SCREW 175175 (77948)	A EA	1	.	.	*	*	59	4
P O	3530-359-7603	HEAD: THREAD NIPPER 175173 (77948)	A EA	1	*	*	*	*	59	5
P O	5307-359-8791	STUO: STATIONARY THREAD TENSION 175169 (77948)	A EA	1	*	*	*	*	59	14
P O	3530-359-7447	DISK: THREAD TENSION 17510 (77948)	A EA	4	*	*	*	1	59	15
P O	3530-359-8658	SPRING, HELICAL, COMPRESSION: STATIONARY THREAD TENSICIN 13710 (77948)	A EA	1	REF	REF	REF	REF	59	16
P O	5310-359-8871	THUMBNU: TENSION STUDS 1560 (77948)	A EA	2	REF	REF	REF	FEF	59	17
P O	5340-359-8662	SPRING: AUTOMATIC THREAD TENSION 125314 (77948)	A EA	1	*	*	*	*	59	18
P O	3530-359-7448	DISK: AUTOMATIC THREAD TENSION RELEASE 175522 (77948)	A EA	1	*	*	*	*	59	19
P O	5307-359-8790	STUD: AUTCMATIC THREAD TENSION 175166 (77948)	A EA	1	*	*	*	*	59	20
P O	5305-359-8329	SCREW: PULLEY 140037 (77948)	A EA	1	*	*	*	*	59	28
P O	3530-359-8063	PULLEY: DRIVE2 3/4 IN. DIA 175140 (77948)	A EA	1	*	*	*	*	59	29
P O	5310-359-7837	NUT: SCREW 51655 (77943)	A EA	1	*	*	*	*	59	30
P O	5305-359-8288	SCREW: FACE PLATE 120 (77948)	A EA	2	*	*	*	*	60	1
P O	3530-245-7997	NEEDLE, SEWING MACHINE: BUTTON, SIZE NO. 16, CLASS VARIETY NO. 175 X 3 175X3-16 (77948)	A EA	1	2	10	20	42	60	22
P O	3530-245-8026	NEEDLE, SEWING MACHINE: BUTTON, SIZE NO. 18CLASS VARIETY NO. 175 X 3 175X3-18 (77948)	A EA	1	2	10	20	42	60	22

(1) SMR CODE	(2) FEDERAL STOCK NUMBER	(3) DESCRIPTION  USABLE ON CODE	(4) UNIT OF MEAS	(5) QTY INC IN UNIT	(6) 15-DAY ORGANIZATIONAL MAINTENANCE ALW				(7) ILLUS- TRATION		
					(a)	(b)	(c)	(d)	(a)	(b)	
					1-5	6-20	21-50	51-100	FIG. NO	ITEM NO	
P O	3530-245-8001	NEEDLE, SEWING MACHINE: BUTTON, SIZE NO. 18, CLASS VARIETY NO. 115 X 7 175X7-18 (77948)	A	EA	1	2	10	20	42	60	27
P O	5305-359-8520	SETSCREW: NEEDLE 200125 (77948)	A	EA	1	REF	REF	REF	REF	60	23
X2O		PLATE ASSEMBLY: FACE 175772 (77948)	A	EA	1						
P O	5305-467-6886	SETSCREW: THREAD RETAINER STUD 624 (77948)	A	EA	1	*	*	*	*	60	31
X2O		CCLLAR: LOWER GJIDE PLATE SPACING 175063 (77948)	A	EA	1					60	32
P O	3530-467-6991	RCLLER: THREAD, LCWER PLATE 202098 (77948)	A	EA	1	*	*	*	*	60	33
P O	3530-359-7937	PIN: THREAD ROLLER 175065 (77948)	A	EA	1	*	*	*	*	60	34
P O	3530-467-6954	PLATE: THREAD GUIDE, LOWER 175062 (77948)	A	EA	1	*	*	*	*	60	35
P O	5305-467-6880	SCREW: LOWER PLATE 185 (77948)	A	EA	1	*	*	*	*	60	36
P O	3530-359-7558	GUIDE: THREAD, PLATE UPPER 175066 (77448)	A	EA	1	*	*	*	*	60	37
P O	5305-359-8314	SCREW: GUIDE PLATE 1492 (77948)	A	EA	1	*	*	*	*	60	39
P O	3530-359-7994	PLATE: THREAO GUIDE 175100 (77948)	A	EA	1	*	*	*	*	60	40
P O	3530-359-8125	RCLLER: THREAD GUIDE PLATE 115101 (77948)	A	EA	1	*	*	*	*	60	41
P O	5305-467-6879	SCREW: HINGE STUD 160 (77948)	A	EA	1	REF	REF	REF	REF	60	42
X2O		COVER: SIDE ARM, RIGHT 175009 (77948)	A	EA	1	*	*	*	*	61	1
P O	3530-355-7561	GUIDE: THREAD FRONT 175172 (77948)	A	EA	1	*	*	*	*	61	2
P O	3530-359-7559	GUIDE: THREA.D, AUTOMATIC THREAD TENSION AND THREAD PULL-OFF 115167 (77948)	A	EA	3	*	*	*	1	61	3
P O	3530-355-7947	PIN: THREAD NIPPER THREAD GUIDE, THREAD TENSION DISK 1175161 (77948)	A	EA	*	*	*	*	1	61	4
P O	5305-359-8298	SCREW: COVER 230 (77948)	A	EA	2	*	*	*	*	61	5
X2O		COVER: SIDE ARM, LEFT 175008 (77948)	A	EA	1					61	6
P O	3530-359-7560	GUIDE: THREAD REAR 175171 (77948)	A	EA	1	*	*	*	*	61	7
P O	5310-359-7833	NUT: LOCK COVER STUD 51649 (77948)	A	EA	2	REF	REF	REF	REF	61	8
P O	5307-359-8792	STUD, PLAIN: COVER, LONG 175010 (77948)	A	EA	1	*	*	*	*	61	9
X2O		THUMBNUIT: COVER STUD 51650 (77948)	A	EA	2					61	10
X2O		PIN: END COVER SPRING HOOK 175017 (77948)	A	EA	1					61	16
P O	3530-467-6971	PULL-OFF: THREAD, FRCNT 175188 (77948)	A	EA	1	*	*	*	1	62	1

(1) SMR CODE	(2) FEDERAL STOCK NUMBER	(3) DESCRIPTION  USABLE ON CODE	(4) UNIT OF MEAS	(5) QTY INC IN UNIT	(6) 15-DAY ORGANIZATIONAL MAINTENANCE ALW				(7) ILLUS- TRATION		
					(a)	(b)	(c)	(d)	(a)	(b)	
					1-5	6-20	21-50	51-100	FIG. NO	ITEM NO	
P O	5305-359-8510	SETSCREW: THREAD PULL-CFFS 1120 (77948)	A	EA	2	*	*	*	1	62	2
P O	3530-467-6970	PULL-OFF: THREAD REAR 175186 (77948)	A	EA	1	*	*	*	1	62	5
P O	5305-407-6879	SCREW: ARM STOP PLATE 160 (77948)	A	EA	2	REF	REF	REF	REF	62	13
P O	5310-467-6547	WASHER: STOP PLATE SCREW 175032 (77948)	A	EA	2	REF	REF	REF	REF	62	14
P O	3530-359-7988	PLATE: LIFTING RCO ARM STOP 175049 (77948)	A	EA	1	*	*	*	*	62	15
P O	5305-359-8293	SCREW: LIFTING CHAIN 190 (77948)	A	EA	2	REF	REF	REF	REF	62	23
P O	5305-359-8869	THUMBSCREW: LIFTING CHAIN 51224 (77948)	A	EA	1	REF	REF	REF	REF	62	24
P O	3530-359-7318	CHAIN: W/HOOK, LIFTING 175713 (77948)	A	EA	1	*	*	*	1	62	25
P O	3530-467-6958	LOOPER: THREAD 175085 (77948)	A	EA	1	*	*	*	*	63	1
P O	5305-467-6885	SETSCREW: LOOPER 458 (77948)	A	EA	1	REF	REF	REF	REF	63	2
P O	3530-359-7379	COVER: END 175013 (77948)	A	EA	1	*	*	*	*	63	12
P O	5340-359-8703	SPRING: END COVER 175016 (77948)	A	EA	1	*	*	*	*	63	14
X20		COVER: W/OIL TUBES, TOP REAR 115862 (77948)	A	EA	1	*	*	*	*	64	1
P O	5305-359-8320	SCREW: TOP REAR COVER 140018 (77948)	A	EA	2	*	*	*	*	64	2
P O	5305-359-8297	SCREW: PLATE HOLDER 227 (77948)	A	EA	2	*	*	*	*	64	3
P O	5304-359-8664	SPRING: FEED PLATE 175589 (77948)	A	EA	1	*	*	*	*	64	4
P O	3530-353-7997	PLATE: W/STUDS, FLED 7115685 (77948)	A	EA	1	*	*	*	*	64	5
P O	5305-467-6883	SCREW: SPRING, REGULATOR END 228 (77948)	A	EA	1	*	*	*	*	64	12
P O	5340-467-6957	SPRING: FLED PLATE CARRIER REGULATOR 175083 (77948)	A	EA	1	*	*	*	*	64	18
P O	5305-467-6879	SCREW: SPRING, BED END 160 (77948)	A	EA	1	REF	REF	REF	REF	64	19
X20		COVER: TOP, FRCNT 175020 (77948)	A	EA	1					64	21
P O	3530-351-7196	PLATE: NEEDLE 175483 (77948)	A	EA	1	*	*	*	*	64	22
P O	5305-359-8321	SCREW: NEEDLE PLATE 140019 (77948)	A	EA	2	*	*	*	*	64	23
P O	5305-359-8321	SCREW: FRONT COVER 140019 (77948)	A	EA	4	REF	REF	REF	REF	64	24
P O	5305-359-8330	SCREW: CRANK ACJUSTING 140039 (77948)	A	EA	1	*	*	*	*	65	6
P O	5340-026-0375	SPRING: STARTING LEVER 175832 (77948)	A	EA	*	*	*	*	1	65	7
P O	5305-026-0374	SCREW: STARTING LEVER STOP 141 (77948)	A	EA	1	REF	REF	REF	REF	65	8



(1) SMR CODE	(2) FEDERAL STOCK NUMBER	(3) DESCRIPTION  USABLE ON CODE	(4) UNIT OF MEAS	(5) QTY INC IN UNIT	(6) 15-DAY ORGANIZATIONAL MAINTENANCE ALW				(7) ILLUS- TRATION		
					(a)	(b)	(c)	(d)	(a)	(b)	
					1-5	6-20	21-50	51-100	FIG. NO	ITEM NO	
P O	5310-359-7850	NUT: STOP SCREW 1637 (77948)	A	EA	1	REF	REF	REF	REF	65	9
P O	5305-026-0373	SCREW: LEVER HINGE 933 (77948)	A	EA	*	*	*	*	*	65	11
P O	5305-359-8513	SETSCREW: HOLDER 5058 (77948)	A	EA	1	*	*	*	*	65	14
P O	5305-359-8518	SETSCREW: HOLDER 140078 (77948)	A	EA	1	*	*	*	*	65	15
P O	5310-359-7833	NUT: LOCK HDLOER SETSCREW 51649 (77948)	A	EA	1	REF	REF	REF	REF	65	16
X20		HOLDER: DRIVE PULLEY SHIFTER 175146 (77948)	A	EA	1					65	17
P O	5305-359-8311	SCREW: PULLEY SHIFTER 1178 (77948)	A	EA	1	*	*	*	*	65	18
P O	3530-467-6964	SHIFTER: DRIVE PULLEY 175145 (77948)	A	EA	1	*	*	*	*	65	19
P O	5305-359-8516	SETSCREW: CUSHION SPRING 140040 (77948)	A	EA	2	*	*	*	*	65	20
P O	5340-467-6965	SPRING: STOP DOG CUSHION 175151 (77948)	A	EA	1	*	*	*	*	65	21
P O	3530-359-7614	HOLDER: BED STGP DOG 175152 (77948)	A	EA	1	*	*	*	*	65	22
P O	5310-359-7832	NUT: ADJUSTING SCREW 1747 (77948)	A	EA	1	*	*	*	*	65	27
P O	5305-359-8870	THUMBSCREW: PRE8SURF REGULATING 140023 (77948)	A	EA	1	*	*	*	*	66	1
P O	5310-359-7831	NUT LOCK: THUMBSCREW 1722 (77948)	A	EA	1	REF	REF	REF	REF	66	2
P O	5305-359-8336	SCREW: BEARING, PRESSER BAR 175054 (77948)	A	EA	1	*	*	*	*	66	3
P O	5305-467-6887	THUMBSCREW: ADJUSTING LEVER 680 (77948)	A	EA	1	*	*	*	*	66	6
P O	5310-467-6947	WASHER: LEVER THUMBLASCREW 175032 (77948)	A	EA	2	REF	REF	REF	REF	66	7
X20		LEVER: CLAMP ADJUSTING 175031 (77948)	A	EA	1					66	8
X20		ARM: BUTTON CLAMP 175806 (77948)	A	EA	1					66	9
P O	5315-407-6948	PIN: ARM, HINGE 175034 (77948)	A	EA	1	*	*	*	*	66	13
P O	5340-467-6949	SPRING: CLOSING 175040 (77948)	A	EA	1	*	*	*	*	66	14
X20		HANDLE: SPREADER 175058 (77948)	A	EA	1					66	17
P O	5305-359-8313	SCREW: SPREADER HANDLE 1472 (77948)	A	EA	2	*	*	*	*	66	18
P O	5305-467-6939	SCREW: CLAMP HINGES 140020 (77948)	A	EA	2	*	*	*	*	66	19
X20		CLAMP: BUTTON LEFT 175021 (77948)	A	EA	1					66	20
P O	3530-359-7329	CLAMP: BUTTON, RIGHT 175028 (77948)	A	EA	1	*				66	21
P O	5305-467-6940	SCREW: CLAMPS 140021 (77948)	A	EA	2	*	*	*	*	66	22

(1) SMR CODE	(2) FEDERAL STOCK NUMBER	(3) DESCRIPTION	(4) UNIT OF MEAS	(5) QTY INC IN UNIT	(6) 15-DAY ORGANIZATIONAL MAINTENANCE ALW				(7) ILLUS- TRATION		
					(a)	(b)	(c)	(d)	(a)	(b)	
					1-5	6-20	21-50	51-100	FIG. NO	ITEM NO	
		<b>REF NUMBER &amp; MFR CODE</b>	<b>USABLE ON CODE</b>								
P O	5315-467-6576	PIN: SPRINGS 175622 (77948)	A	EA	2	*	*	*	*	66	23
P O	5340-467-6943	SPRING: BUTTON CLAMP, LEFT 1175026 (779483)		EA	1	*	*	*	*	66	24
P O	5305-467-6883	SCREW: SPRINGS 226 (77948)	A	EA	2	REF	REF	REF	REF	66	25
P O	5340-467-6945	SPRING: BUTTON CLAMP, RIGHT 115030 (77948)	A	EA	1	*	*	*	*	66	26
P O	3531-359-7384	COLLAR: PRESSER BAR 175053 (77948)	A	EA	1	*	*	*	*	66	31
P O	5305-467-6885	SETScrew: PRESSER BAR COLLAR 458 (77948)	A	EA	1	REF	REF	REF	REF	66	32
P O	5305-013-0145	SCREW, WOOD: BUTTON MACHINE, NO. 14 X 7/8 IN		EA	4	*	*	*	1		
P O	5307-359-8807	STUD: FEED PLATE SPPING 175590 (77948)	A	EA	2	*	*	*	*		
		<b>GROUP 18-ELECTRICAL SWITCHES, CABLES WIRING, LAMPS AND OUTLETS</b>									
P O	3530-999-1080	SWITCH: SEWING MACHINE MOTOR, HEAVY-DUTY 996125 (77948)		EA	2	*	*	*	1		
P O	3530-999-1060	CAPACITOR: SWITCH 995242 (77948)		EA	2	*	*	1	1		
P O	5930-359-5530	SWITCH: SEWING MACHINE MOTOR (ALL MODELS) 797336 (77948)		EA	8	*	*	1	2		
P O	5305-359-7485	SCREW, MACHINE: SWITCH FFS91TYPE2 (81348)	A	EA	16	*	1	2	3		
P O	5935-359-6030	BOX: W/RECEPTACLE, SEWING MACHINE TABLE, CLOTHING, BUTTON, DARNING, OVEREDGE AND TEXTILE MACHINES SER48782 (77948)		EA	12	*	*	*	1		
X20		BRACKET: LAMP, CLOTHING MACHINE 19433L (77948)		EA	2						
X20		BRACKET: LAMP DARNING MACHINE 194628 (77948)		EA	2						
X20		BRACKET: LAMP OVEREDGE MACHINE 194463 (77948)		EA	1						
X20		BRACKET: LAMP, TEXTILE MACHINE 194358 (77948)		EA	1						
X20		BRACKET: LAMP, BUTTON MACHINE 194396 (77948)	A	EA	1						
P O	6150-359-6144	CABLE: POWER, 2 CONDUCTOR, SEWING MACHINE MOTOR, 15 FT (ALL MODELS) A4701225 (17162)		EA	14	*	*	1	1		
P O	3530-906-8063	CABLE: W/2 DUPLEX OUTLETS, POWER, 2 CONDUCTOR, NO.10 STRANDED, RUBBER COVERED 25 FT. B5701B68 (17162)		EA	6	*	*	*	1		
P O	5975-245-1675	CONDULET: 2 GANG SINGLE OUTLET FS22 (15235)		EA	6	*	*	*	1		
P O	5935-296-8560	CONNECTOR, PLUG, ELECTRICAL: MALE, TWIST LOCK 7546 (74545)		EA	6	*	*	*	1		
P O	5971-296-2862	COVER: 2 GANG OUTLET S232 (15235)		EA	6	*	*	*	1		
P O	5935-257-9337	OUTLET: DUPLEX, 15 AMP, 125V 9575 (74545)		EA	12	*	*	1	1		

(1) SMR CODE	(2) FEDERAL STOCK NUMBER	(3) DESCRIPTION  USABLE ON CODE	(4) UNIT OF MEAS	(5) QTY INC IN UNIT	(6) 15-DAY ORGANIZATIONAL MAINTENANCE ALW				(7) ILLUS- TRATION	
					(a)	(b)	(c)	(d)	(a) FIG. NO	(b) ITEM NO
					1-5	6-20	21-50	51-100		
P O	3530-906-8064	CABLE: W/3 DUPLEX OUTLETS, POWER 3 CUNDOUCTOR, NO. 10 STRANDED, RU3BtR COVEREDO 25 FT. 85701867 (17162)	EA	2	*	*	*	*		
P O	5975-359-6031	CONDULET: 3 GANG, SINGLE OUTLET FS23 (15235)	EA	2	*	*	*	*		
P O	5975-825-4462	CONNECTOR: WATERTIGHT 2535 (59730)	EA	8	*	*	*	*		
P O	5975-901-6755	COVER: CONDULET 3 GANG, MODIFIED B5701560 (17162)	EA	2	*	*	*	*		
P O	5935-259-3326	RECEPTACLE: 2 WIRE, TWIST LOCK 7535 (74545)	EA	6	*	*	*	1		
P O	6230-615-5384	CORD: WISIOE OUTLET LIGHT 25 FT 6-1-1111ITEM27-18TO27-20 (81337)	EA	8	*	*	*	1		
P O	5935-359-6038	CAP: PLUG, MALE 1421 (79409)	EA	8	*	*	*	1		
P O	6240-143-3094	LAMP INCANDESCENT: ROUGH SERVICE, LOO W, 115 V	EA	4	1	3	5	10		
P O	6250-848-6098	LAMP: W/BACKET, COMPLETE, HEAVY-DUTY MACHINE DLF4-1 (77948)	EA	2	*	*	*	*		
X20		BRACKET: LAMP 194358 (77948)	EA	2						
P O	6240-359-7286	LAMP INCANDESCENT 194344 (77948)	EA	2	1	3	5	10		
P O	3530-346-5392	LENS: LAMP 195006 (77948)	EA	2	*	*	*	1		
X20		REFLECTOR: LAMP 19500B (77948)	EA	2						
X20		RING, RETAINING: LAMP LENS 194645 (77948)	EA	2						
P O	3530-346-5391	LAMP: W/O BRACKET, CLOTHING, BUTTON, DARNING, OVEREOGE AND TEXTILE MACHINES SER49853 (77948)	EA	12	*	*	1	1		
P O	6240-359-7286	LAMP, INCANDESCENT 1618 (24446)	EA	12	REF	REF	REF	REF		
P O	3530-346-5392	LENS: LAMP 195006 (77948)	EA	12	REF	REF	REF	REF		
X20		REFLECTOR: LAMP 195008 (77948)	EA	12						
X20		RING RETAINING: LENS 194645 (77948)	EA	12						
GROUP 19-SEWING MACHINE STANDS										
P O	3530-359-8797	STAND: FOLDING CLOTHING SFWING MACHINE 6-1-1136 (81337)	EA	1	*	*	*	*		
P O	3530-359-8797	STAND: FOLDING OARNING SEWING MACHINE 6-1-1136 (81337)	EA	1	REF	REF	REF	REF		
P O	3530-359-8797	STAND: FOLDING OVEREOGE SEWING MACHINE 6-1-1136 (81337)	EA	1	REF	REF	REF	REF		
P O	3530-359-8797	STAND: FOLDING TEXTILE SEWING MACHINE 61-1-1136 (81337)	EA	1	REF	REF	REF	REF		
P O	3530-359-8798	STAND: FOLDING, BUTTON MACHINE SER187061 (77948)	EA	1	*	*	*	*		

(1) SMR CODE	(2) FEDERAL STOCK NUMBER	(3) DESCRIPTION  USABLE ON CODE	(4) UNIT OF MEAS	(5) QTY INC IN UNIT	(6) 15-DAY ORGANIZATIONAL MAINTENANCE ALW				(7) ILLUS- TRATION	
					(a)	(b)	(c)	(d)	(a)	(b)
					1-5	6-20	21-50	51-100	FIG. NO	ITEM NO
P O	3530-382-8267	BRACE: CROSS MACHINE FOLDING STAND LEG SER182273 (77948)	EA	12	*	1	1	3		
P O	5310-359-7823	NUT WING: BRACE BOLT 1764 (25734)	EA	24	*	1	3	5		
P O	5306-317-3117	BOLT: BRACE SER182274 (77948)	EA	24	*	1	3	5		
P OR	3530-941-3642	GROUP 20-SEWING MACHINE CLOTHING (331K1(11 SEWING MACHINE, CLOTHING: WID/O TABLE 331K1 (77948)	EA	6	*	*	1	1		
P O	3530-9S9-5059	CLAMP 143328 (77948)	A EA	1	*	*	1	1	67	10
X20		GUARD 143327 (77948)	A EA	1					67	11
P O	3530-999-5058	SCREW 140119-830 (77948)	A EA	1	*	1	1	2	67	12
P O	5305-192-0493	SCREW 665-809 (77948)	A EA	1	*	1	1	2	67	13
P O	3530-359-8025	BAR 12391 (77948)	A EA	1	REF	REF	REF	REF	67	15
P O	5310-467-6903	WASHER 11170 (77948)	A EA	1	REF	REF	REF	REF	67	16
P O	5305-192-0423	SCREW 766-804 (77948)	A EA	1	1	1	1	2		
P O	3530-359-7222	BRACKET 20059 (77948)	A EA	1	REF	REF	REF	REF	67	18
P O	5305-192-0473	SCREW 766-804 (77948)	A EA	1	1	1	1	2	67	19
P O	5305-359-8507	SCREW 453-830 (77948)	A EA	1	REF	REF	REF	REF	67	21
P O	3530-449-3981	BOBBIN 2996 (77948)	A EA	1	REF	REF	REF	REF	67	22
P O	5310-467-6987	NUT 1520-813 (77948)	A EA	1	REF	REF	REF	REF	67	23
P O	5305-467-6800	SCREW 689-803 (77948)	A EA	1	*	1	2	3	67	25
P O	3530-999-5057	FOOT 161066 (77948)	A EA	1	*	*	*	*	67	31
X20		PIN 62527 (77948)	A EA	1						
X20		SHANK 62926 (77948)	A EA	1						
X20		PLATE 161065 (77948)	A EA	1						
X20		SPRING 161160 (77948)	A EA	1						
P O	3530-359-7457	DOG 149603 (77948)	A EA	1	REF	REF	REF	REF	67	32
P O	3530-678-5852	SCREW 208-830 (77948)	A EA	2	REF	REF	REF	REF	67	33
P O	5305-359-8869	SCREW 51224-818 (77948)	A EA	1	REF	REF	REF	REF	67	34

(1) SMR CODE	(2) FEDERAL STOCK NUMBER	(3) DESCRIPTION  USABLE ON CODE	(4) UNIT OF MEAS	(5) QTY INC IN UNIT	(6) 15-DAY ORGANIZATIONAL MAINTENANCE ALW				(7) ILLUS- TRATION		
					(a)	(b)	(c)	(d)	(a)	(b)	
					1-5	6-20	21-50	51-100	FIG. NO	ITEM NO	
P O	3530-359-7551	GUARD 139615 (77948)	A	EA	1	REF	REF	REF	REF	67	36
P O	5305-467-6882	SCREW 225-806 (77948)	A	EA	1	REF	REF	REF	REF	67	37
P O	5305-359-8296	SCREW ARM SIDE CAP 219-809 (77948)	A	EA	1	REF	REF	REF	REF	68	1
P O	3530-359-7299	CAP ARM SIDE 12480 (77948)	A	EA	1	REF	REF	REF	REF	68	2
X20		SCREW 355-813 (77948)	A	EA	2					68	17
P O	3530-359-7552	GUIDE 52239 (77948)	A	EA	2	REF	REF	REF	REF	68	18
P O	5305-359-8869	SCREW 51224-818 (77948)	A	EA	1	REF	REF	REF	REF	68	19
P O	5310-199-1777	WASHER 8879 (77948)	A	EA	1	*	*	*	*	68	20
P O	3530-359-8079	RETAINER 52454 (77948)	A	EA	1	REF	REF	REF	REF	68	21
P O	5305-467-6886	SCREW 624-830 (77948)	A	EA	1	REF	REF	REF	REF	68	27
P O	3530-179-6826	TENSION REGULATOR 139738 (77948)	A	EA	1	*	*	*	*	68	26
P O	3530-359-8660	SPRING 43946 (77948)	A	EA	1	REF	REF	REF	REF	68	28
P O	3530-359-7932	PIN 32574 (77948)	A	EA	1	REF	REF	REF	REF	68	29
P O	5360-253-1491	SPRING 147152 (77948)	A	EA	1	*	*	1	2	68	30
P O	3530-449-4008	DISK 2102 (77948)	A	EA	2	REF	REF	REF	REF	68	31
P O	3530-222-0094	DISK 147151 (77948)	A	EA	1	*	*	*	*	68	32
P O	3530-359-8073	REGULATOR 7336 (77948)	A	EA	1	REF	REF	REF	REF	68	33
P O	5305-391-8961	STUD 44141 (77948)	A	EA	1	*	1	2	3	68	34
P O	3530-245-7831	NEEDLE, SEWING 16X87-14 (77948)	A	EA	1	*	*	*	*	68	35
P O	3530-254-3446	NEEDLE SEWING 16X8718 (77948)	A	EA	1	*	*	*	*	68	35
P O	3530-257-2812	NEEDLE, SEWING 16X8721 (77948)	A	EA	1	*	*	*	*	68	35
X20		COVER 139712 (77948)	A	EA	1					65	36
P O	5305-359-8291	SCREW 144-803 (77948)	A	EA	1	REF	REF	REF	REF	69	3
P O	5305-192-0481	SCREW 140784-803 (77948)	A	EA	1	*	*	*	*	69	29
P O	5310-199-1754	WASHER 139723 (77948)	A	EA	1	*	*	1	1	69	30
X20		SCREW 50027-819 (77948)	A	EA	2					69	42
P O	5305-192-0482	SCREW 140837-818 (77948)	A	EA	1	*	*	1	1	69	43

(1) SMR CODE	(2) FEDERAL STOCK NUMBER	(3) DESCRIPTION  USABLE ON CODE	(4) UNIT OF MEAS	(5) QTY INC IN UNIT	(6) 15-DAY ORGANIZATIONAL MAINTENANCE ALW				(7) ILLUS- TRATION		
					(a)	(b)	(c)	(d)	(a)	(b)	
					1-5	6-20	21-50	51-100	FIG. NO	ITEM NO	
X20		INDICATOR 166019 (77948)	A	EA	1					69	44
X20		PULLEY 139725 (77948)	A	EA	1					69	56
P O	3530-999-1083	SCREW 50083-830 (77948)	A	EA	2	REF	REF	REF	REF	69	57
X20		PLATE, STITCH INDICATOR 139737 (77948)	A	EA	1					69	62
P O	3530-999-1016	PAD 4784 (77948)	A	EA	1	REF	REF	REF	REF	70	25
P O	3530-179-6828	PLATE 26606-850 (77948)	A	EA	1	*	*	*	*	71	1
P O	5305-359-8303	SCREW 691-850 (77948)	A	EA	2	REF	REF	REF	REF	71	2
P O	3530-449-4107	RACE 24415 (77948)	A	EA	1	REF	REF	REF	REF	71	3
X20		BACK 2531 (77948)	A	EA	1					71	4
X20		SPRING 2533 (77948)	A	EA	1					71	5
P O	5305-192-0499	SCREW 907-804 (77948)	A	EA	1	*	*	1	1	71	6
P O	5305-192-0489	SCREW 391-813 (77948)	A	EA	1	*	*	1	1	71	7
P O	5305-192-0489	SCREW 391-813 (77948)	A	EA	1	REF	REF	REF	REF	71	8
P O	5305-359-8292	SCREW 145-805 (77948)	A	EA	2	REF	REF	REF	REF	71	9
P O	3530-739-4654	SHUTTLE 19292 (77948)	A	EA	1	*	*	1	1	71	10
P O	3530-449-3981	BOBBIN 2996 (77948)	A	EA	1	REF	REF	REF	REF	71	11
P O	3530-449-3987	BODY 12393 (77948)	A	EA	1	REF	REF	REF	REF	71	12
P O	3530-449-3996	CASE 62740 (77948)	A	EA	1	REF	REF	REF	REF	71	13
P O	5340-467-6899	SPRING 2975 (77948)	A	EA	1	*	1	2	3	71	14
P O	3530-359-8661	SPRING 15278 (77948)	A	EA	1	REF	REF	REF	REF	71	15
P O	5305-192-0492	SCREW 592-805 (77948)	A	EA	1	*	1	2	3	71	16
P O	5305-59-8300	SCREW 591-806 (77948)	A	EA	1	REF	REF	REF	REF	71	17
X20		HINGE 15141 (77948)	A	EA	1					71	18
X20		LEVER 2973 (77948)	A	EA	1					71	19
X20		PIN 2974 (77948)	A	EA	1					71	20
X20		LATCH 15140 (77948)	A	EA	1					71	21
X20		PLATE 24412 (77948)	A	EA	1					71	22

(1) SMR CODE	(2) FEDERAL STOCK NUMBER	(3) DESCRIPTION  USABLE ON CODE	(4) UNIT OF MEAS	(5) QTY INC IN UNIT	(6) 15-DAY ORGANIZATIONAL MAINTENANCE ALW				(7) ILLUS- TRATION		
					(a)	(b)	(c)	(d)	(a)	(b)	
					1-5	6-20	21-50	51-100	FIG. NO	ITEM NO	
		<b>REF NUMBER &amp; MFR CODE</b>									
X20		BODY 24962 (77948)	A	EA	1					71	23
X20		BODY 24413 (77948)	A	EA	1					71	24
X20		CAP 24414 (77948)	A	EA	1					71	25
X20		SCREW 1053-804 (77948)	A	EA	2					71	26
X20		PIN 2532 (77948)	A	EA	2					71	27
X20		SLIDE 24810 (77948)	A	EA	1					71	28
P O	3530-359-4142	SPRING 4307 (77948)	A	EA	1	*	1	2	4	71	29
X20		SLIDE 12431-819 (77948)	A	EA	1					71	30
P O	5305-192-0480	SCREW 1208-819 (77948)	A	EA	2	*	1	2	4	71	31
X20		BRACKET 12Z42 (77948)	A	EA	1						
X20		BRACKET 127312 (77948)	A	EA	1						
X20		SHAFT, ROCK ASSEMBLY 139633 (77948)	A	EA	1						
X20		SHAFT, ROCK 2763 (77948)	A	EA	1						
X20		DOG, STOP 2770 (77948)	A	EA	1						
X20		BRACKET 6337 (77948)	A	EA	1						
P OR	3530-359-8856	GROUP 21-SEWING MACHINE, TEXTILE (IMODEL 21G155) TEXTILE SEWING -ACHINE NO. 2115155 211G155 (77948)		EA	1	REF	REF	REF	REF	72	
P O	5305-253-3255	SCREW 200047-804 (77948)		EA	2	*	*	*	*	72	1
X20		PLATE 244705 (77948)		EA	1					72	2
X20		GUIDE, TOP 271017 (77948)		EA	1					72	5
X20		NUT 201525-805 (77948)		EA	1					71	6
X20		NUT 201750 (77948)		EA	1					72	9
X20		GASKET 244736 (77948)		EA	1					72	13
X20		COVER 244735 (77948)		EA	1					72	14
X20		SCREW, SET PULLEY 141567-803 (77948)		EA	1					73	3
X20		SCREW, POSITION 141566-803 (77948)		EA	1					73	4

(1) SMR CODE	(2) FEDERAL STOCK NUMBER	(3) DESCRIPTION  USABLE ON CODE	(4) UNIT OF MEAS	(5) QTY INC IN UNIT	(6) 15-DAY ORGANIZATIONAL MAINTENANCE ALW				(7) ILLUS- TRATION	
					(a)	(b)	(c)	(d)	(a)	(b)
					1-5	6-20	21-50	51-100	FIG. NO	ITEM NO
X20		SCREW 175-850 (77948)	EA	2					74	1
P O	5305-368-7327	SCREW 200159-806 (77948)	EA	1	REF	REF	REF	REF	74	7
X20		SCREW 200309-805 (77948)	EA	2					74	8
X20		LEVER 223703 (77948)	EA	1					74	9
P O	5310-359-8952	WASHER., STUD 204925 (77948)	EA	2	REF	REF	REF	REF	74	11
X20		SPRING 267368 (77948)	EA	1					74	12
P O	3530-739-4635	PIN, TENSION DISK POSITInN SPRING 236060 (77948)	EA	1	*	*	*	*	74	13
P O	353C-780-4974	STUD, TENSICN 201224 (77948)	EA	1	*	*	*	*	74	14
X20		STOP 267315 (77948)	EA	1					74	15
P O	3530-885-8794	PLUNGER 2237104 (77948)	EA	1	*	*	*	*	74	16
P O	3530-359-7446	DISK 244048 (77948)	EA	2	REF	REF	REF	REF	74	17
P O	5310-359-8964	WASHER 204271 (77948)	EA	1	REF	REF	REF	REF	74	18
P O	5310-359-8877	NUT 201572-819 (77948)	EA	2	REF	REF	REF	REF	74	19
P O	3530-359-8670	SPRING 223438 (77948)	EA	1	REF	REF	REF	REF	74	20
X20		SCREW 350588-819 (77948)	EA	1					74	21
X20		BRACKET, TENSION 240023 (77948)	EA	1					74	22
X20		GUIDE 267316 (77948)	EA	1					74	23
X20		HOLDER, PAD, COMPLETE 244734 (77948)	EA	1						
X20		PLATE 244744 (77948)	EA	1					74	24
X20		SCREW 200143-819 (77948)	EA	2					74	25
X20		HOLDER 263554 (77948)	EA	1					74	26
X20		FELT 241765 (77948)	EA	1					74	27
P O	5305-359-8032	FOOT, PRESSER 240517 (77948)	EA	1	*	*	*	*	74	28
P O	3530-359-8030	BAR 208566 (77948)	EA	1	REF	REF	REF	REF	74	30
X20		BUSHING, LOWER 241352-002 (77948)	EA	1					74	31
P O	3530-359-7267	SCREW 200352-833 (77948)	EA	1	REF	REF	REF	REF	74	32
P O	3530-359-7230	BRACKET 210949 (77948)	EA	1	REF	REF	REF	REF	74	33



(1) SMR CODE	(2) FEDERAL STOCK NUMBER	(3) DESCRIPTION  USABLE ON CODE	(4) UNIT OF MEAS	(5) QTY INC IN UNIT	(6) 15-DAY ORGANIZATIONAL MAINTENANCE ALW				(7) ILLUS- TRATION	
					(a) 1-5	(b) 6-20	(c) 21-50	(d) 51-100	(a) FIG. NO	(b) ITEM NO
		<b>REF NUMBER &amp; MFR CODE</b>								
X20		CLAMP 508357 (77948)	EA	1					74	34
X20		WICK 50835S (77948)	EA	1					74	35
X20		SCREW 500280-803 (77948)	EA	1					74	36
P O	3530-359-1172	CRANK 240205-002 (77948)	EA	1	REF	REF	REF	REF	74	37
P O	3530-359-7583	GUIDE 202337 (77948)	EA	*	*	*	*	*	74	38
P O	5305-359-8467	SCREW 200086-833 (77948)	EA	1	REF	REF	REF	REF	74	39
P O	3530-467-6996	BUSHING, UPPER 207072 (77948)	EA	1	REF	REF	REF	REF	74	41
X20		EXTENSION 508261 (77948)	EA	1					74	43
P O	5360-253-3287	SPRING 508263 (77948)	EA	1	*	*	*	*	74	44
P O	3530-490-7443	BAR 240183 (77948)	EA	1	REF	REF	REF	REF	74	46
P O	3530-359-8033	FOOT 240519 (77948)	EA	1	REF	REF	REF	REF	74	48
P O	5305-359-8382	SCREW 201015-819 (77948)	EA	1	REF	REF	REF	REF	74	49
P O	3530-359-7449	DISC 233706 (77948)	EA	1	REF	REF	REF	REF	74	50
P O	5305-359-8467	SCREW 200086-833 (77948)	EA	1	REF	REF	REF	REF	74	51
X20		SCREW SET, CONTROLLER STUD 200337-803 (77948)	EA	1					74	53
P O	5305-467-6988	SCREW 200582 (77948)	EA	2	REF	REF	REF	REF	74	54
P O	5305-359-8377	SCREW 200653-803 (77948)	EA	1	REF	REF	REF	REF	75	1
X20		LIFTER 508309 (77948)	EA	1					75	2
X20		SPRING 508291 (77948)	EA	1					75	8
P O	5305-359-8379	SCREW 200948-806 (77948)	EA	1	REF	REF	REF	REF	75	9
X20		SCREW 350581-803 (77948)	EA	1					75	10
P O	5305-359-8345	SCREW, LIFTING LEVER 200262-856 (77948)	EA	1	REF	REF	REF	REF	75	11
X20		WICK 508332 (77948)	EA	1					76	10
X20		SCREW 200034-803 (77948)	EA	1					76	11
P O	3530-490-7697	CASE, BOBBIN COMPLETEF 233165 (77948)	EA	1	*	*	*	*	77	
P O	3530-359-8632	SLIDE BACK 240003 (77948)	EA	1	REF	REF	REF	REF	77	1
P O	3530-359-8841	STOP 223811 (77948)	EA	1	REF	REF	REF	REF	77	2

(1) SMR CODE	(2) FEDERAL STOCK NUMBER	(3) DESCRIPTION  USABLE ON CODE	(4) UNIT OF MEAS	(5) QTY INC IN UNIT	(6) 15-DAY ORGANIZATIONAL MAINTENANCE ALW				(7) ILLUS- TRATION	
					(a) 1-5	(b) 6-20	(c) 21-50	(d) 51-100	(a) FIG. NO.	(b) ITEM NO.
P O	5305-359-8303	SCREW 691-806 (77948)	EA	2	REF	REF	REF	REF	77	3
P O	5340-359-8668	SPRING 273612 (77948)	EA	1	REF	REF	REF	REF	77	4
P O	3530-354-8001	PLATE 240144 (77948)	EA	1	REF	REF	REF	REF	77	5
P O	3530-359-8633	SLIDE, FRONT 240004 (77948)	EA	1	*	*	*	*	77	6
X2C		FELT 241614 (77948)	EA	1					77	7
X20		WASHER 203216 (77948)	EA	1					77	8
X20		CASE 233764 (77948)	EA	1					77	11
P O	3530-359-8707	SPRING, TENSION 203214 (77948)	EA	1	*	*	*	*	77	12
P O	5305-467-6989	SCREW 200594-805 (77948)	EA	1	REF	REF	REF	REF	77	13
P O	5305-359-8357	SCREW, TENSION 200964-803 (77948)	EA	1	REF	REF	REF	REF	77	14
P O	3530-359-8667	SPRING 203414 (77948)	EA	1	REF	REF	REF	REF	77	15
P O	3530-467-6992	PLUNGFR 203473 (77948)	EA	1	REF	REF	REF	REF	77	16
X20		LATCH 203548 (77948)	EA	1					77	17
X20		PIN 202056 (77948)	EA	1					77	18
P O	3530-359-7200	BOBBIN 203470 (77948)	EA	1	REF	REF	REF	REF	77	19
X20		WICK 248821 (77948)	EA	1					78	7
X20		STUD 267239 (77948)	EA	1					78	8
X20		WICK 235706 (77948)	EA	1					78	9
P O	3530-359-7723	LEVER 241518 (77948)	EA	1	REF	REF	REF	REF	78	11
P O	5307-359-8816	STUD 202399 (77948)	EA	1	REF	REF	REF	REF	78	12
X20		WICK 244071 (77948)	EA	1					78	13
P O	3530-359-4973	WICK 202330 (77948)	EA	1	*	*1	*	*	78	14
P O	5305-359-8467	SCREW 200086-833 (77948)	EA	1	REF	REF	REF	REF	78	15
P O	3530-874-8817	LINKER 202552 (77948)	EA	1	*	*	*	*	78	16
X20		GUARD 244726 (77948)	EA	1					78	17
X20		SCREW 201341-803 (77948)	EA	3					78	18
X20		WICK 267466 (77948)	EA	1					78	20

(1) SMR CODE	(2) FEDERAL STOCK NUMBER	(3) DESCRIPTION  USABLE ON CODE	(4) UNIT OF MEAS	(5) QTY INC IN UNIT	(6) 15-DAY ORGANIZATIONAL MAINTENANCE ALW				(7) ILLUS- TRATION	
					(a) 1-5	(b) 6-20	(c) 21-50	(d) 51-100	(a) FIG. NO.	(b) ITEM NO.
X20		SHAFT, ARM 26T1158-002 (77948)	EA	1						
X20		WASHER 267224 (77948)	EA						78	27
X20		GUARD 267220 (77948)	EA	1					78	34
P O	3530-359-7141	BAR NEEDLE COMPLETE 2404'9 (77948)	EA	1	REF	REF	REF	REF	78	3
P O	3530-678-5853	SCREW 200175-804 (77948)	EA	1	REF	REF	REF	REF	78	31
P O	5305-359-8539	SCREW 201350-806 (77948)	EA	1	REF	REF	REF	REF	78	38
P O	3530-467-7018	GUIDE 240499 (77948)	EA	1	REF	REF	REF	REF	78	30
P O		BELT, ARM SHAFT 267161 (77948)	EA	1	*	*	*	1	78	43
P O	3530-257-2812	NEEDLE 16X87-21 (77948)	EA	1	REF	REF	REF	REF	78	44
P O	3530-254-3446	NEEDLE 16XR7-118 (77948)	EA	1	*	*	1	2	78	44
P O	3530-245-7831	NEEDLE 16X87-14 (77948)	EA	1	REF	REF	REF	REF	78	44
X20		SCREW 51095-803 (77948)	EA	1					79	7
X20		COLLAR 508Z97 (77948)	EA	1					79	8
P O	3530-359-7532	GIB 203525 (77948)	EA	1	*	*	*	*	81	2
P O	3530-359-7567	GUARD 240559 (77948)	EA	1	REF	REF	REF	REF	81	3
P O	5305-359-8385	SCREW 201409-806 (77948)	EA	1	REF	REF	REF	REF	81	4
P O	5305-359-8359	SCREW 201253-806 (77948)	EA	1	REF	REF	REF	REF	81	5
P O	3530-359-8133	HOOK, COMPLETE, SADDLE 224024 (77948)	EA	1	REF	REF	REF	REF		
X20		HOOK, SADDLE 228350 (77948)	EA	1					81	6
X20		SCREW 200009-805 (77948)	EA	1				1	81	7
X20		NUT 201542-806 (77948)	EA	1					81	18
X20		STUD 201349 (77948)	EA	1					81	19
X20		WICK 203101 (77948)	EA	1					81	20
X20		SCREW 200006-805 (77948)	EA	1					81	25
P O	5310-368-7394	WASHER 225585 (77948)	EA	1	*	*	*	*	81	26
P O	5360-253-3280	SPRING 270026 (77948)	EA	1	*	*	1	1	82	11
P O	3530-359-8081	SPRING 240245 (77948)	EA	1	REF	REF	REF	REF	82	12

(1) SMR CODE	(2) FEDERAL STOCK NUMBER	(3) DESCRIPTION	(4) UNIT OF MEAS	(5) QTY INC IN UNIT	(6) 15-DAY ORGANIZATIONAL MAINTENANCE ALW				(7) ILLUS- TRATION	
					(a) 1-5	(b) 6-20	(c) 21-50	(d) 51-100	(a) FIG. NO.	(b) ITEM NO.
X20		WICK 263093 (77948)	EA	1					87	19
P O	5305-359-8374	SCREW 200173-804 (77948)	EA	1	REF	REF	REF	REF	82	28
X20		PAD, KNEE 1560668 (77948)	EA	1						
X20		THREAD LUBRICATOR, COMPLETE 244745 (77948)	EA	1						
P O	5307-359-8817	STUD, NEEDLE BAR, CONNECTING 208552 (77948)	EA	1	REF	REF	REF	REF		
		GROUP 22-SEWING MACHINE OVEREDGE MODEL 460K43								
P CR	3040-703-0407	MACHINE, SEWING MODEL 460K43 (77948)	EA	1	*	*	*	*		
P O	3530-359-7727	OPENING LEVER 164142 (77948)	EA	1	REF	REF	REF	REF	84	2
P O	5305-359-8885	THUMB SCREW 164194 (77948)	EA	1	REF	REF	REF	REF	84	4
P O	5360-253-3270	SPRING (HEAVY) 164416 (77948)	EA	*	*	1	2	4	84	6
P O	5305-359-8429	SCREW 140510 (77948)	EA	1	REF	REF	REF	REF	84	10
P O	5305-215-5729	SCREW 51362 (77948)	EA	1	REF	REF	REF	REF	84	11
P O	5305-359-8416	SCREW 50225 (77948)	EA	2	REF	REF	REF	REF	84	17
P O	5305-359-8016	PLATE 164147 (77948)	EA	1	*	*	*	1	84	18
P O	5305-359-8466	SCREW 50169-809 (77948)	EA	1	REF	REF	REF	REF	84	20
X20		OIL, WICK 165156 (77948)	EA	1					84	27
X20		FASTENER 165157 (77948)	EA	1					84	28
P O	5305-359-8408	SCREW 1443-809 (77948)	EA	6	REF	REF	REF	REF	84	29
P O	5305-367-6880	SCREW 185 (77948)	EA	1	*	1	2	4	84	30
P O	3530-134-8013	KNIFF 164221 (77948)	EA	1	*	*	*	1	84	33
X20		SCREW, PRESSER BAR, LIFTING LEVER STOP 109898 (77948)	EA	1					84	38
P O	5310-359-7850	NUT, LEVER STOP SCREW 1637 (77948)	EA	1	REF	REF	REF	REF	84	39
X20		COVER, MACHINE FRAME 164515-002 (77948)	EA	1					84	42
X20		SCREW, FRAME COVER 50571 (77948)	EA	2					84	43
X20		CONTROLLER, THREAD 101828 (77948)	EA	1					84	44
X20		DEFLECTOR, OIL 101829 (77948)	EA	1					84	45

(1) SMR CODE	(2) FEDERAL STOCK NUMBER	(3) DESCRIPTION  USABLE ON CODE	(4) UNIT OF MEAS	(5) QTY INC IN UNIT	(6) 15-DAY ORGANIZATIONAL MAINTENANCE ALW				(7) ILLUS- TRATION	
					(a)	(b)	(c)	(d)	(a)	(b)
					1-5	6-20	21-50	51-100	FIG. NO	ITEM NO
P O	5305-3S9-8271	EYELET, SCREW 1423 (77948)	EA	3	REF	REF	REF	REF	85	5
P O	5305-359-8396	SCREW 198-809 (77948)	EA	1	REF	REF	REF	REF	85	21
X20		SCREW 140050 (77948)	EA	1					85	22
X20		KNIFE, LEVER COVER 82275 (77948)	EA	1					85	32
X20		SCREW 157 (77948)	EA	1					86	1
X20		OIL, LEAD 82297 (77948)	EA	1					86	2
P O	53C5-359-8424	SCREW 140088-813 (77948)	EA	2	REF	REF	REF	REF	86	3
P O	5305-359-8427	SCREW 140416 (77948)	EA	1	REF	REF	REF	REF	86	4
P O	3530-359-7311	CAP 164071 (77948)	EA	1	REF	REF	REF	REF	86	5
P O	5307-459-8830	SCREW 164099 (77948)	EA	1	*	*	*	1	86	6
P O	5305-359-8506	SCREW 448-830 (77948)	EA	2	REF	REF	REF	REF	86	8
P O	5305-359-8421	SCREW 51369-809 (77948)	EA	3	REF	REF	REF	REF	86	9
P O	5310-359-8968	WASHER 39541 (77948)	EA	2	REF	REF	REF	REF	86	22
X20		NUT 1598-809 (77948)	EA	1					86	23
X20		OIL, CUP 164135 (77948)	EA	1					86	33
P O	5305-359-8292	SCREW, OIL COOLER COVER 145 (77948)	EA	1	REF	REF	REF	REF	86	34
X20		COVER, OIL COOLER 101804 (77948)	EA	1					86	35
X20		GASKET, OIL COOLER COVER 101806 (77948)	EA	1					86	36
X20		PLUG, OIL DRAIN 107204 (77948)	EA	1					86	41
X20		TENSION, HEAVY, COMPLETE 164162 (77948)	EA	2					87	
P O	5310-359-8884	THUMB NUT 164155 (77948)	EA	3	REF	REF	REF	REF	87	1
P O	3530-467-6930	BUSHING 59537 (77948)	EA	3	REF	REF	REF	REF	87	2
P O	5340-359-8680	SPRING 164161 (77948)	EA	2	REF	REF	REF	REF	87	3
P O	3530-359-7401	SPRING, COVER 164158 (77948)	EA	3	REF	REF	REF	REF	87	4
P O	3530-449-4008	DISK 2102 (77948)	EA	6	REF	REF	REF	REF	87	5
P O		SCREW, STUD 50133-803 (77948)	EA	3	*	1	2	4	87	6
P O	5305-359- 8548	SCREW 1143-830 (77948)	EA	1	REF	REF	REF	REF	87	7

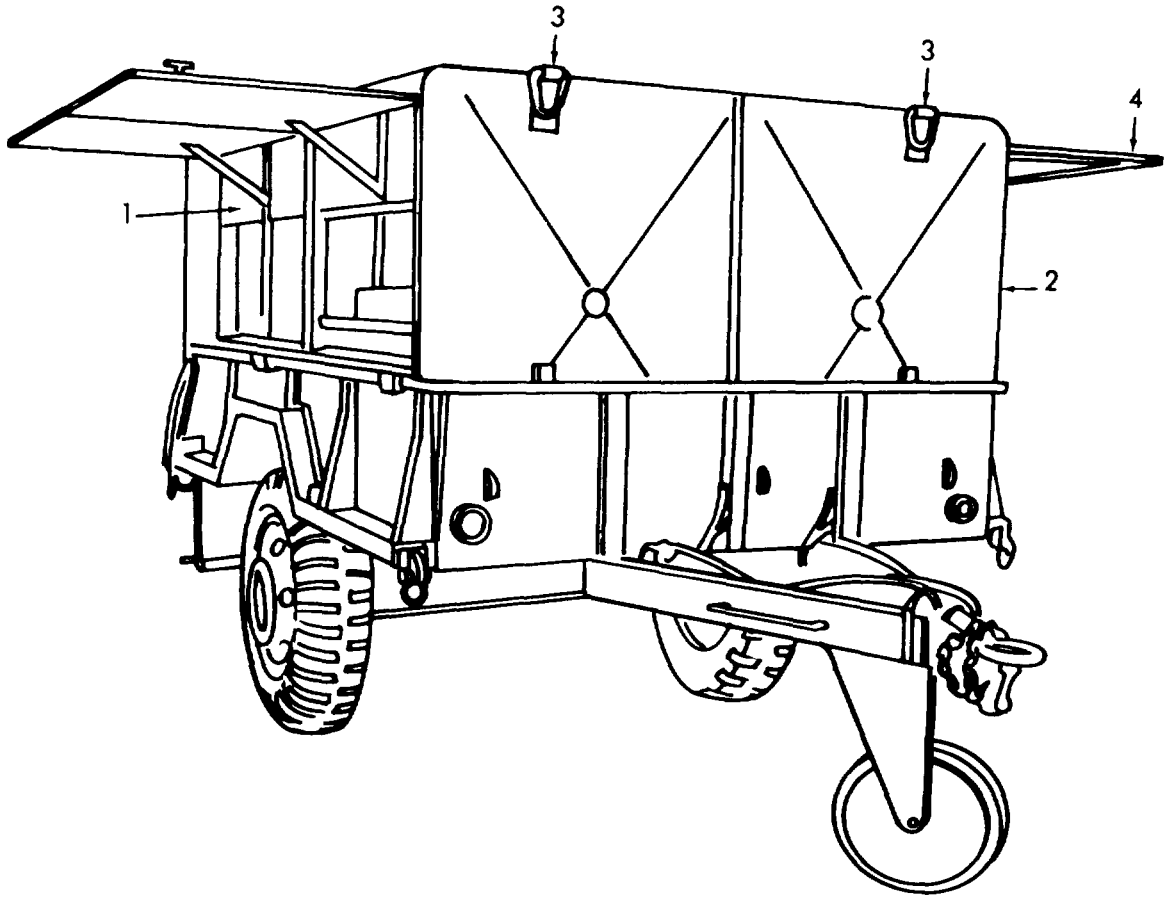
(1) SMR CODE	(2) FEDERAL STOCK NUMBER	(3) DESCRIPTION  USABLE ON CODE	(4) UNIT OF MEAS	(5) QTY INC IN UNIT	(6) 15-DAY ORGANIZATIONAL MAINTENANCE ALW				(7) ILLUS- TRATION	
					(a)	(b)	(c)	(d)	(a)	(b)
					1-5	6-20	21-50	51-100	FIG. NO	ITEM NO
X20		COVER, TOP ASSEMBLY 81382-002 (77948)	EA	1						
X20		EYELET 164418 (77948)	EA	2					87	8
P O	5305-359-8421	SCREW 51369-809 (77948)	EA	3	REF	REF	REF	REF	87	9
P O	3530-999-0998	SCREW, OIL, LEAD 330-809 (77948)	EA	1	REF	REF	REF	REF	87	10
X20		COVER 164101 (77948)	EA	1						
P O	3530-359-7514	GASKET 164102 (77948)	EA	1	REF	REF	REF	REF	87	11
P20	3530-359-7517	GUIDE, LEFT 164285 (77948)	EA	1	*	*	*	*	87	12
P20	3531-359-7578	GUIDE, RIGHT 164286 (77948)	EA	1	*	*	*	*	87	13
P O	3530-359-7573	GUIDE, THREAD 164159-809 (77948)	EA	1	REF	REF	REF	REF	87	14
X20		BLOCK, THREAR GUIDE 95795 (77948)	EA	1					87	15
X20		COVER, FRAME TOP 164101 (17948)	EA	1					87	16
X20		COVER, OIL LEAD 81226-002 (77948)	EA	1					87	17
P O	5340-359-8679	SPRING, TENSION 164157 (77948)	EA	1	REF	REF	REF	REF	87	18
X20		COVER COPPLETE 81388 (77948)	EA	1					88	
X20		SCREW 629-810 (77448)	EA	2					88	1
P O	5305-359-8297	SCREW 227-808 (77948)	EA	3	REF	REF	REF	REF	88	2
X20		SPRING 16401 (77948)	EA	1					88	3
X20		COVER 164520 (77948)	EA	2					88	4
P O	5305-359-8271	EYELET, SCREW 1423 (77948)	EA	3	REF	REF	REF	REF	88	5
X20		GUARD 81371 (77948)	EA	1					88	6
X20		COVER 8164520 (77948)	EA	1					88	7
X20		OIL WICK 164025 (77948)	EA	2					88	8
X20		BRACKET 164705-002 (77948)	EA	2					88	
X20		BRACKET 164704-002 (77948)	EA	3					88	9
X20		SCREW 140395 (77948)	EA	3					88	10
P O	5305-359-8416	SCREW 50225 (77448)	EA	2	REF	REF	REF	REF	88	13
P O	5340-359-8675	SPRING 16404 (77498)	EA	1	REF	REF	REF	REF	88	16

(1) SMR CODE	(2) FEDERAL STOCK NUMBER	(3) DESCRIPTION  USABLE ON CODE	(4) UNIT OF MEAS	(5) QTY INC IN UNIT	(6) 15-DAY ORGANIZATIONAL MAINTENANCE ALW				(7) ILLUS- TRATION	
					(a) 1-5	(b) 6-20	(c) 21-50	(d) 51-100	(a) FIG. NO	(b) ITEM NO
X20		STUD 164525 (77948)	EA	1					88	17
X20		HOLDER COMPLETE 165064 (77948)	EA	1					88	
X20		G1B 164744 (7798)	EA	1					88	18
X20		WASHER 3146 (77948)	EA	1					88	19
P O	5305-359-8424	SCREW 140088-813 (77948)	EA	2	REF	REF	REF	REF	88	20
P O	5310-487-6547	WASHER 175032 (77948)	EA	1	REF	REF	REF	REF	88	21
P O	3530-354-7662	KNIFE 164728 (77948)	EA	1	REF	REF	REF	REF	88	22
X20		HOLDER COMPLETE 165063 (77948)	EA	1					88	
X20		HOLDER 165062 (77948)	EA	1					88	23
P O	3530-359-8624	SLEEVE 164042 (77948)	EA	1	REF	REF	REF	REF	88	24
X20		BODY 164745 (77948)	EA	1					88	25
X20		SCREW 50611-803 (77948)	EA	2					88	26
X20		GUARD 82262 (77948)	EA	1					88	27
P O	5305-359-8428	SCREW 140509 (77948)	EA	1	REF	REF	REF	REF	88	28
P O	5305-359-8404	SCREW 1209 (77948)	EA	1	REF	REF	REF	REF	88	29
P O	5305-359-8544	SCREW 883-830 (77948)	EA	1	REF	REF	REF	REF	88	30
P O	5305-359-8410	SCREW 1454 (77948)	EA	3	REF	REF	REF	REF	88	31
P O	5305-359-8293	SCREW 190-805 (77948)	EA	2	REF	REF	REF	REF	88	32
P O	5310-359-8968	WASHER 39541 (77948)	EA	2	REF	REF	REF	REF	88	33
X20		STUD 164590 (77948)	EA	1					88	34
P O	5305-359-8822	STUD 1250 (77948)	EA	1	REF	REF	REF	REF	88	35
X20		GUIDE 81433 (77948)	EA	1					88	36
X20		BRACKET 165150 (77948)	EA	1					88	
X20		BRACKET 165149 (77948)	EA	1					88	37
X20		KEY 164207 (77948)	EA	1					88	38
P O	5305-359-8394	SCREW 187-805 (77948)	EA	2	REF	REF	REF	REF	88	39
P O	5305-467-6886	SETSCREW 624-830 (77948)	EA	2	REF	REF	REF	REF	808	40

(1) SMR CODE	(2) FEDERAL STOCK NUMBER	(3) DESCRIPTION  REF NUMBER & MFR CODE	(4) USABLE ON CODE	(5) UNIT OF MEAS	(6) QTY INC IN UNIT	(6) 15-DAY ORGANIZATIONAL MAINTENANCE ALW				(7) ILLUS- TRATION	
						(A)	(B)	(C)	(D)	(A)	(A)
						1-5	6-20	21-50	51-100	FIG. NO.	ITEM NO.
P 0	5310-359-7851	NUT 1700 (77948)		EA	3	REF	REF	REF	REF	88	41
P 0	5305-192-0484	SCREW 157 (177948)		EA	1	*	1	2	4	88	42
P 0	3530-359-8011	PLUNGER 164104 (77946)		EA	1	REF	REF	REF	REF	88	43
X20		WASHER 164077 (77948)		EA	1					88	44
X20		SCREW 140396 (77948)		EA	1					88	45
P 0	5340-155-8676	SPRING 164105 (77948)		EA	1	REF	REF	REF	REF	88	46
X20		SCREW 141444 (77948)		EA	1	*	*	1	1	88	47
X20		SCREW, THROAT, PLATE 1094 (77948)		EA	2					88	48
X20		SCREW, CLAMPING GIB 114032 (77948)		EA	1					88	49
X20		TUBE, LOOPER THREAD 165055 (17948)		EA	1					88	50
X20		SCREW, CLOTH PLATE 51048 (77948)		EA	3					88	51
X20		EXTENSION, CLOTH PLATE 164002 (77948)		EA	1					88	52
X20		COLLAR, POSITION 164106 (77948)		EA	1					88	53
X20		SPRING, CLOTH PLATE LOCK 164205 (77948)		EA	1					88	54
X20		WASHER, LOCK CLOTH PLATE 931084 (77948)		EA	2					88	55
X20		WASHER SPRING, COVER 10944 (77948)		EA	1					88	56
X20		SPRING, COVER, CLOSING 101845 (77948)		EA	1					88	57
X20		PLATE, CLOTH 90151 (17948)		EA	1					88	58
P 0	3530-134-8025	LOOPER, LEFT HAND 17025 (77948)		EA	1	*	1	2	4	89	20
P 0	5305-359-8405	SCREW 1324-830 (77948)		EA	2	REF	REF	REF	REF	89	21
P 0	5310-355-8970	WASHER 59456 (77948)		EA	1	REF	REF	REF	REF	89	22
X20		NUT 113149 (77948)		EA	1					89	41
X20		LOOPER, RIGHT HAND 87027 (77948)		EA						90	5
P 0	5307-355-8829	SCREW STUD 164066 (77948)		EA	1	REF	REF	REF	REF	90	6
P 0	5310-359-7851	NUT 1700 (77948)		EA	1	REF	REF	REF	REF	90	7
X20		WIRE 164555 (77948)		EA	1					90	25
P 0	5305-359-8408	SCREW 1443-809 (77948)		EA	2	REF	REF	REF	REF	90	26

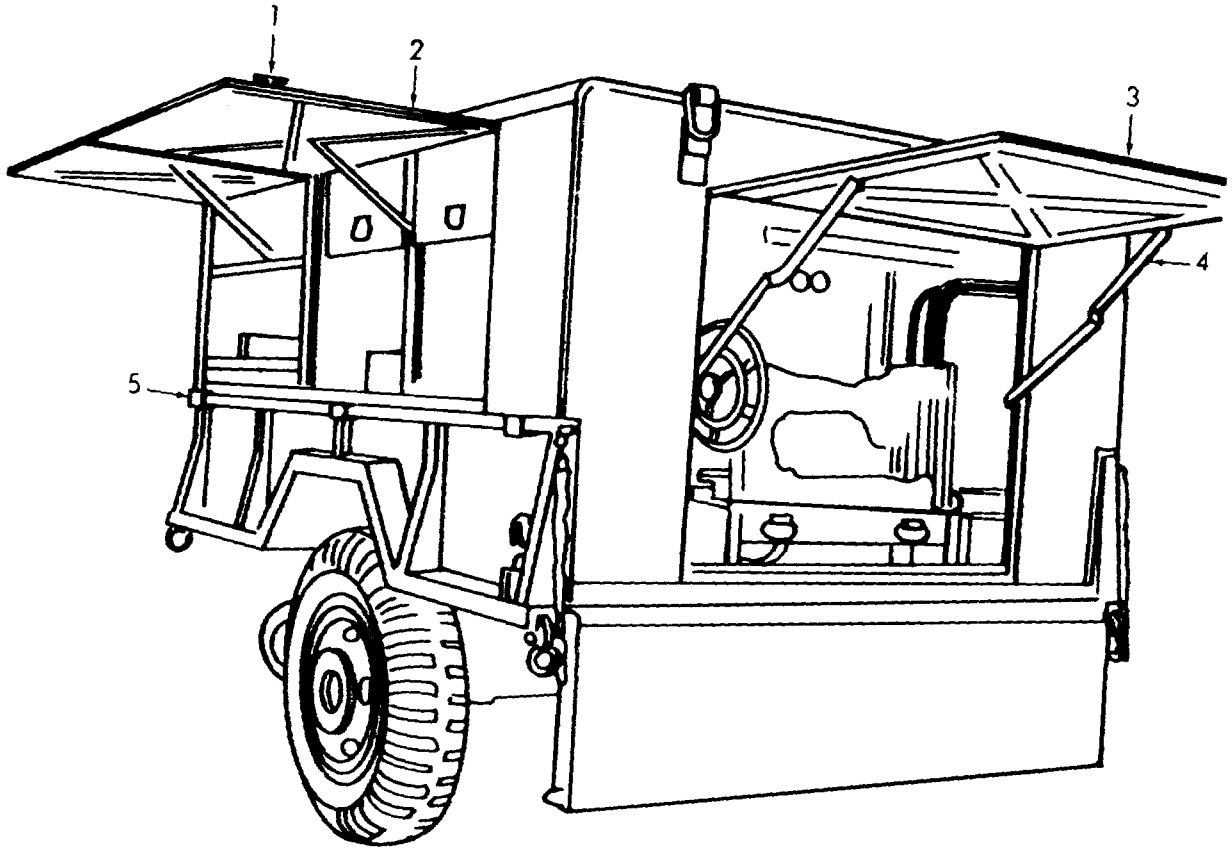


(1) SMR CODE	(2) FEDERAL STOCK NUMBER	(3) DESCRIPTION  REF NUMBER & MFR CODE	(4) UNIT OF MEAS  USABLE ON CODE	(5) QTY INC IN UNIT	(6) 15-DAY ORGANIZATIONAL MAINTENANCE ALW				(7) ILLUS- TRATION	
					(A)	(B)	(C)	(D)	(A)	(A)
					1-5	6-20	21-50	51-100	FIG. NO.	ITEM NO.
P 0	5305-359-394	SCREW 187-805 (77948)	EA	1	REF	REF	REF	FEF	90	21
P 0	5310-359-8967	WASHER 17022 (177948)	EA	1	REF	REF	REF	REF	90	28
P 0	5305-359-8271	EYELET, SCREW 1423 (77948)	EA	1	REF	REF	REF	REF	90	29
P 0	3530-359-7488	TAKE-UP EYLET 164163 (77448)	EA	REF	REF	REF	REF	REF	90	31
P 0	3530-159-1126	TAKE-UP 164091 (77948)	EA	1	REF	REF	REF	REF	90	32
P20	5305-467-6886	SETSCREW 624-830 (77948)	EA	2	*	*	*	2	90	33
P 0	3530-359-8006	PLATE 164176 (77948)	EA	1	REF	REF	REF	REF	90	34
P 0	3530-359-7127	TAKE-UP 164175 (77948)	EA	1	REF	REF	REF	REF	90	35
P 0	3530-359-7279	THREAD BUSHING 164173 (77948)	EA	1	REF	REF	REF	REF	90	36
P 0	5305-359-8417	SCREW, BUSHING 5308-818 (77948)	EA	1	REF	REF	REF	REF	90	37
P 0	5305-359-8293	SCREW 190-805 (77948)	EA	1	REF	REF	REF	REF	90	38
P 0	5307-35S-8823	SCREW, TENSION STUD 164156 (77948)	EA	2	REF	REF	REF	REF	90	41
X20		RING, OIL 164740 (77948)	EA	1'					90	49
X20		SUPPORT, OIL DRIP SIGHT GAGE 81207 (77948)	EA	1						
X20		DISK, OIL DRIP SIGHT SAGE 81206 (77948)	EA	1						
P 0	6680-359-7512	WINDOW, OIL DRIP SIGHT GAGE 164133 (77948)	EA	1	REF	REF	REF	REF		
P 0	3530-359-7517	GASKET, OIL DRIP SIGHT GAGE WINDOW 164132 (77948)	EA	2	REF	REF	REF	REF		
P 0	3530-359-8005	RETAINER, OIL DRIP SIGHT GAGE WINDOW 164134 (71948)	EA	1	REF	REF	REF	REF		
P 0	5305-359-8413	SCREW, OIL DRIP SIGHT GAGE RETAINER 1485-809 (77948)	EA	2	REF	REF	REF	REF		
P 0	3530-134-8010	NEEDLE 151X7-12 (77948)	PK	1	*	1	1	2		
P 0	3530-134-8011	NEEDLE 151X7-12 (77948)	PK	1	*	1	1	2		
P 0	3530-134-8012	NEEDLE 151X7-14 (77948)	PK	1	*	1	1	2		
P 0	3530-999-6164	NEEDLE 151X7-18 (77948)	PK	1	*	1	1	2		
P 0	3530-906-8664	CABLE ASSEMBLY B5701867 (17162)	EA	1	REF	REF	REF	REF		



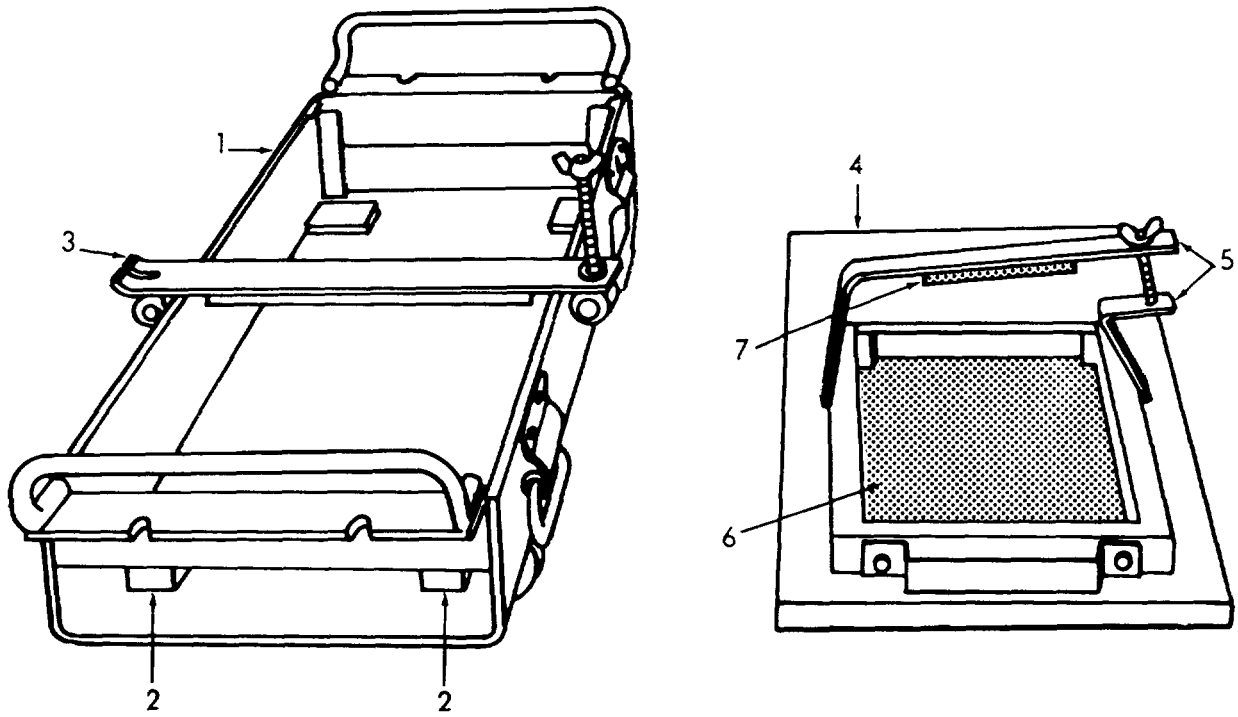
ME 3530-203-34P/1

Figure 1. Textile Repair Shop, Front Three Quarter View.



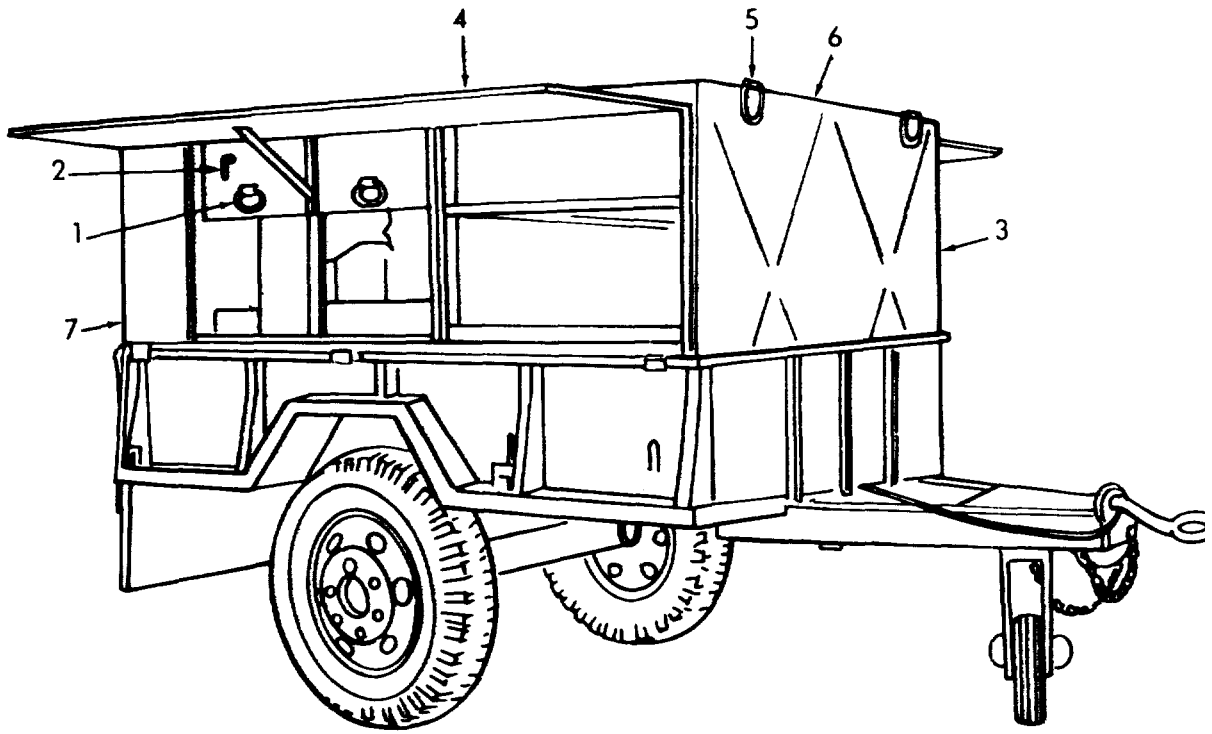
ME 3530-203-34P/2

Figure 2. Textile Repair Shop, Rear Three Quarter View.



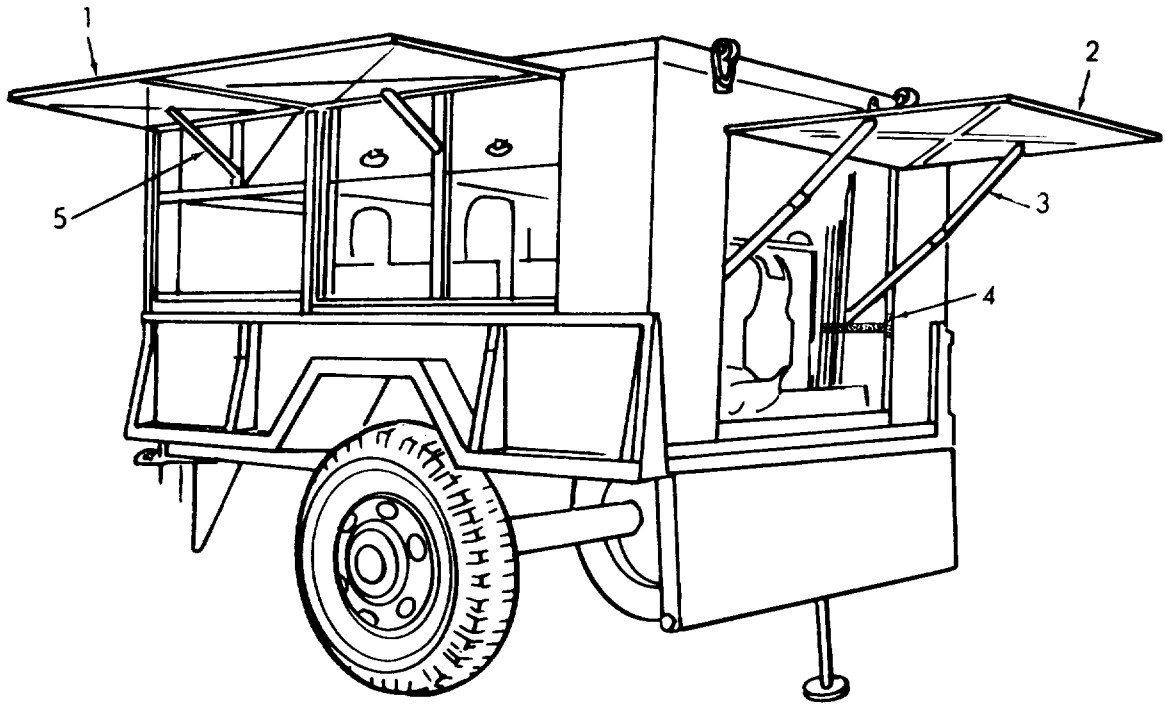
ME 3530-203-34P/3

Figure 3. Heavy Duty and Overedge Sewing Machine Trays.



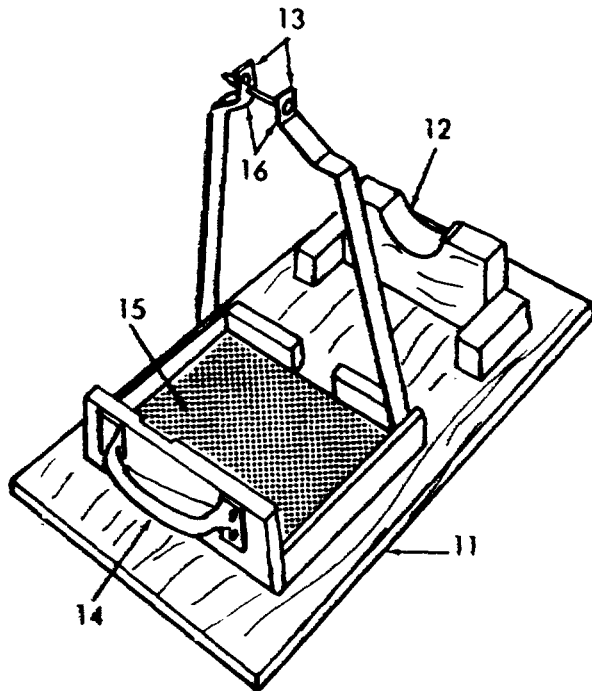
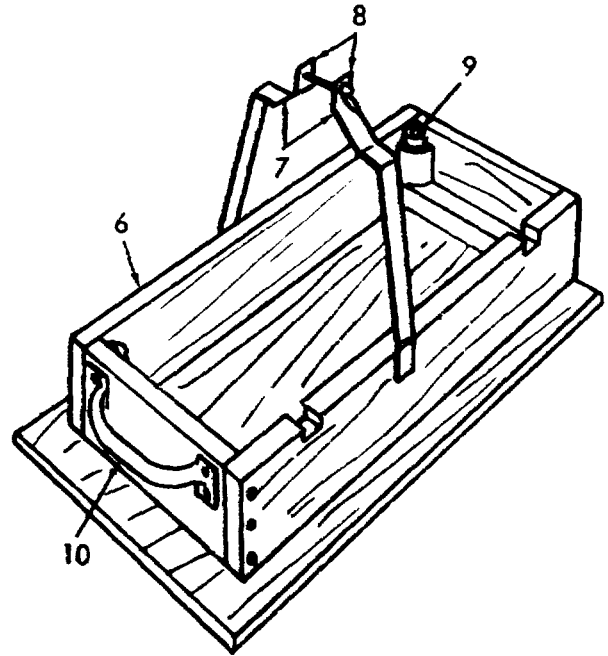
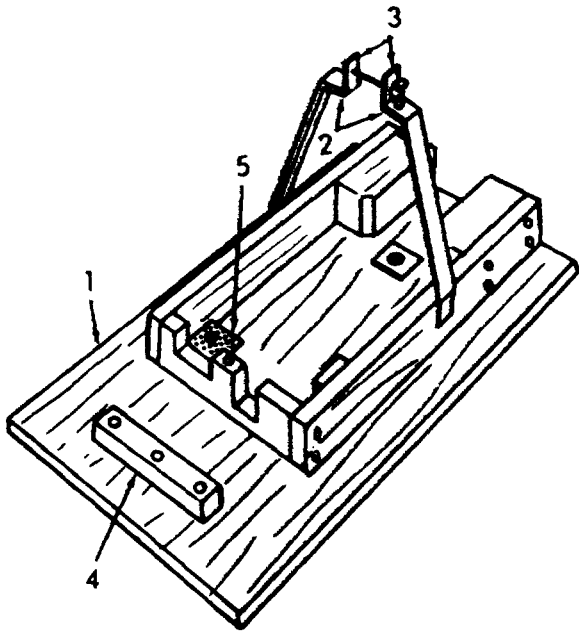
ME 3530-203-34P/4

Figure 4. Clothing Repair Shop, Front Three Quarter View.



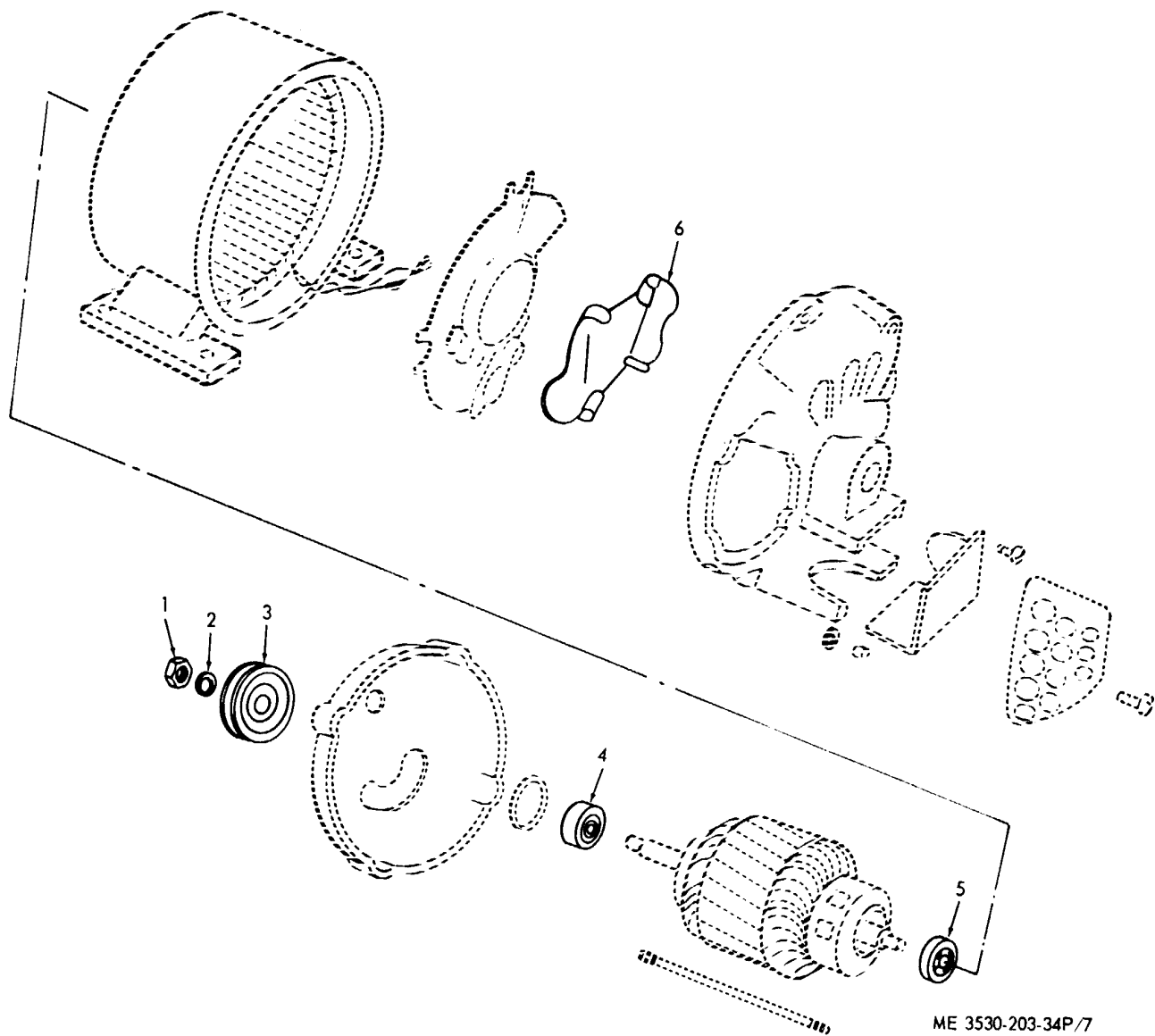
ME 3530-203-34P/5

Figure 5. Clothing Repair Shop, Rear Three Quarter View.



ME 3530-203-34P/6

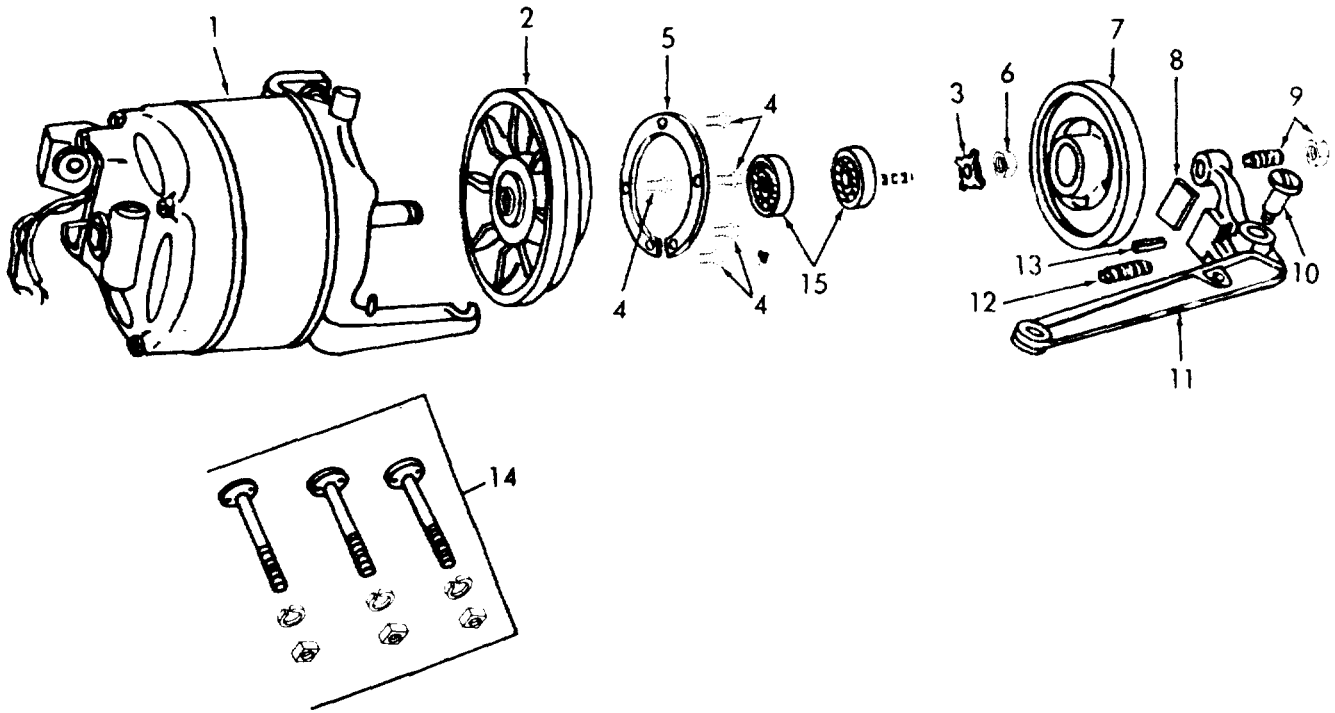
Figure 6. Button, Clothing and Darning Sewing Machine Trays.



ME 3530-203-34P/7

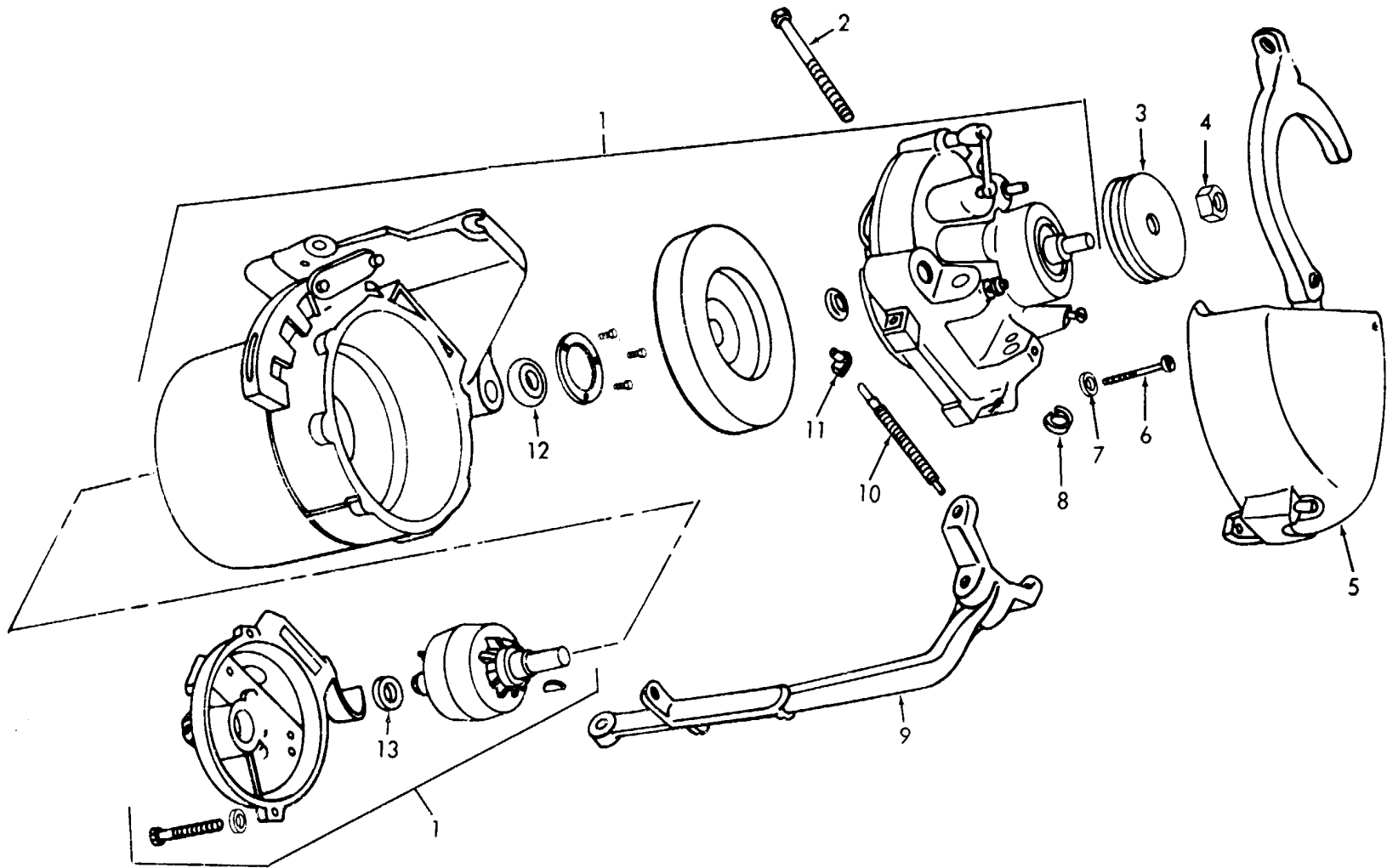
Figure 7. Button Machine Electric Motor.





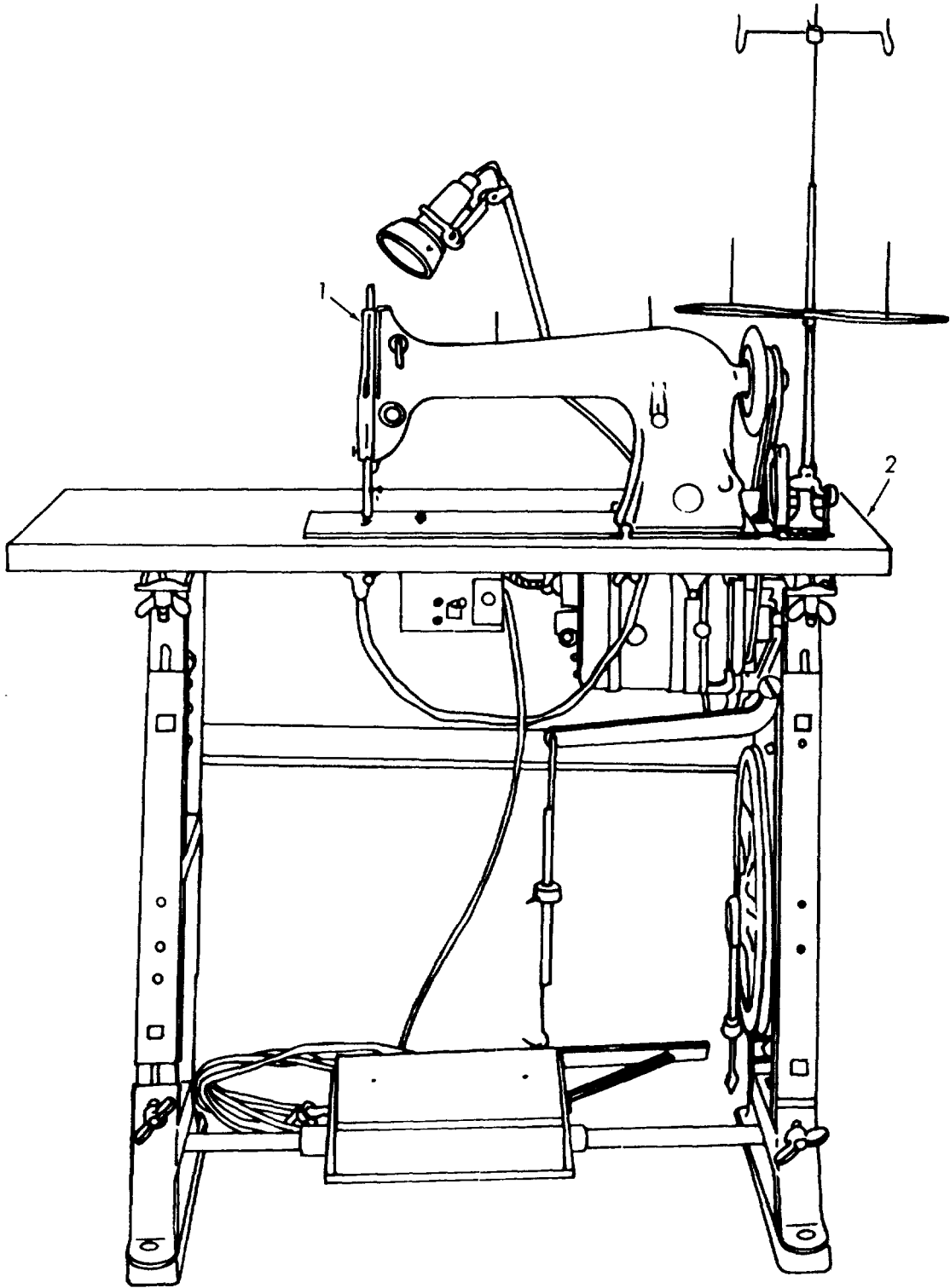
ME 3530-203-34P/8

Figure 8. Clothing Darning, Overedge and Textile Machine Electric Motor.



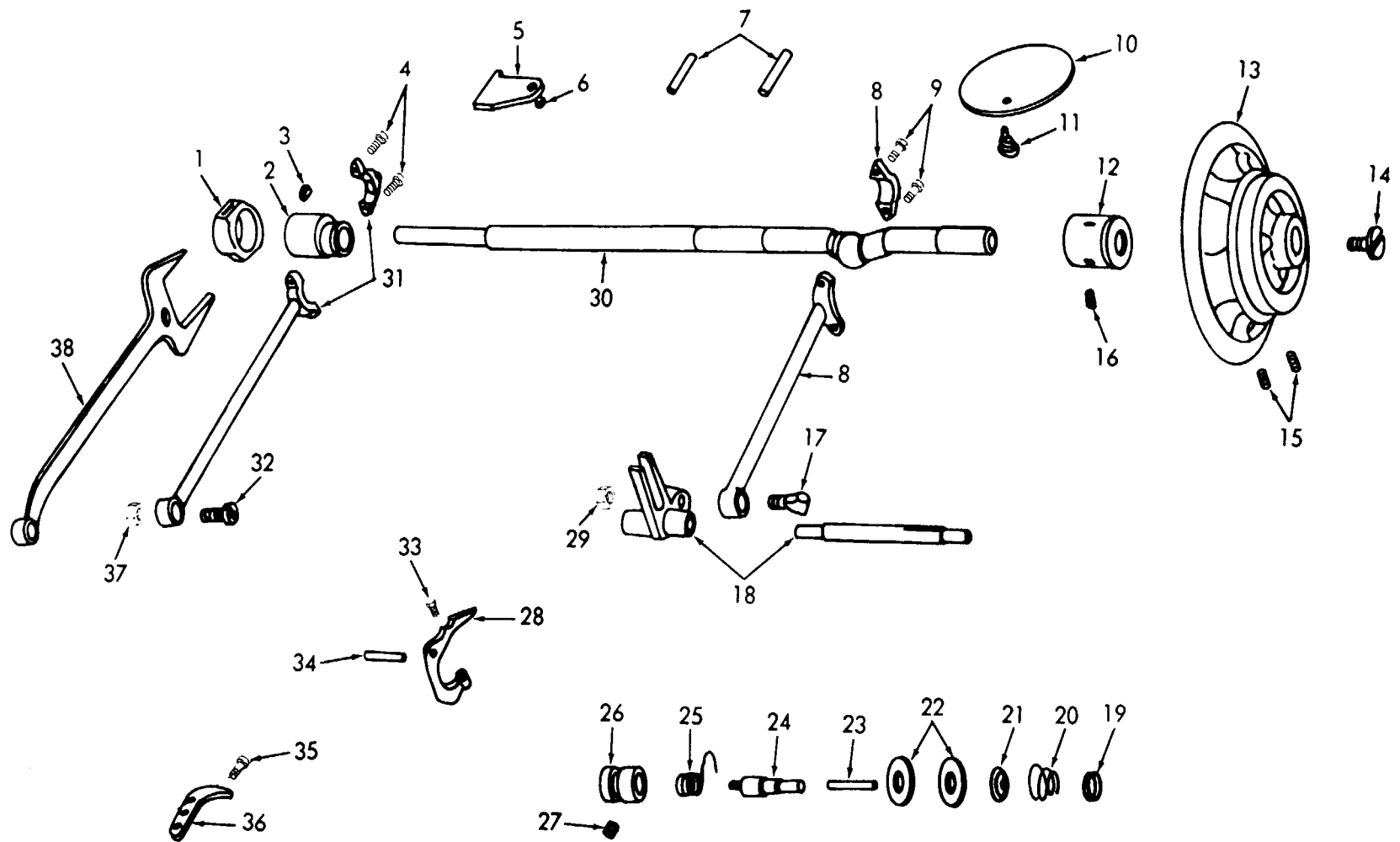
ME 3530-203-34P/9

Figure 8. Clothing, Darning, Overedge and Textile Machine Electric Motor.



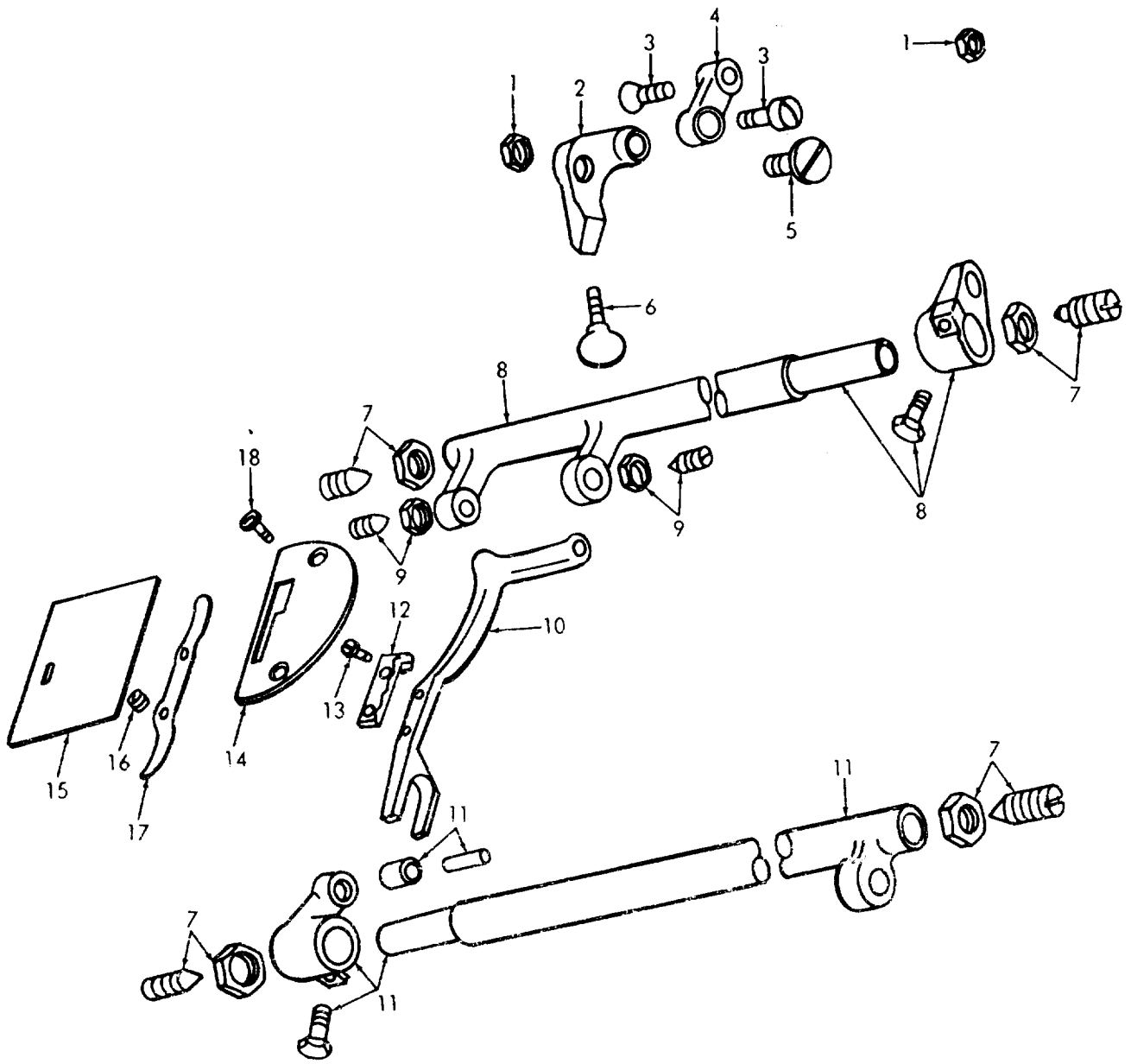
ME 3530-203-34P/10

Figure 10. Clothing Sewing Machine



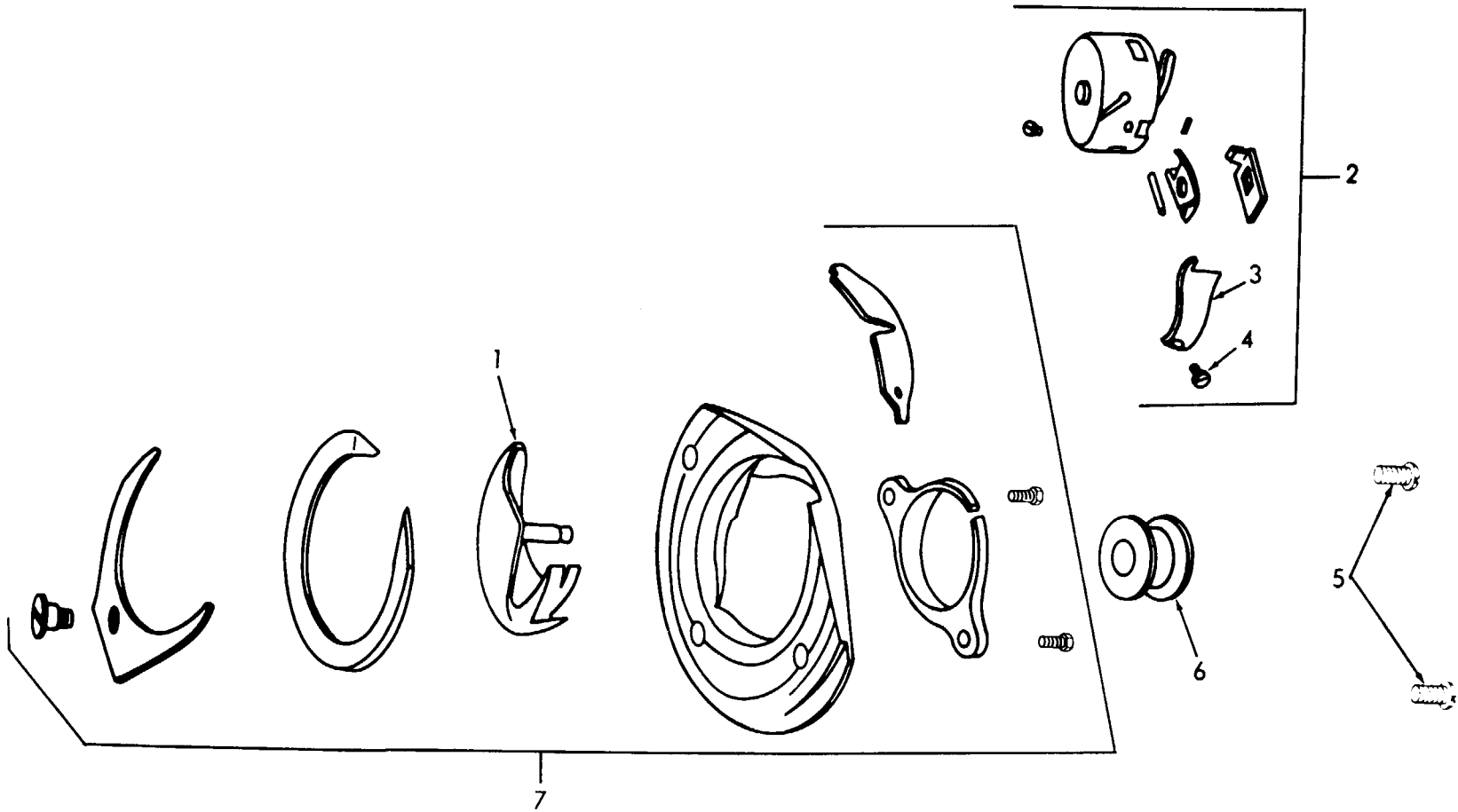
ME 3530-203-34P/11

Figure 11. Clothing Machine Arm, Thread Tension and Connecting Links.



ME 3530-203-34P/12

Figure 12. Clothing Machine Feed Mechanism



ME 3530-203-34P/14

Figure 14. Clothing Machine Shuttle Race and Bobbin Case.

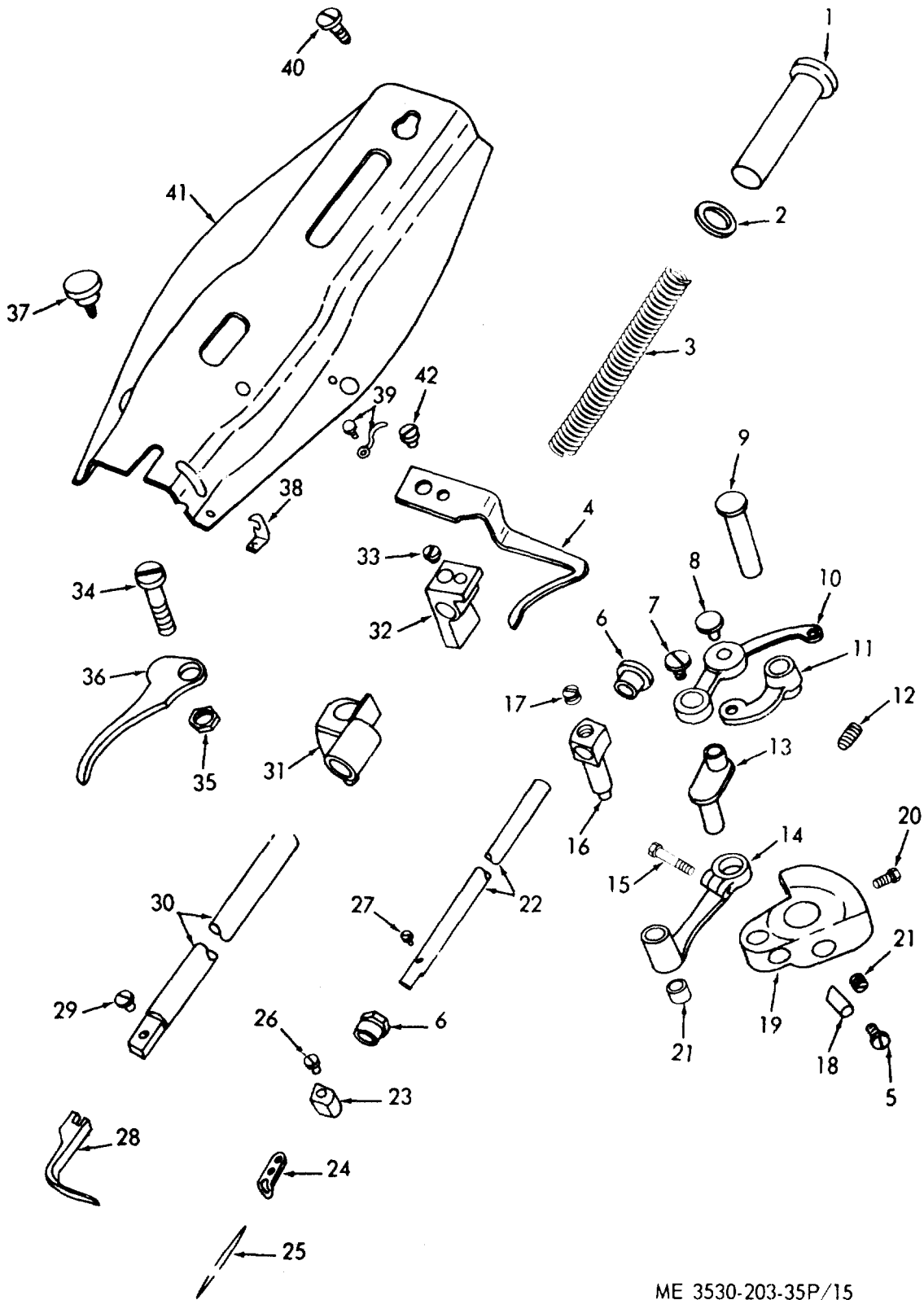
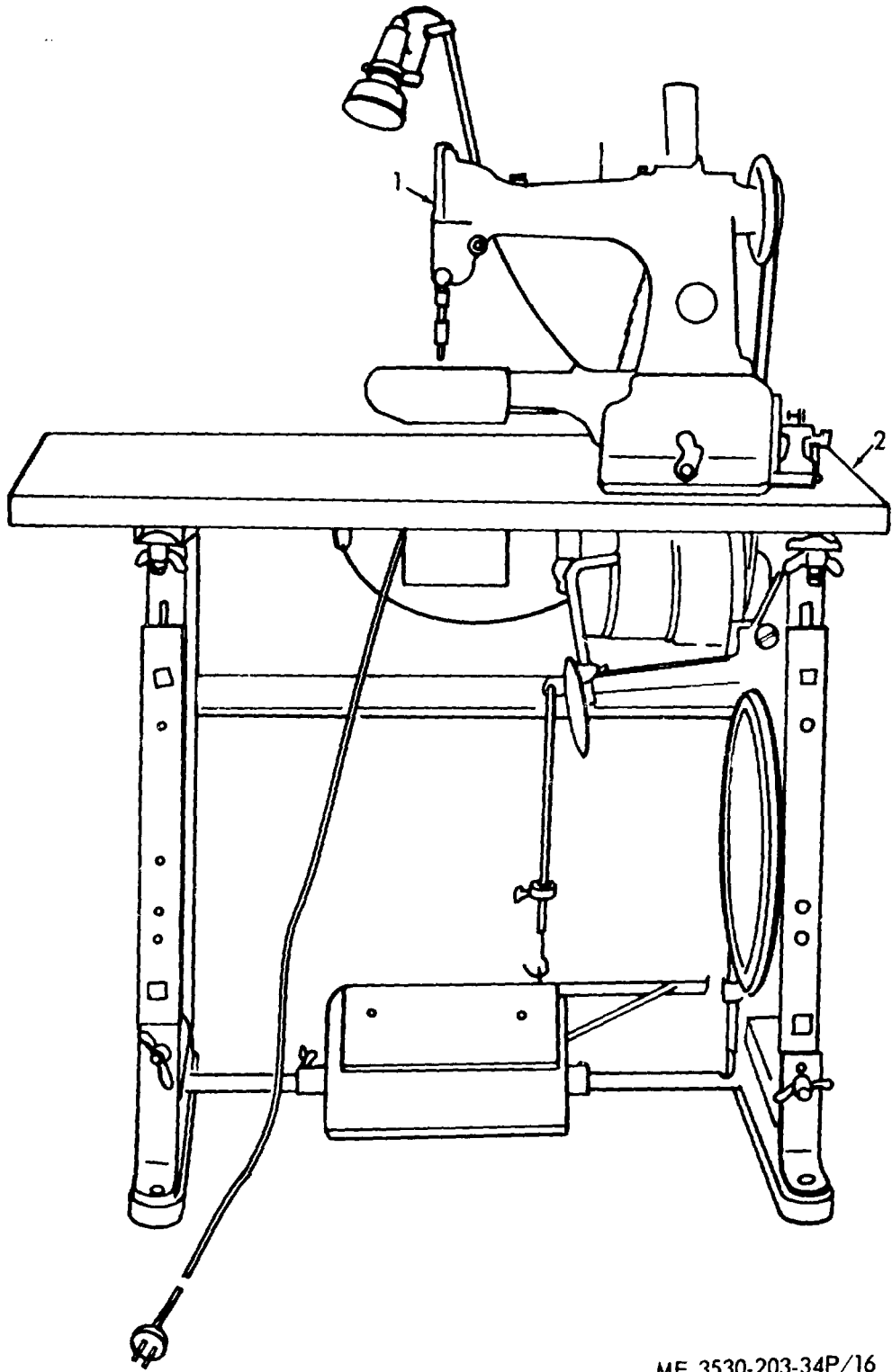


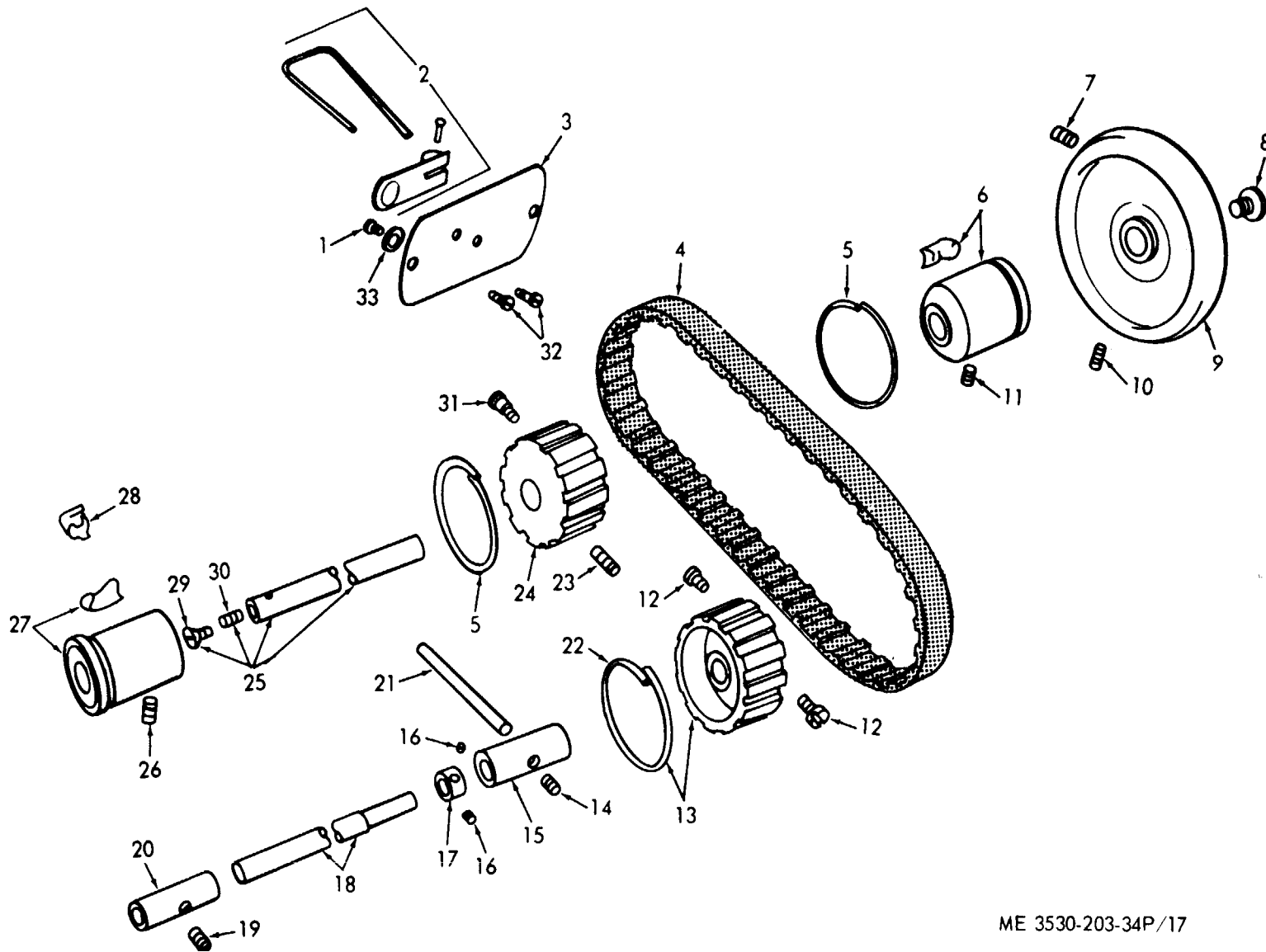
Figure 15. Clothing machine Head, Needle Bar and Presser Bar



ME 3530-203-34P/16

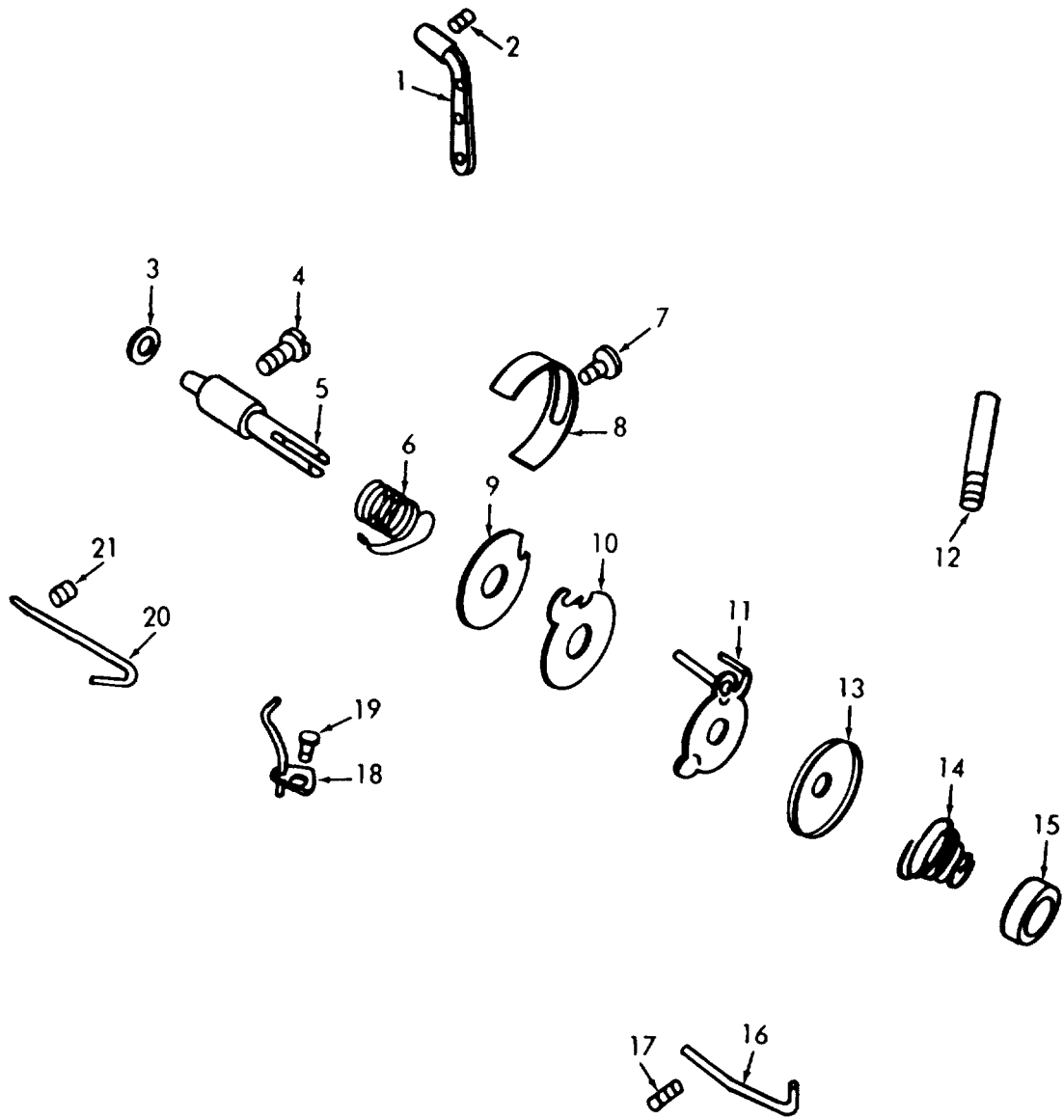
Figure 16. Darning Sewing Machine.





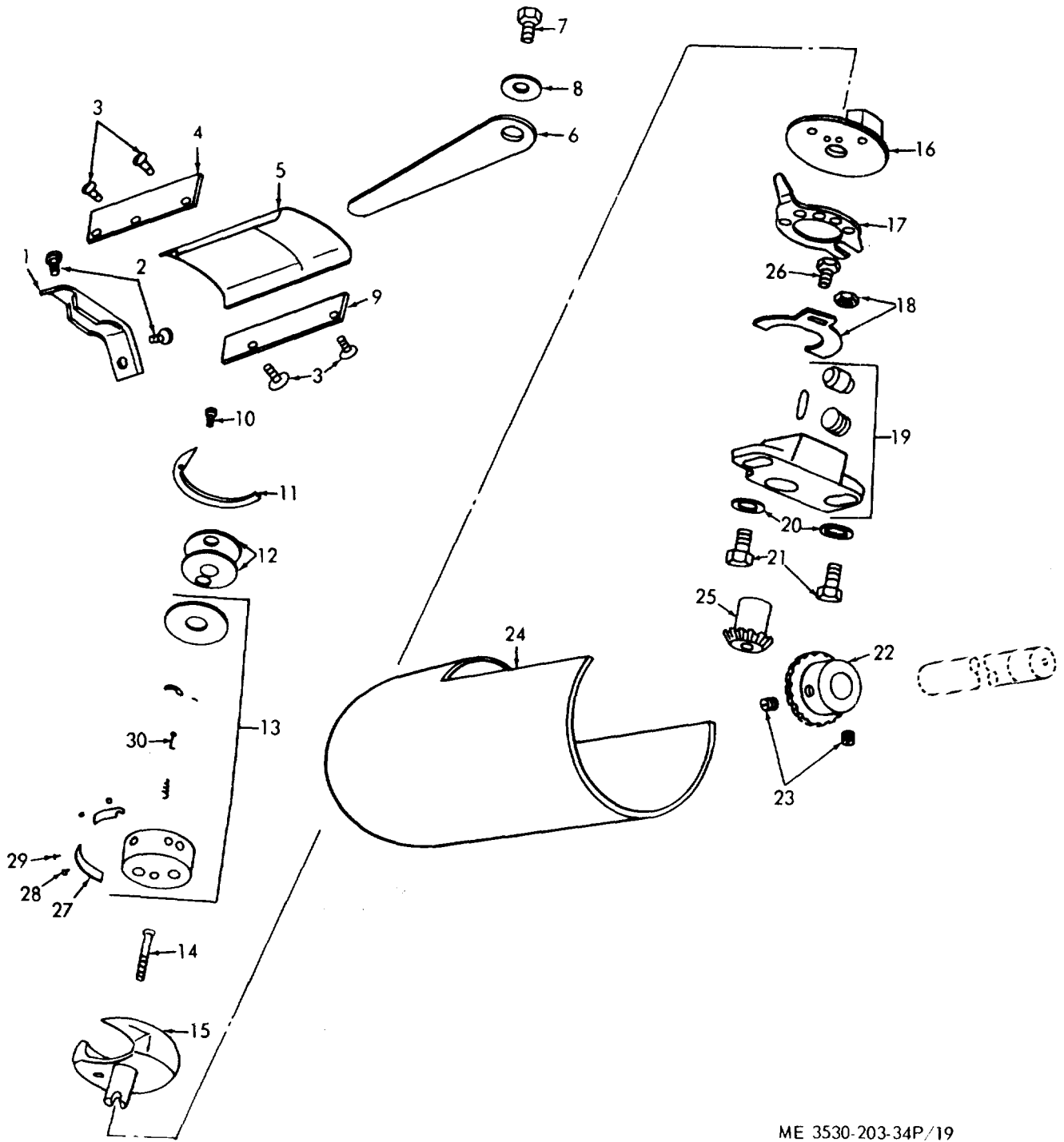
ME 3530-203-34P/17

Figure 17. Darning machine Arm Shaft and Hook Shaft



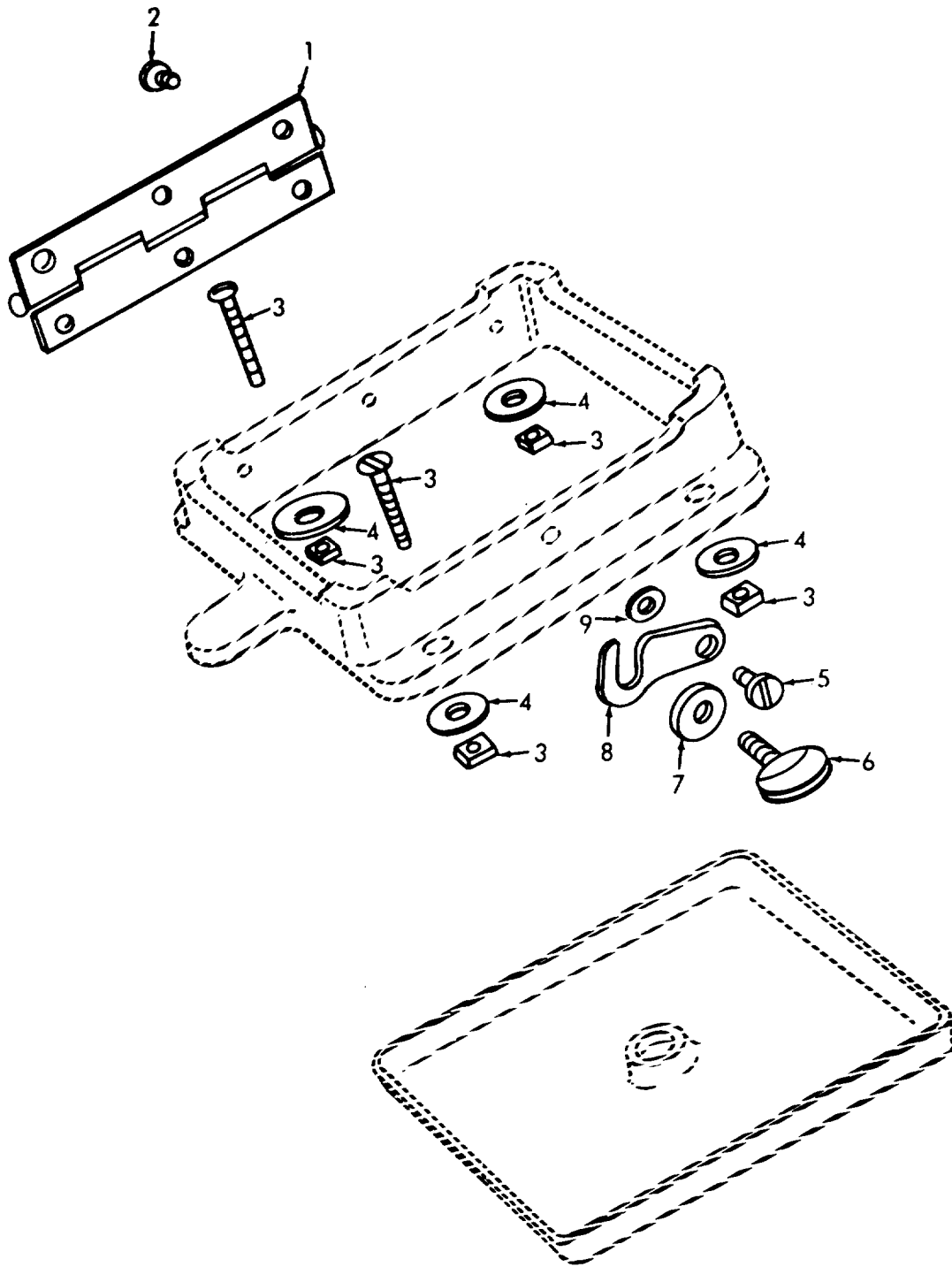
ME 3530-203-34P/18

Figure 18. Darning Machine Thread Tension.



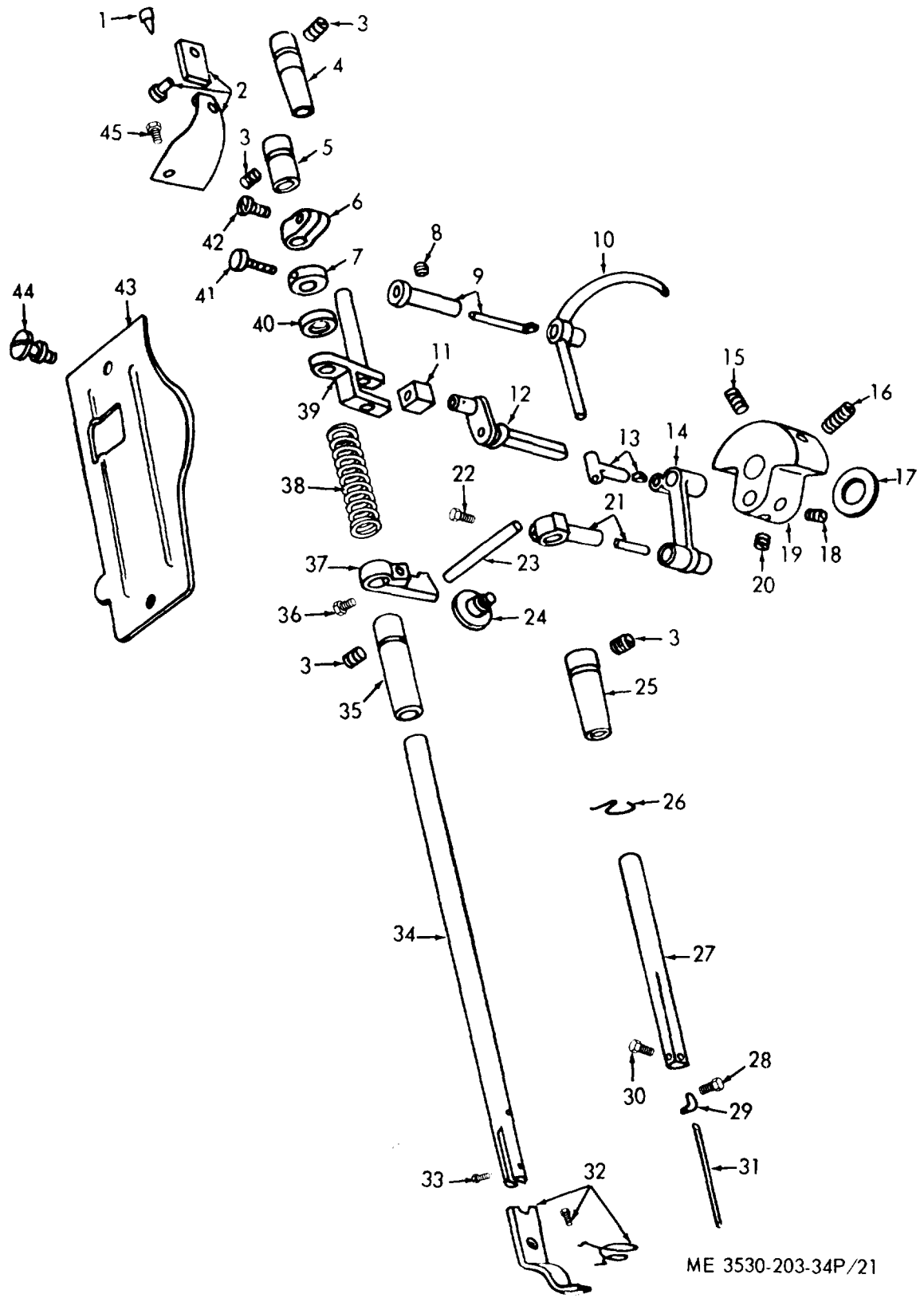
ME 3530-203-34P/19

Figure 19. Darning Machine Hook Shaft, Saddle and Bobbin Case.



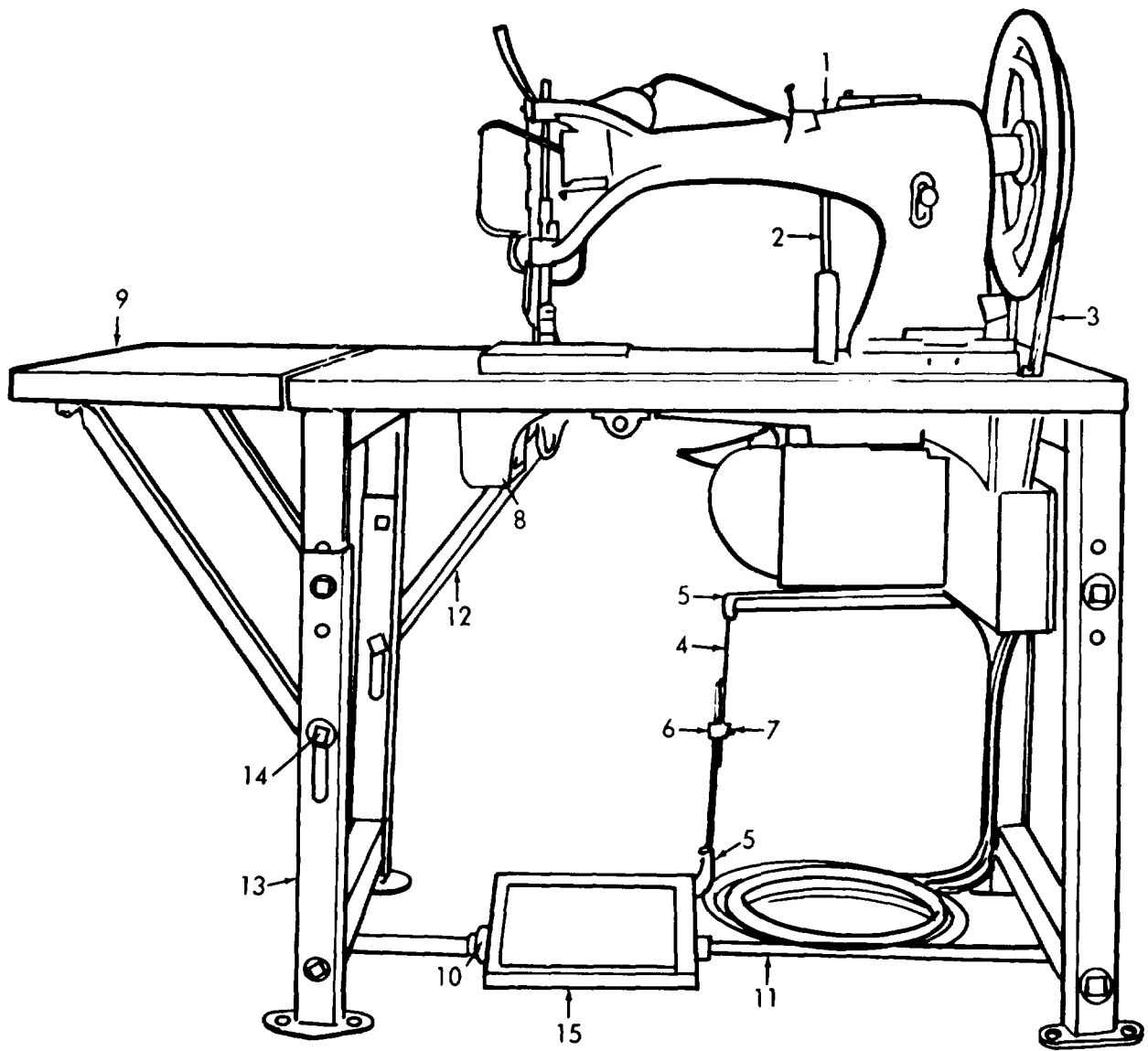
ME 3530-203-34P/20

Figure 20. Darning Machine Base and Drip Pan.



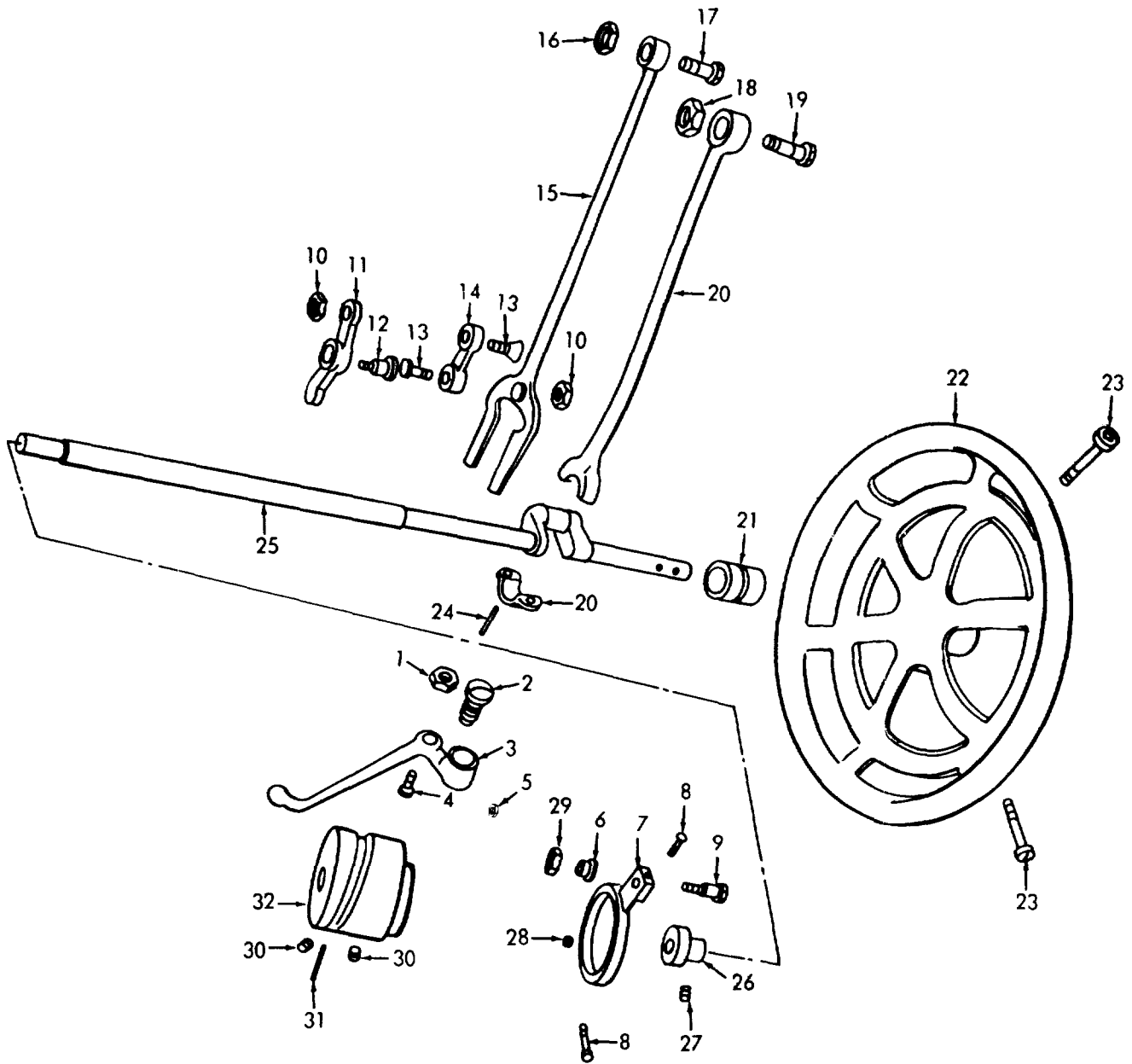
ME 3530-203-34P/21

Figure 21. Darning Machine Head, Needle Bar and Presser Bar.



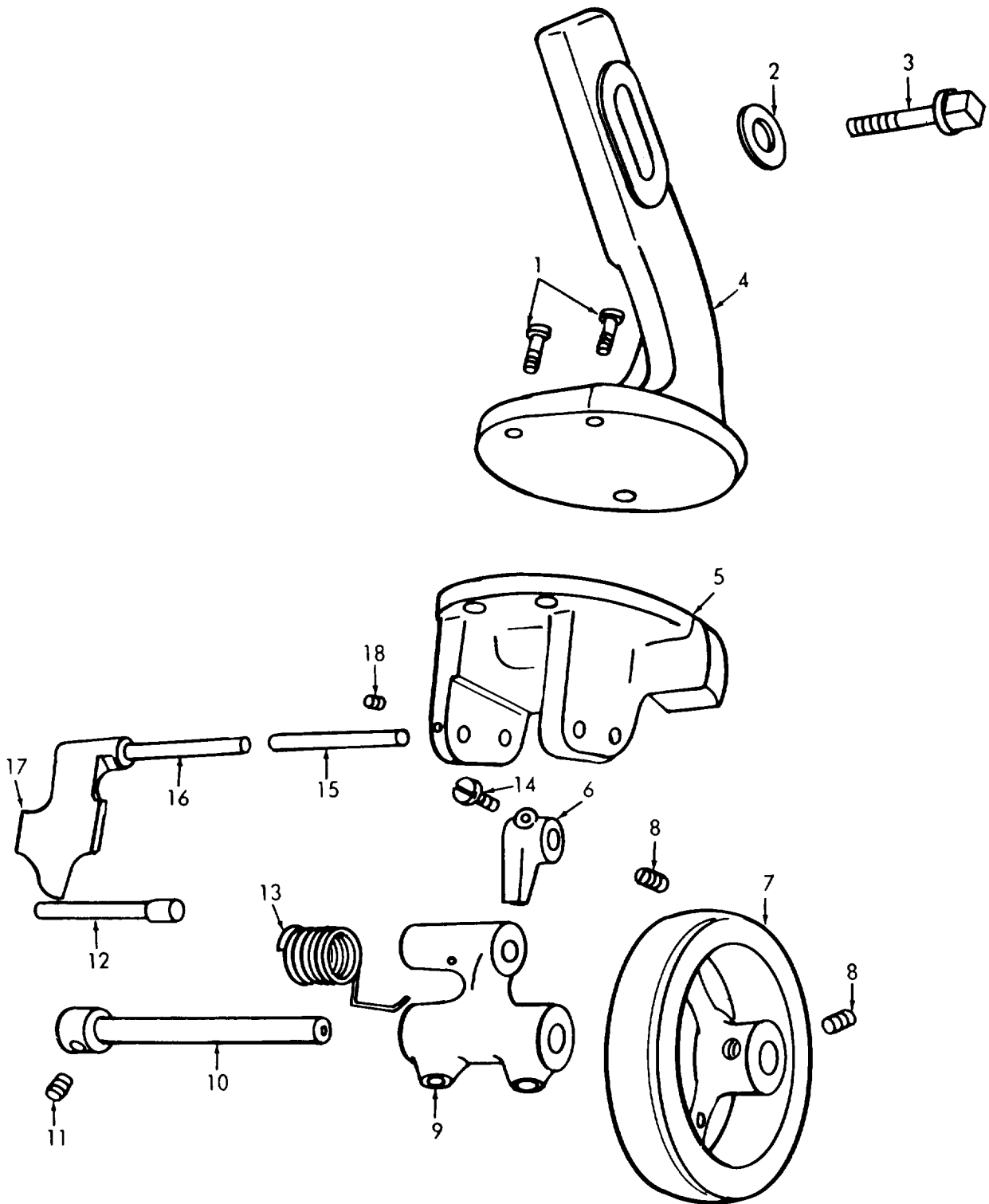
ME 3530-203-34P/22

Figure 22. Heavy Duty Sewing Machine.



ME 3530-203-34P/23

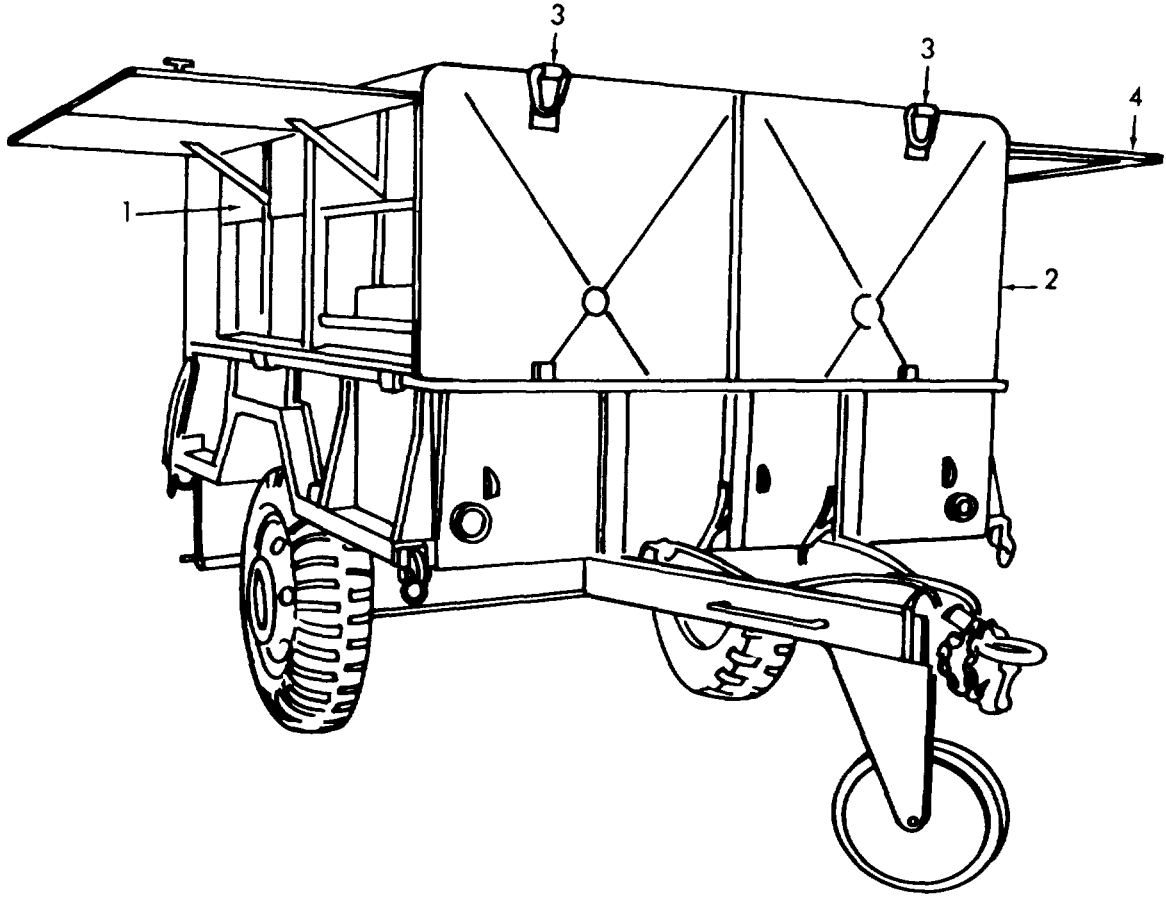
Figure 23. Heavy Duty Machine Arm Shaft, Pulley and Connections.



ME 3530-203-34P/24

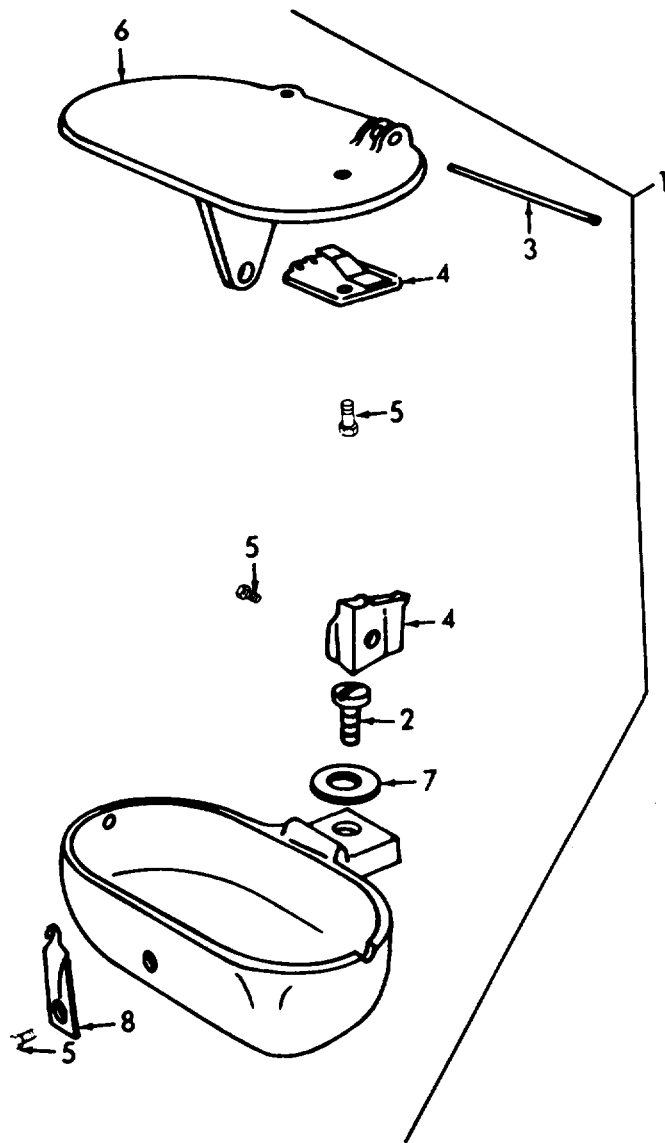
Figure 24. Heavy Duty Machine Bobbin Winder.





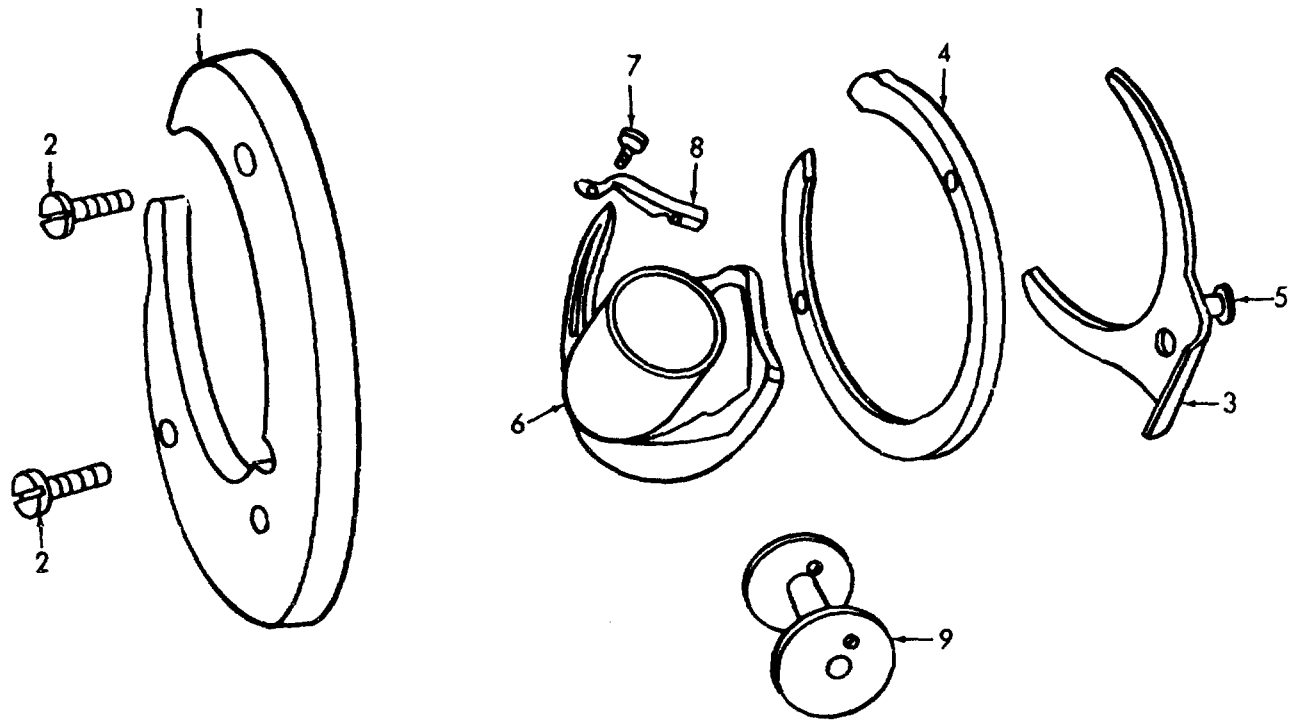
ME 3530-203-34P/1

Figure 25. Heavy Duty Machine Spool Holder.



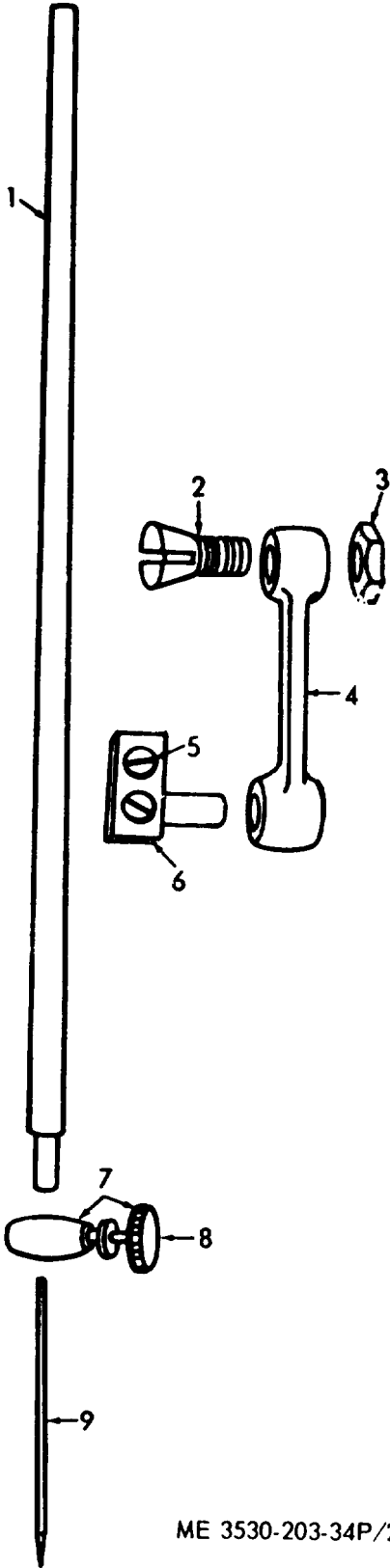
ME 3530-203-34P/26

Figure 26. Heavy Duty Machine Oil Cup.



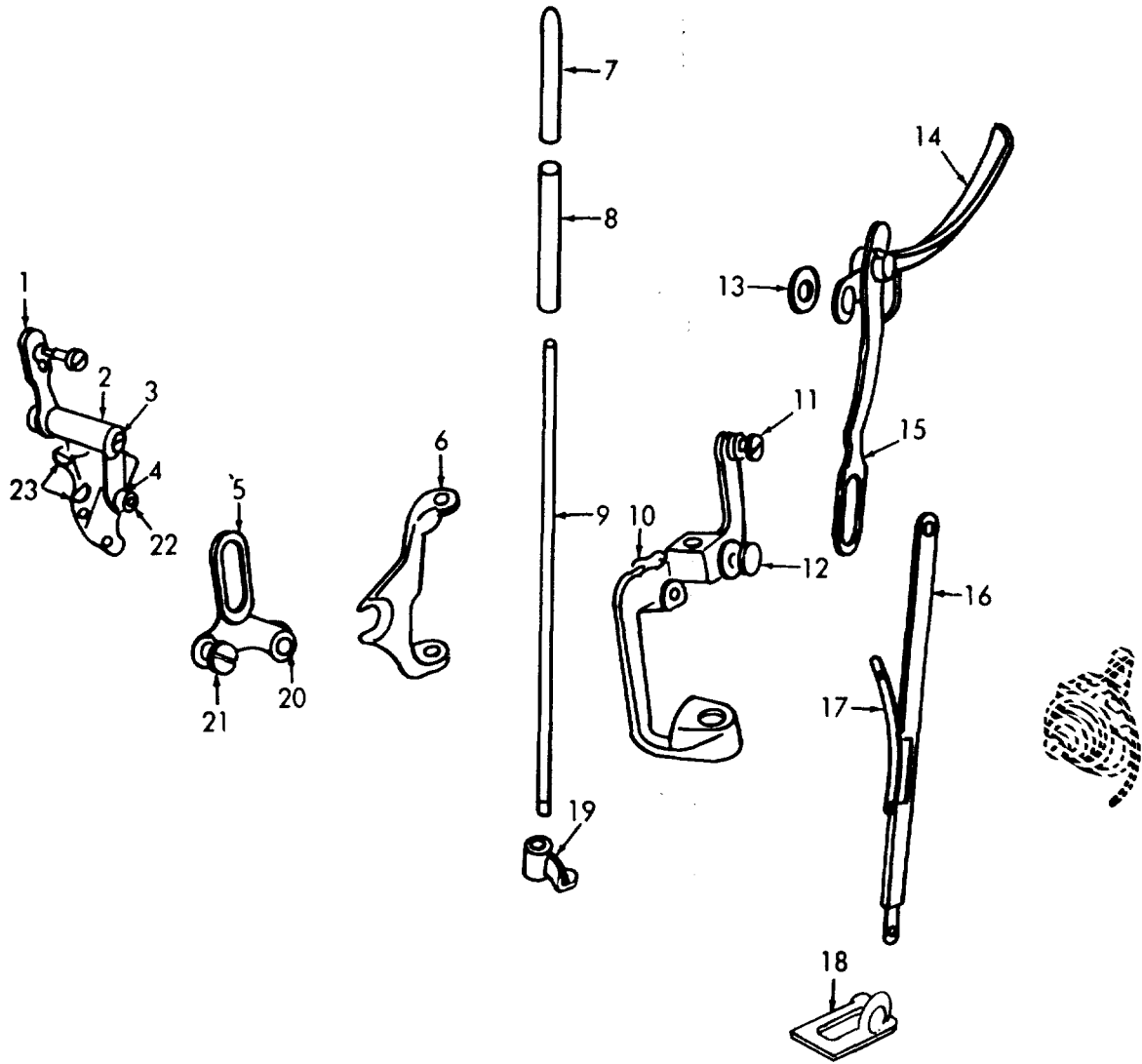
ME 3530-203-34P/28

Figure 28. Heavy Duty Machine Shuttle Cylinder, Race and Bobbin.



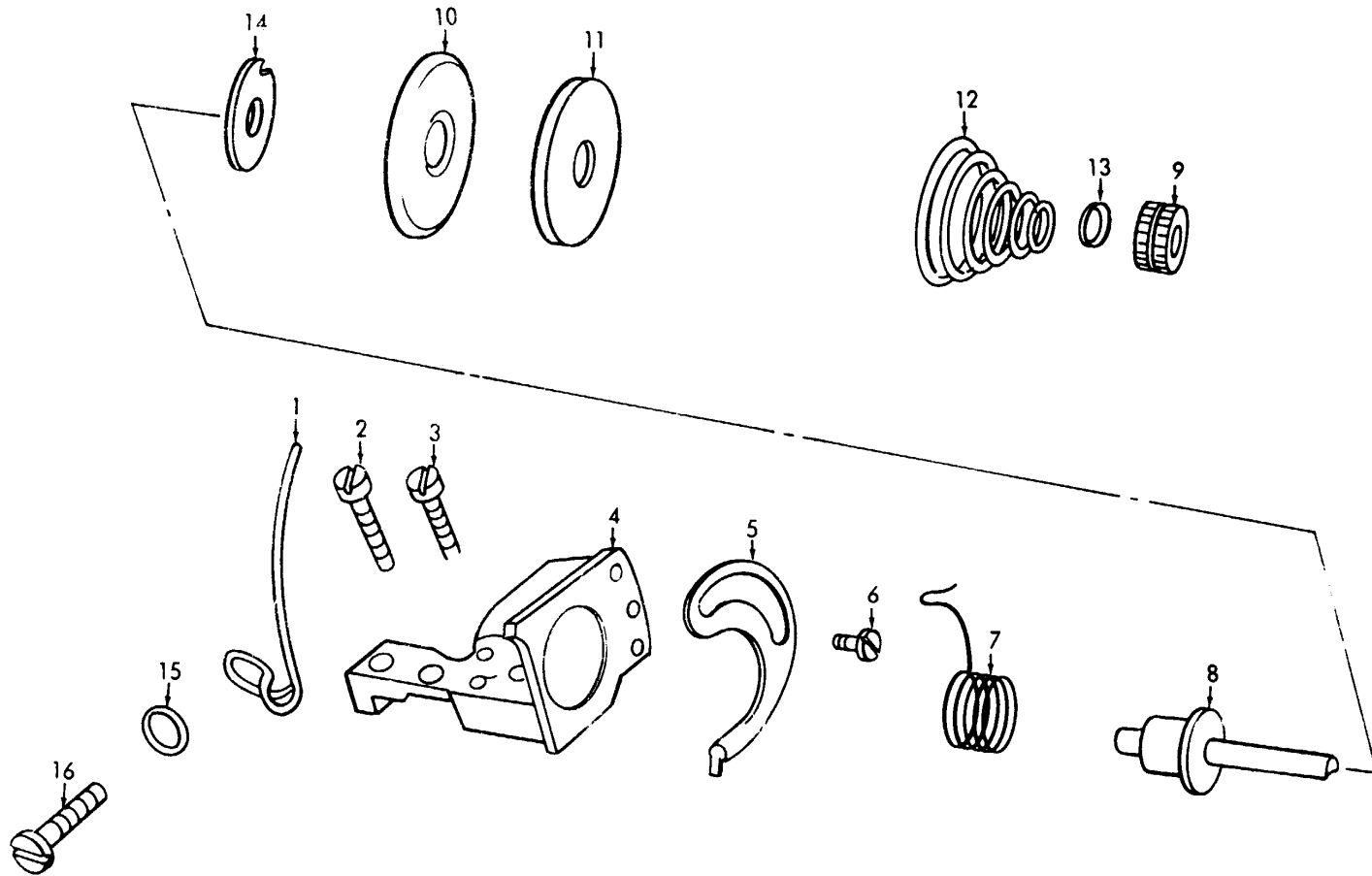
ME 3530-203-34P/29

Figure 29. Heavy Duty Machine Needle Bar and Needle.'



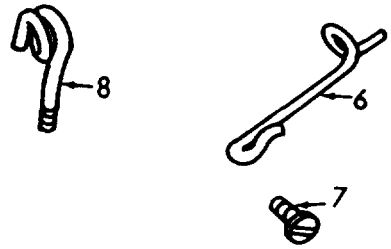
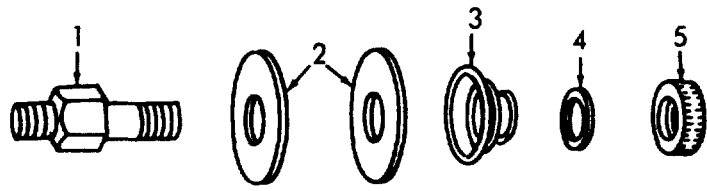
ME 3530-203-34P/30

Figure 30. Heavy Duty Machine Presser Bars and Presser Foot.



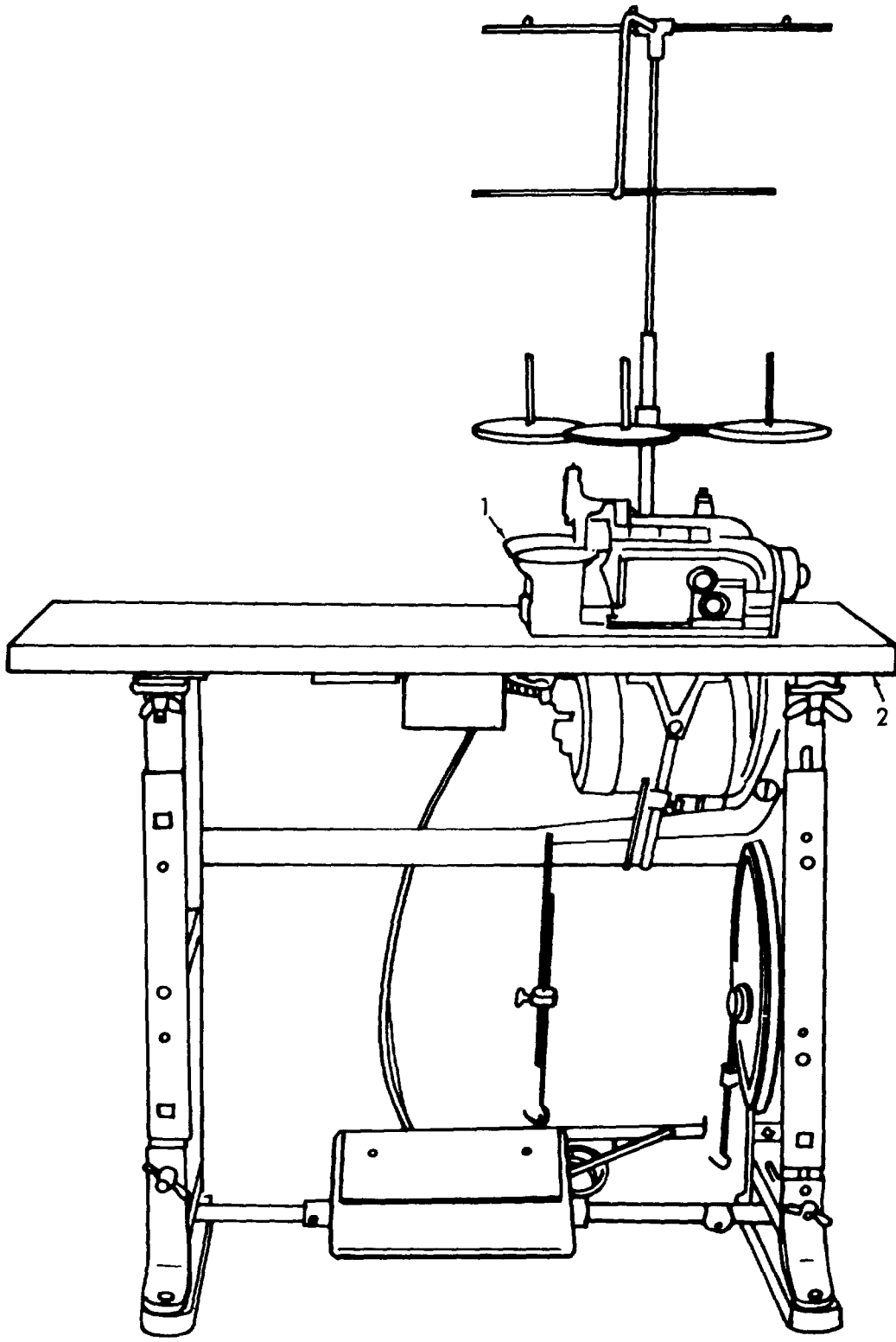
ME 3530-203-34P/31

Figure 31. Heavy Duty machine Thread Tension and Thread Take-Up.



ME 3530-203-34P/32

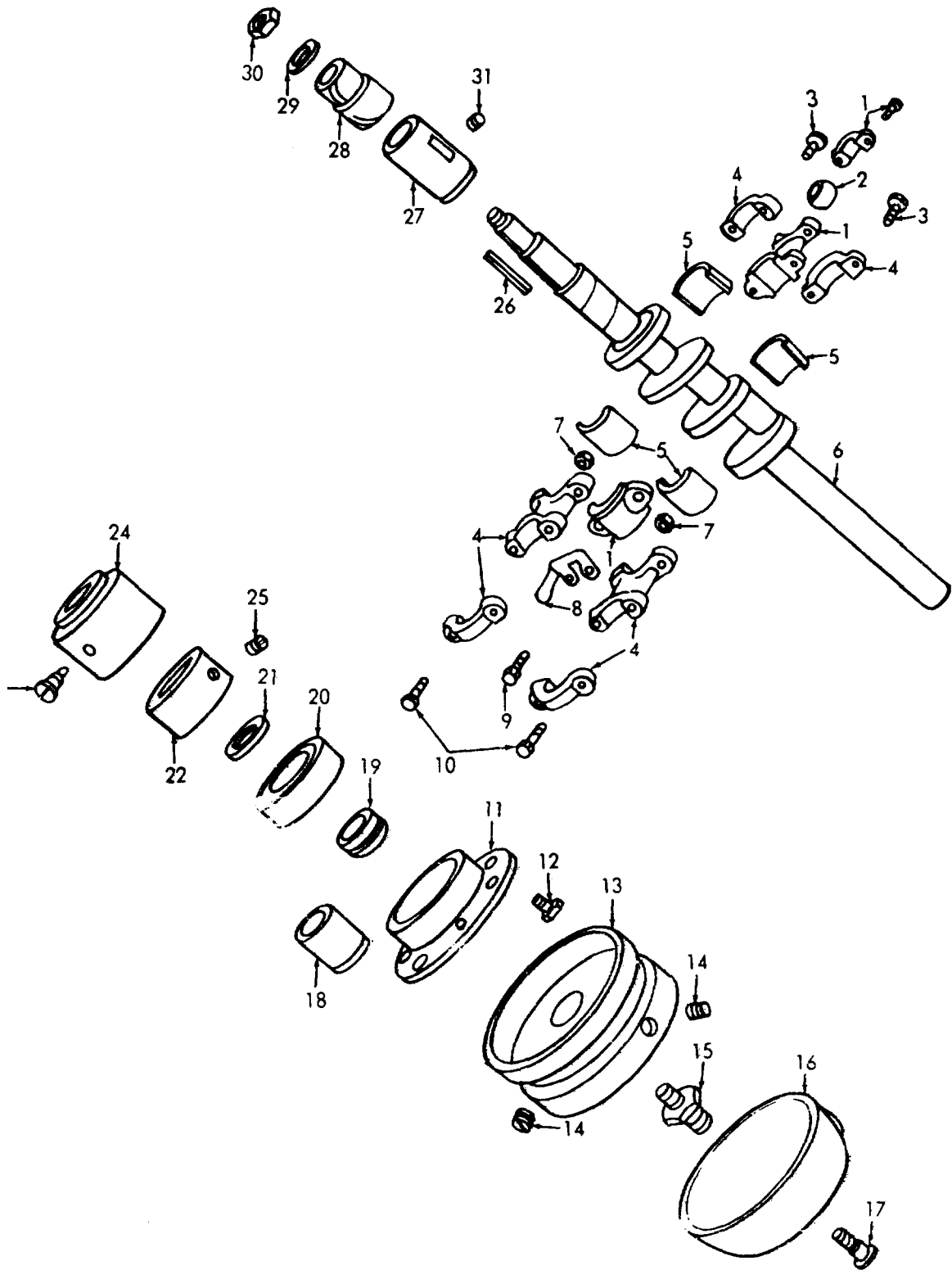
Figure 32. Heavy Duty Machine Thread Disk and Eyelets.



ME 3530-203-34P/33

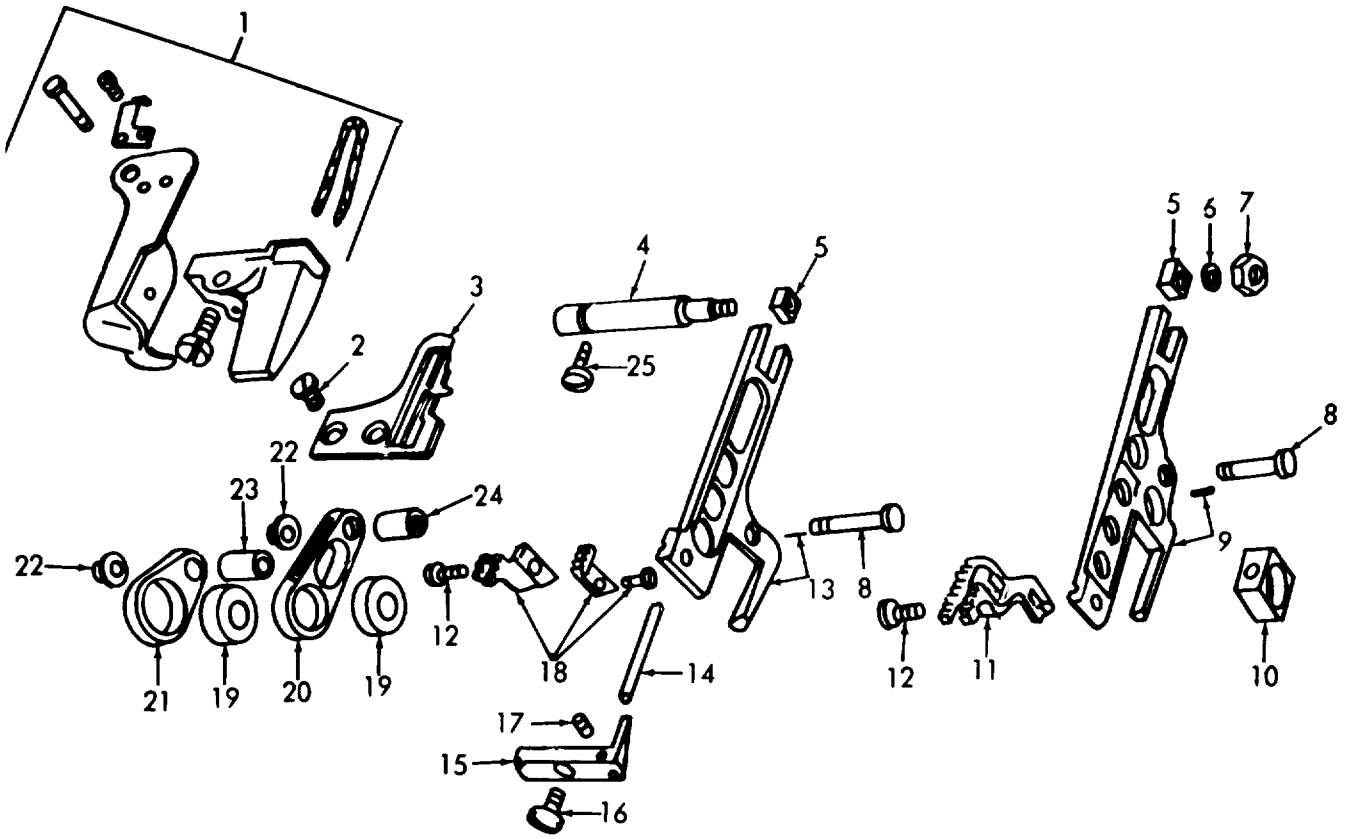
Figure 33. Overedge Sewing Machine





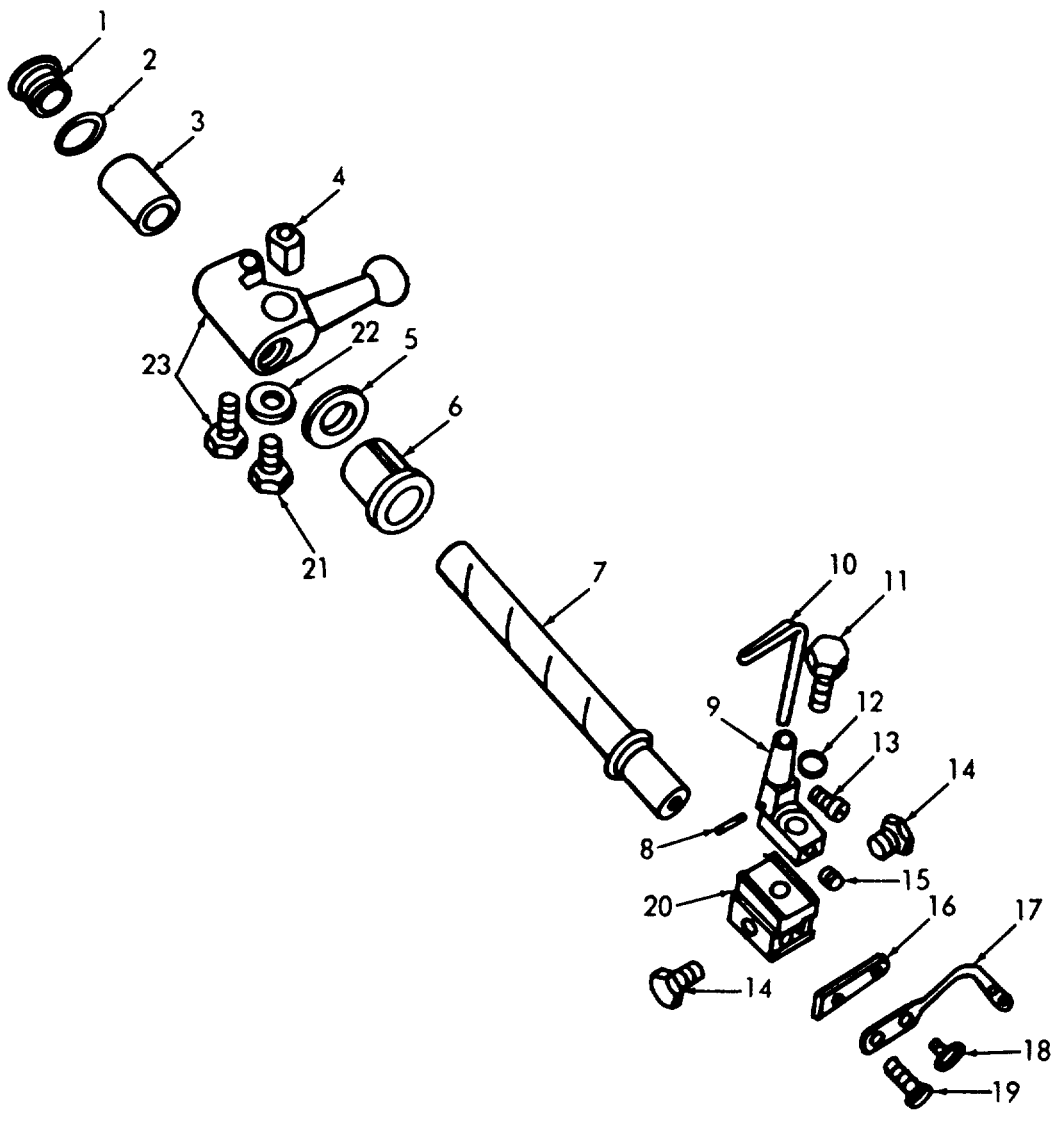
ME 3530-203-34P/34

Figure 34. Overedge machine Bed, Shaft and Pulley.



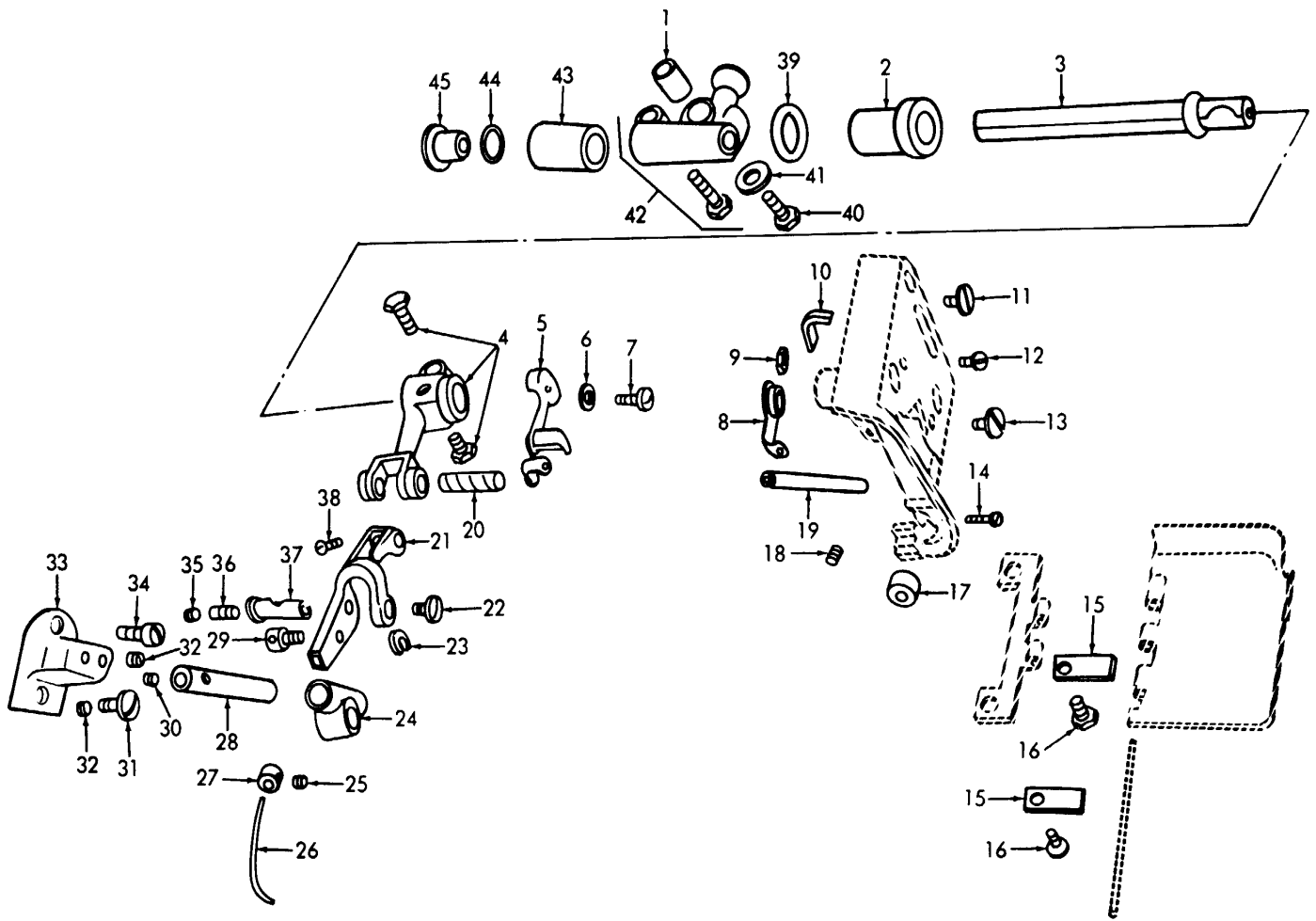
ME 3530-203-34P/35

Figure 35. Overedge Machine Bed and Feed Mechanism.



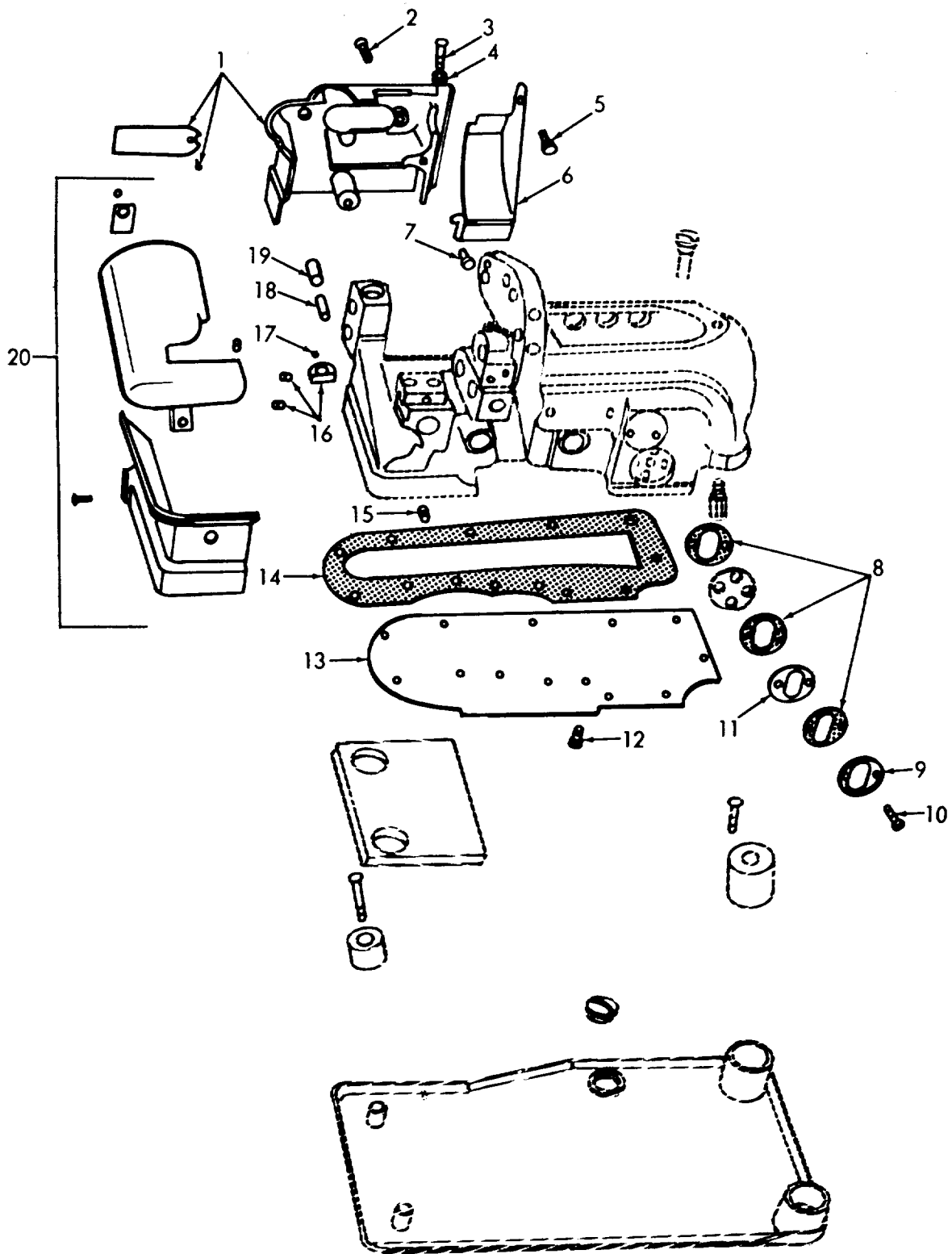
ME 3530-203-34P/36

Figure 36. Overedge Machine Bed and Left Looper.



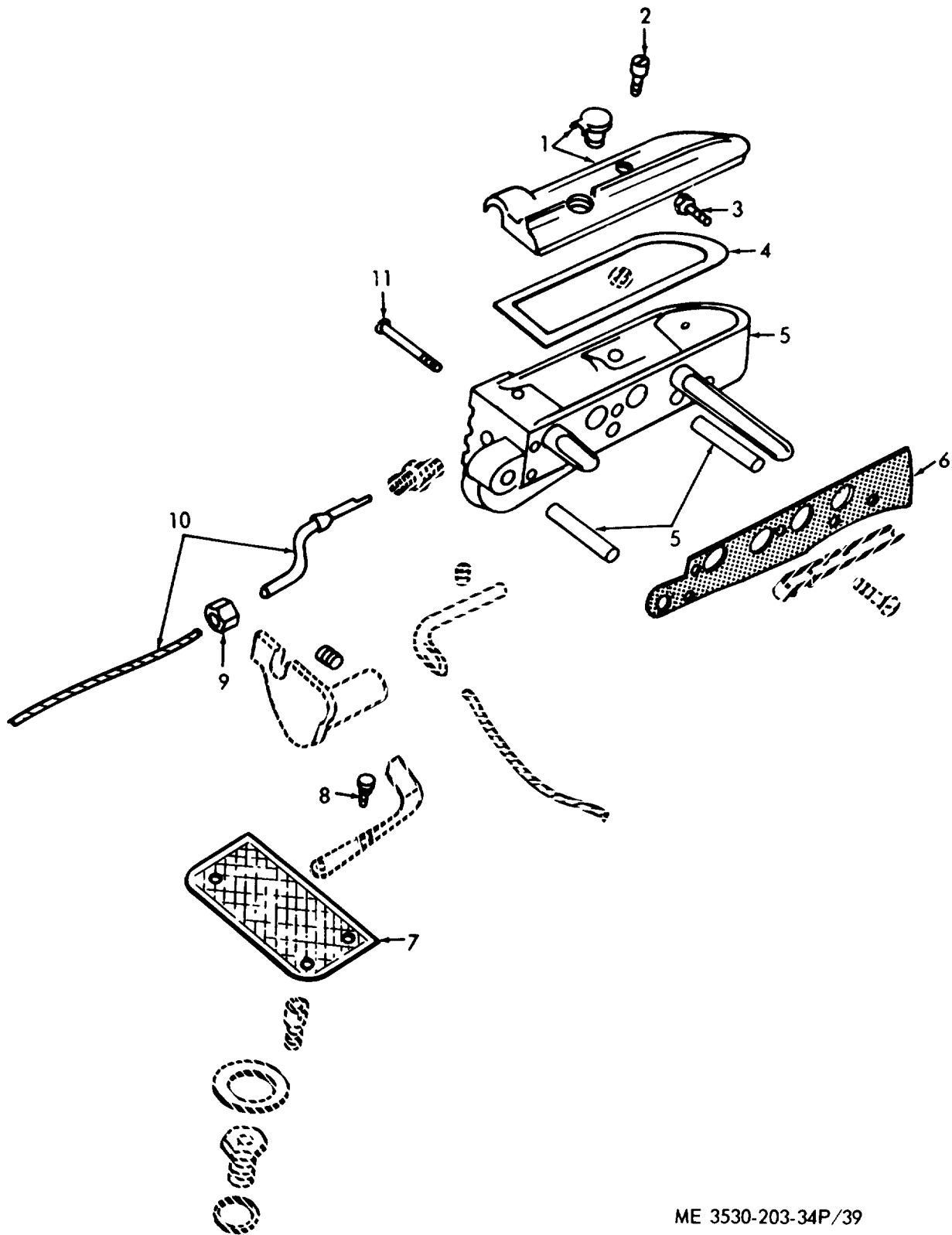
ME 3530-203-34P/37

Figure 37. Overedge Machine Bed and Right Loper.



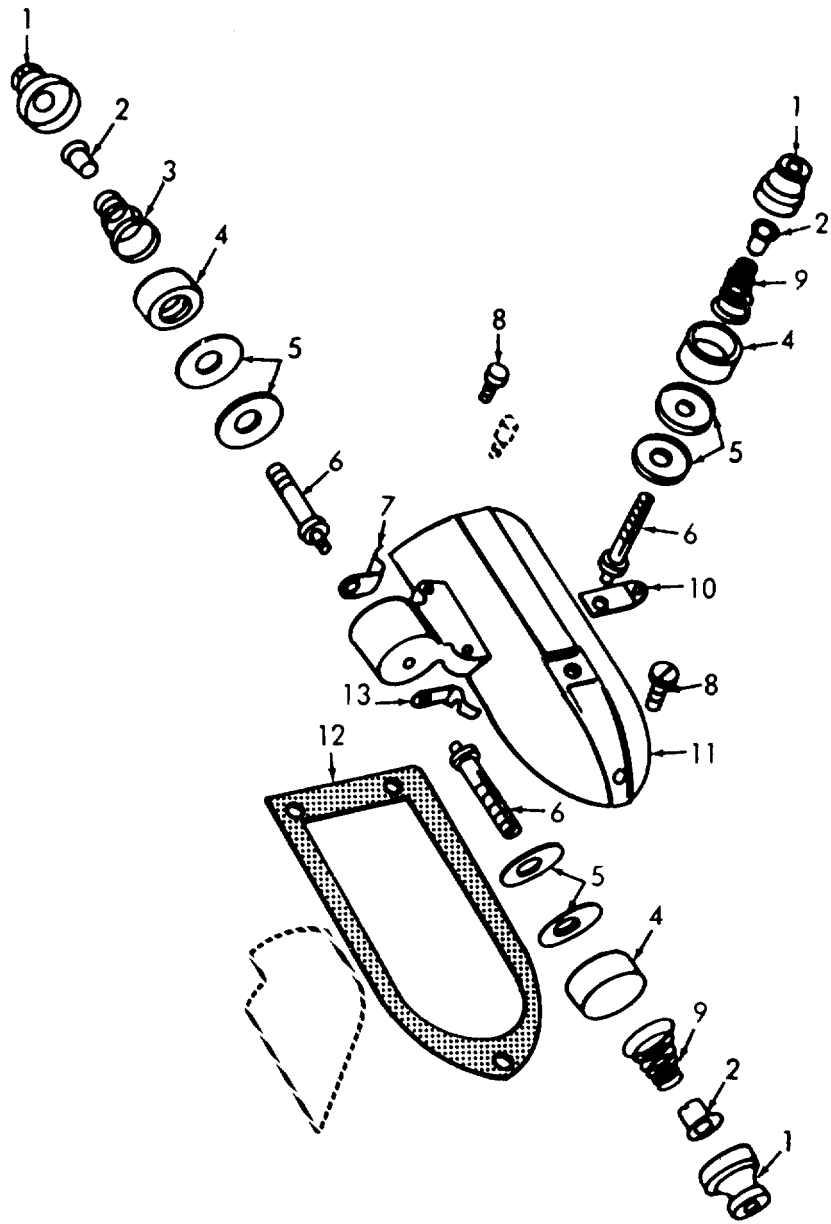
ME 3530-203-34P/38

Figure 38. Overedge Machine Bed, Frame and Head.



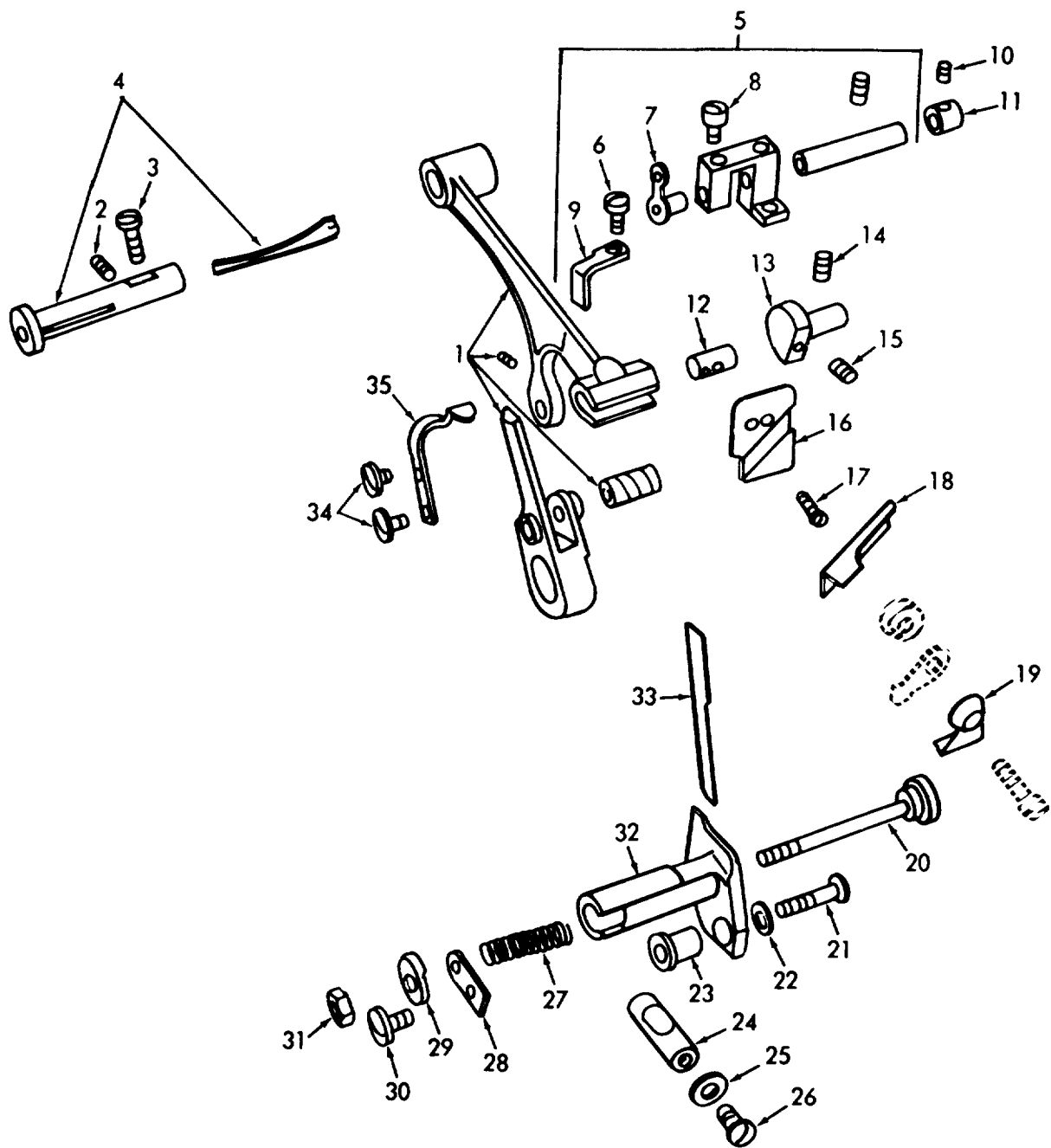
ME 3530-203-34P/39

Figure 39. Overedge Machine Frame Oil Cooler.



ME 3530-203-34P/40

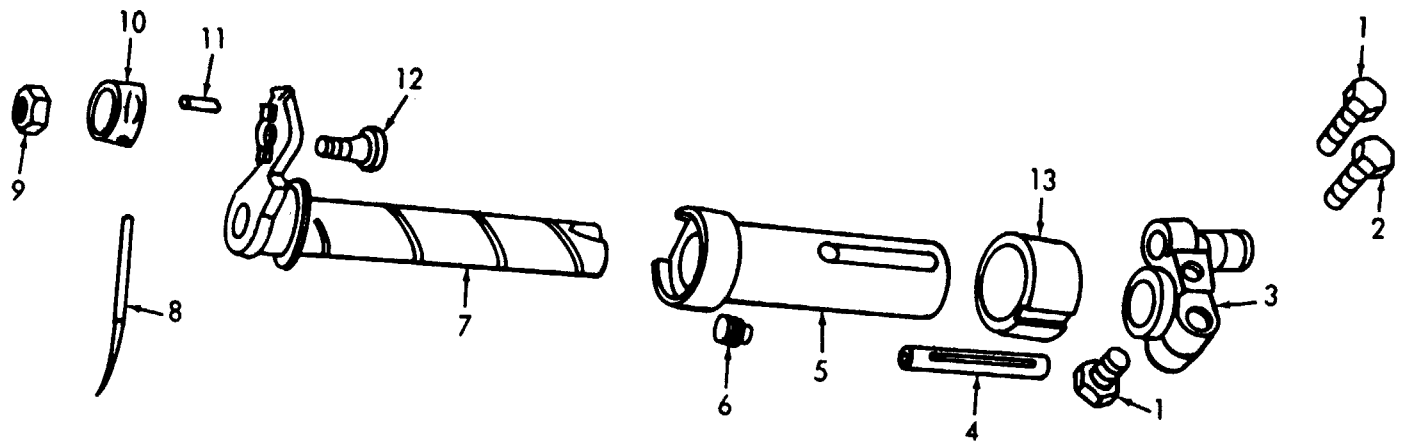
Figure 40. Overedge Machine Frame Cover and Thread Tension.



ME 3530-203-34P/41

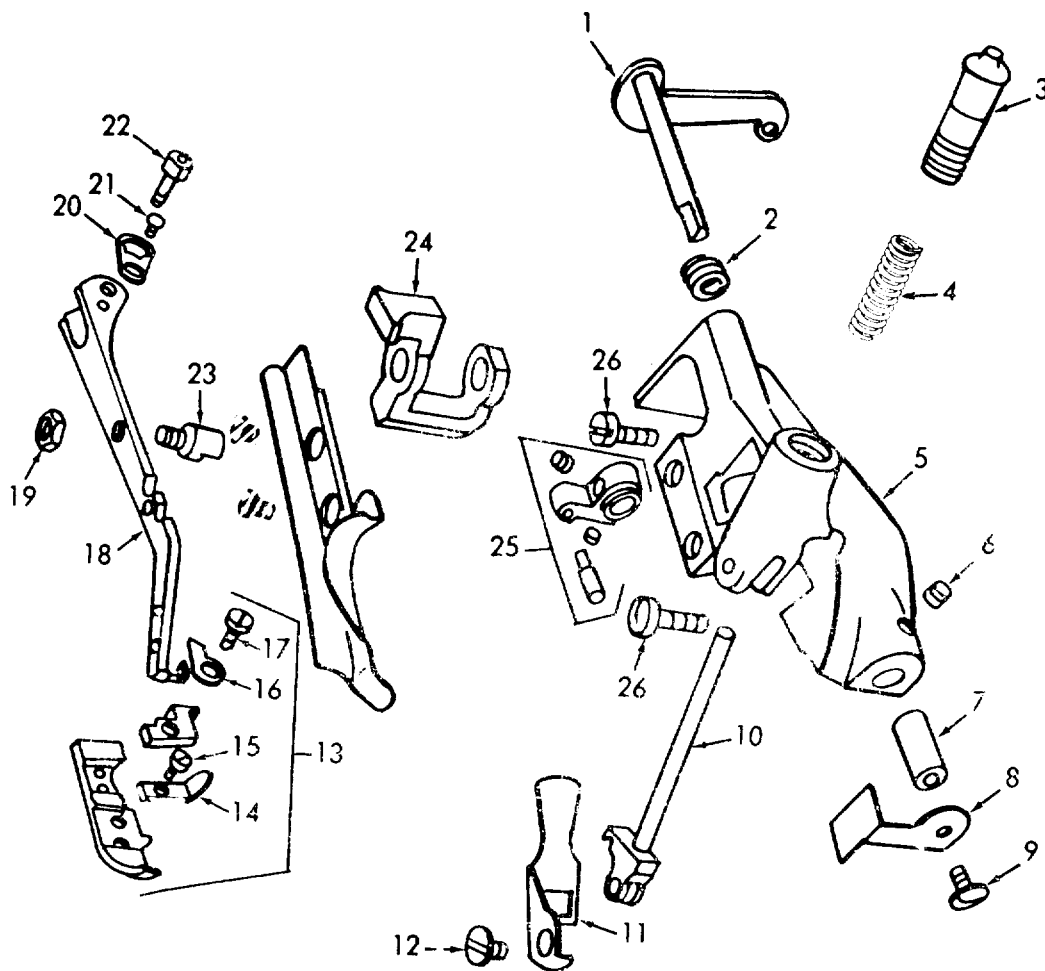
Figure 41. Overedge Machine Head, Knife and Knife Holder.





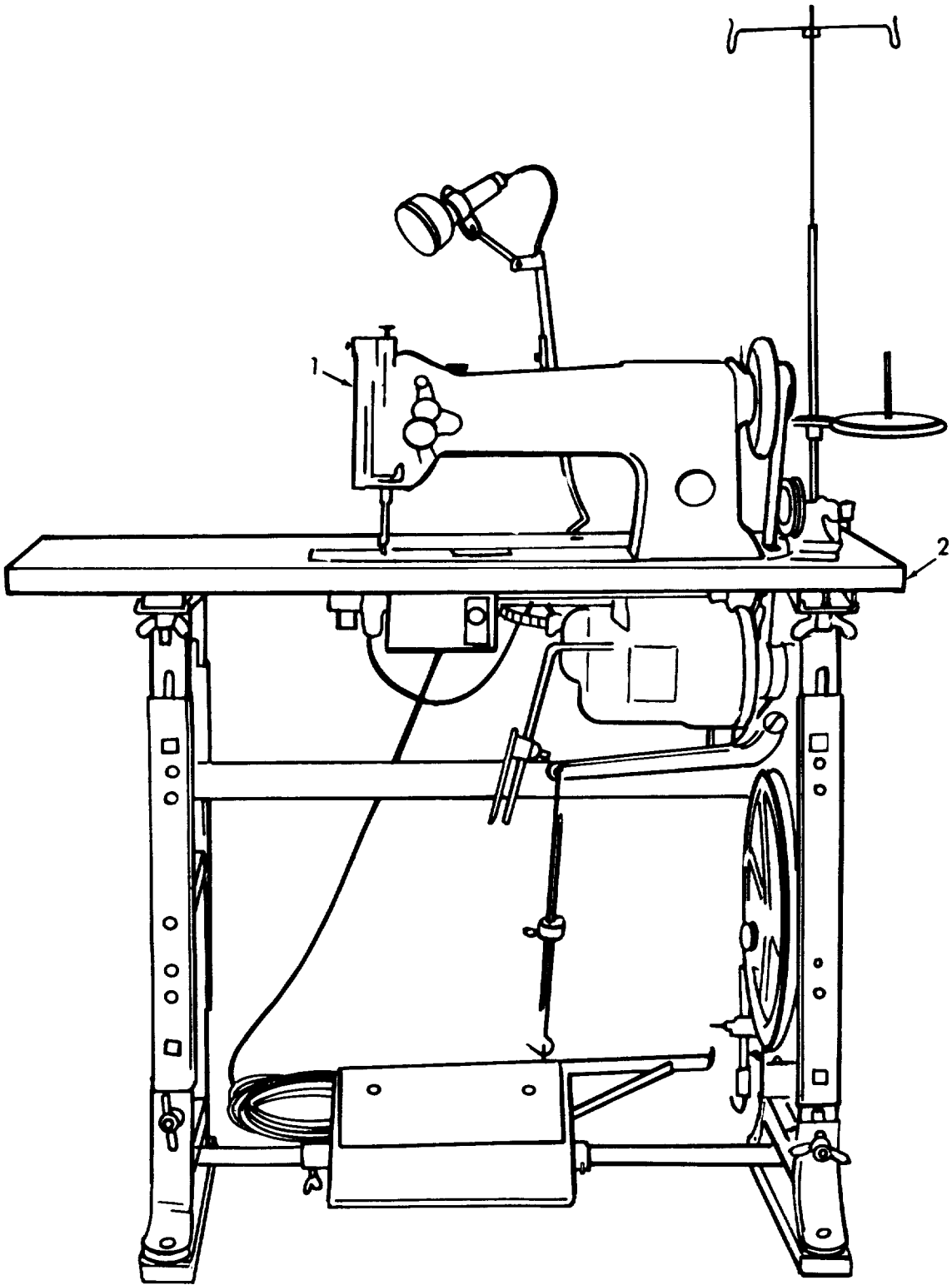
ME 3530-203-34P/42

Figure 42. Overedge Machine Needle Driving Shaft.



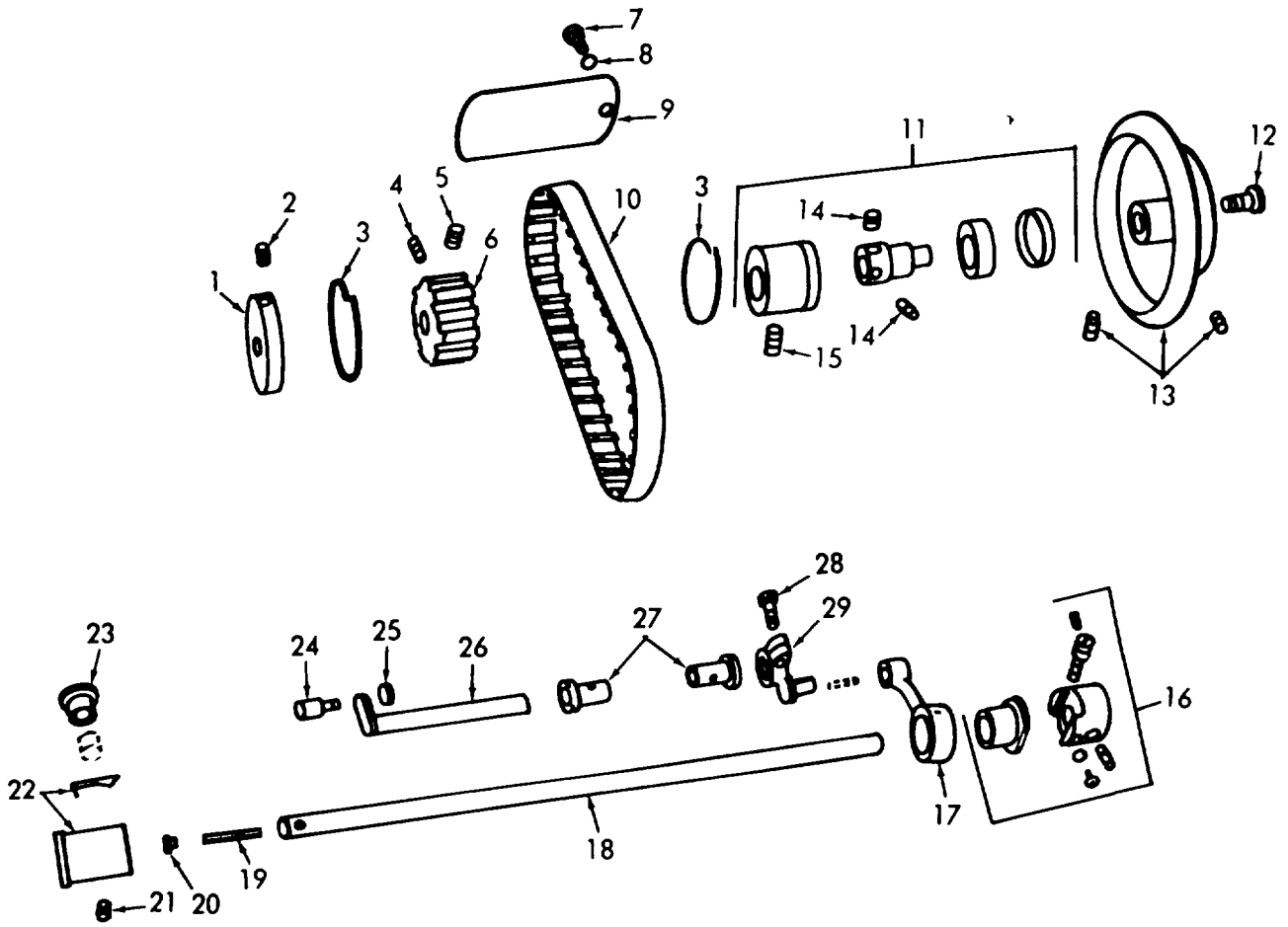
ME 3530-203-34P/43

Figure 43. Overedge Machine head, Presser Bar and Housing.



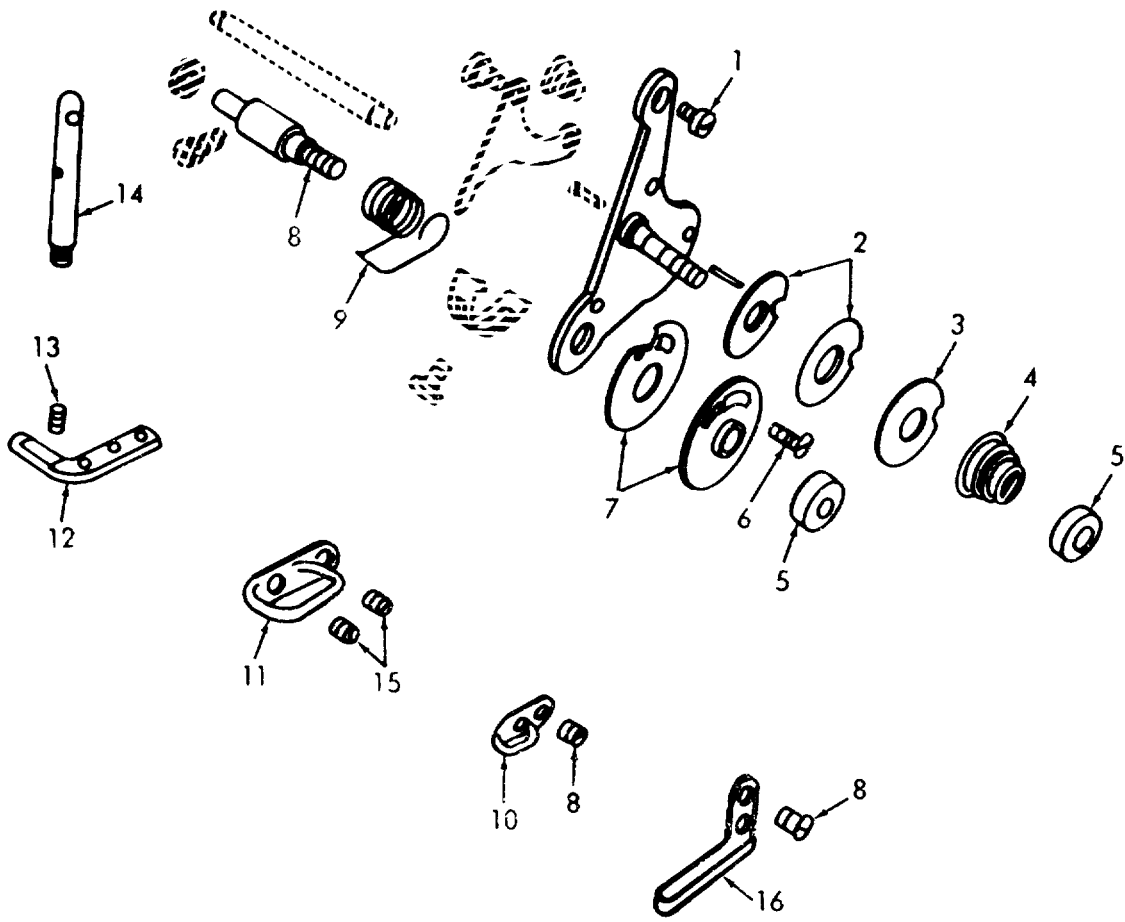
ME 3530-203-34P/44

Figure 44. Textile Sewing Machine.



ME 3530-203-34P/45

Figure 45. Textile Machine Arm Shaft and Hool Shaft.



ME 3530-203-34P/46

Figure 46. Textile Machine Arm and Thread Tension.

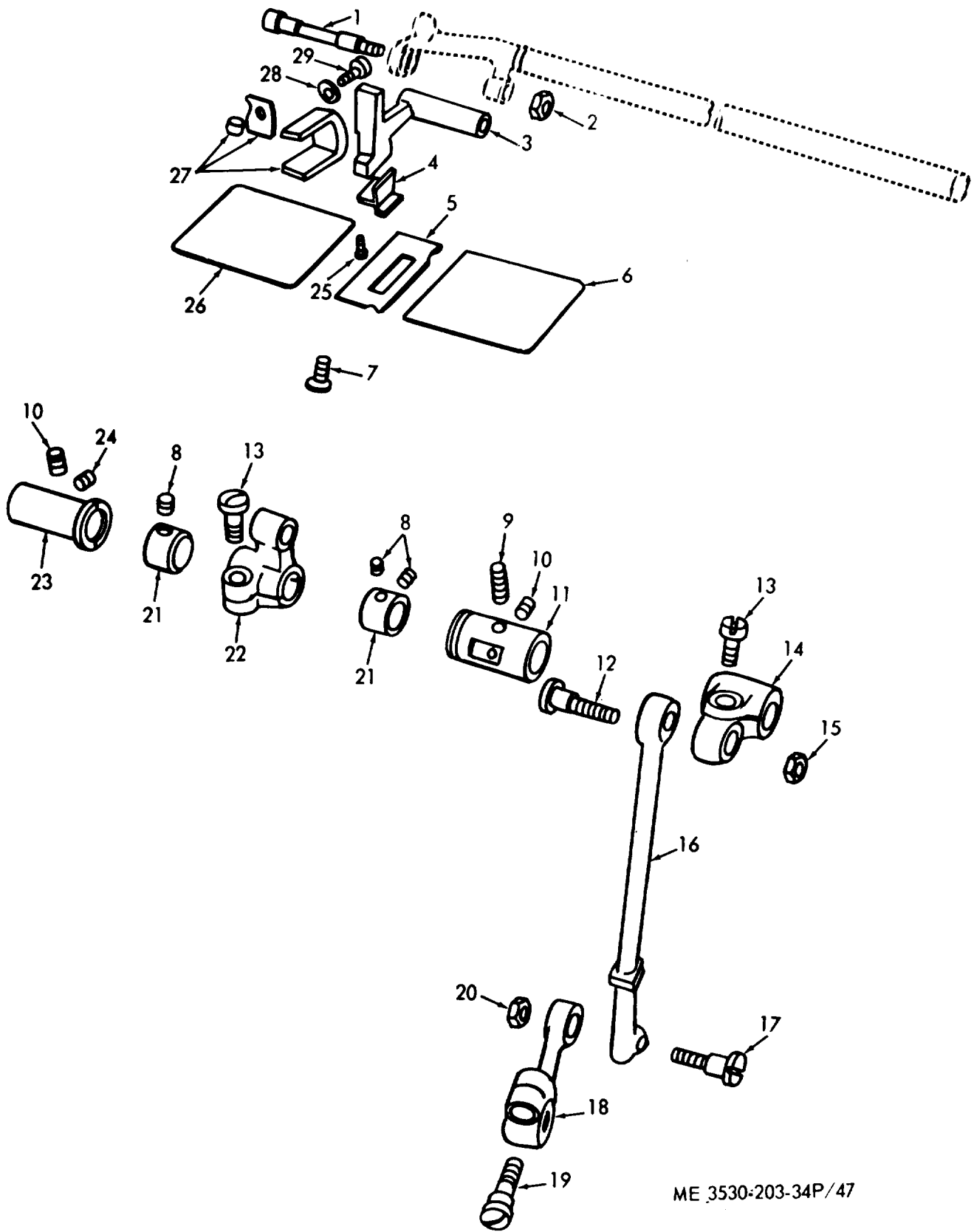
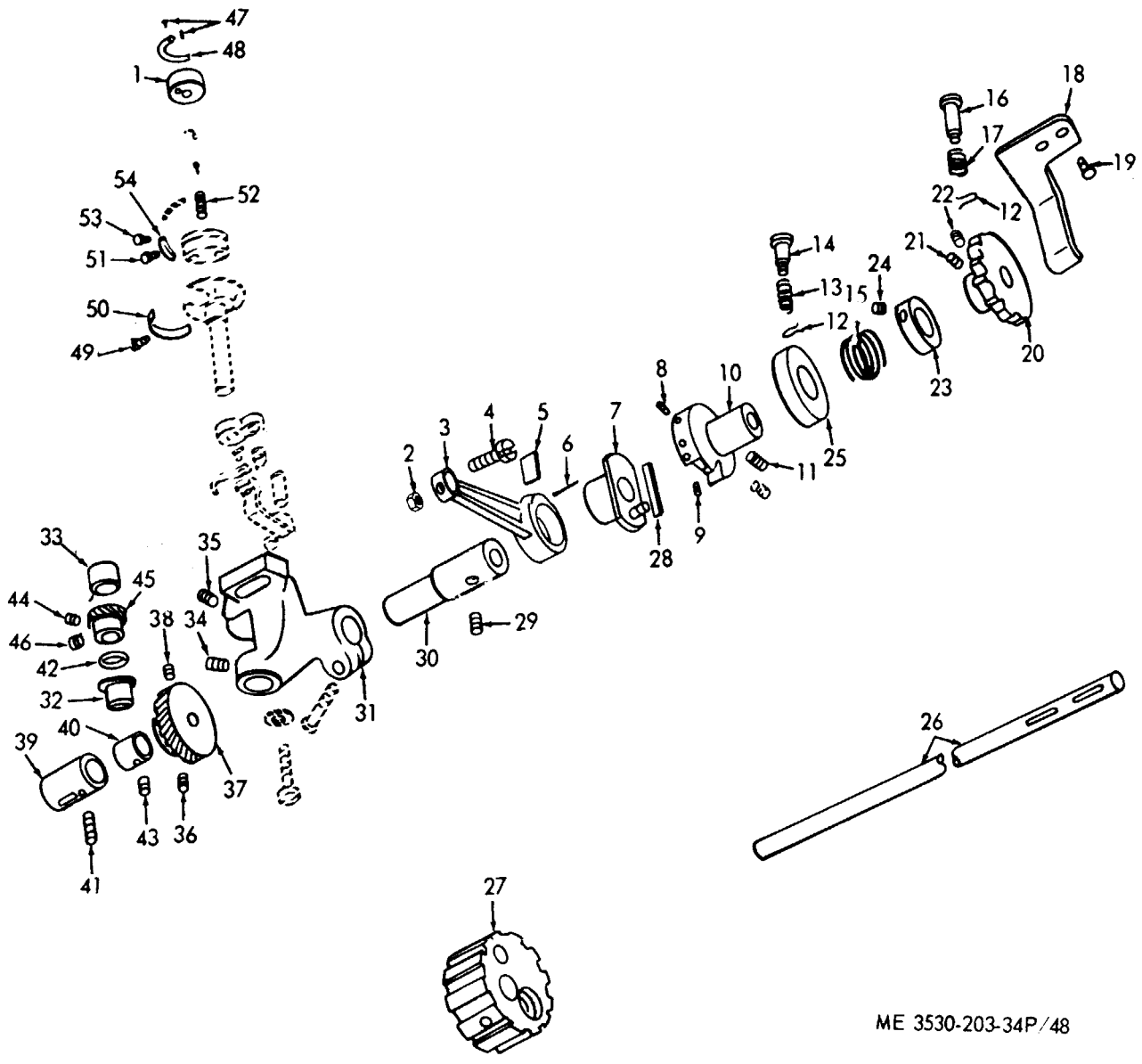
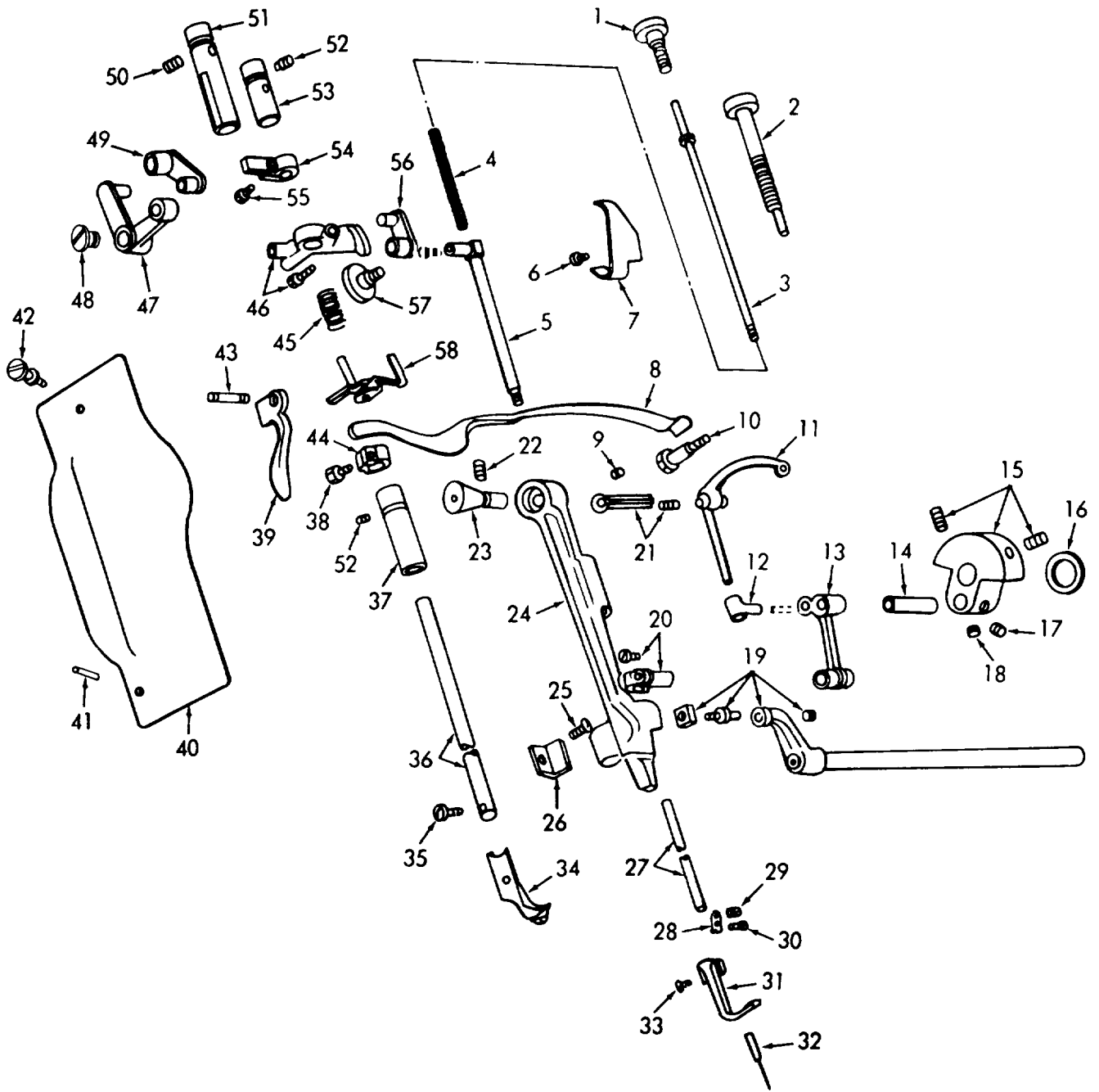


Figure 47. Textile Machine Bed, Feed Bar and Connector



ME 3530-203-34P/48

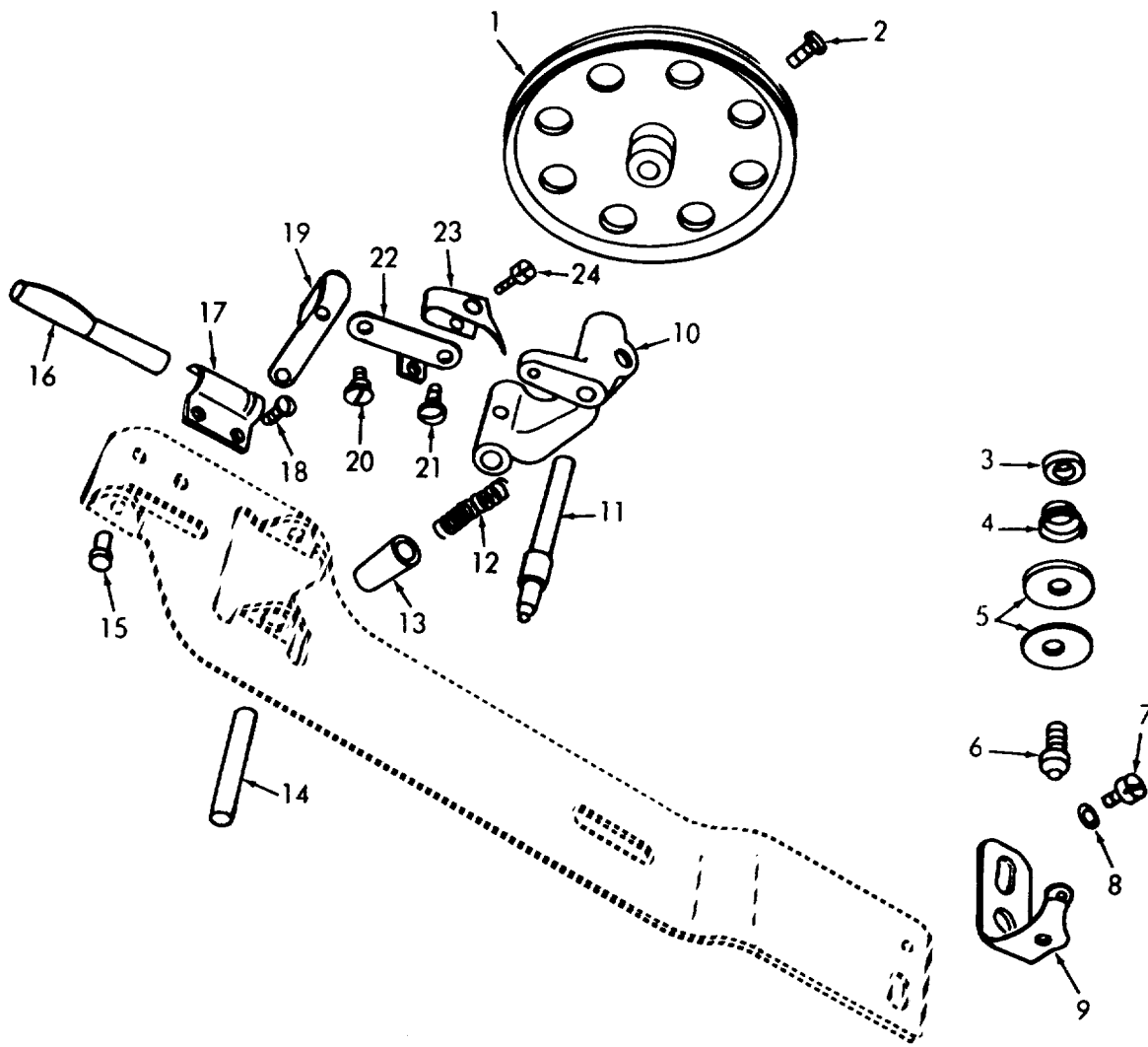
Figure 48. Textile Machine Bed, Saddle, Hook Shaft and Bobbin Case.



ME 3530-203-34P/49

Figure 49. Textile Machine Head, Needle Bar and Presser Bar.





ME 3530-203-34P/50

Figure 50. Bobbin Winder.

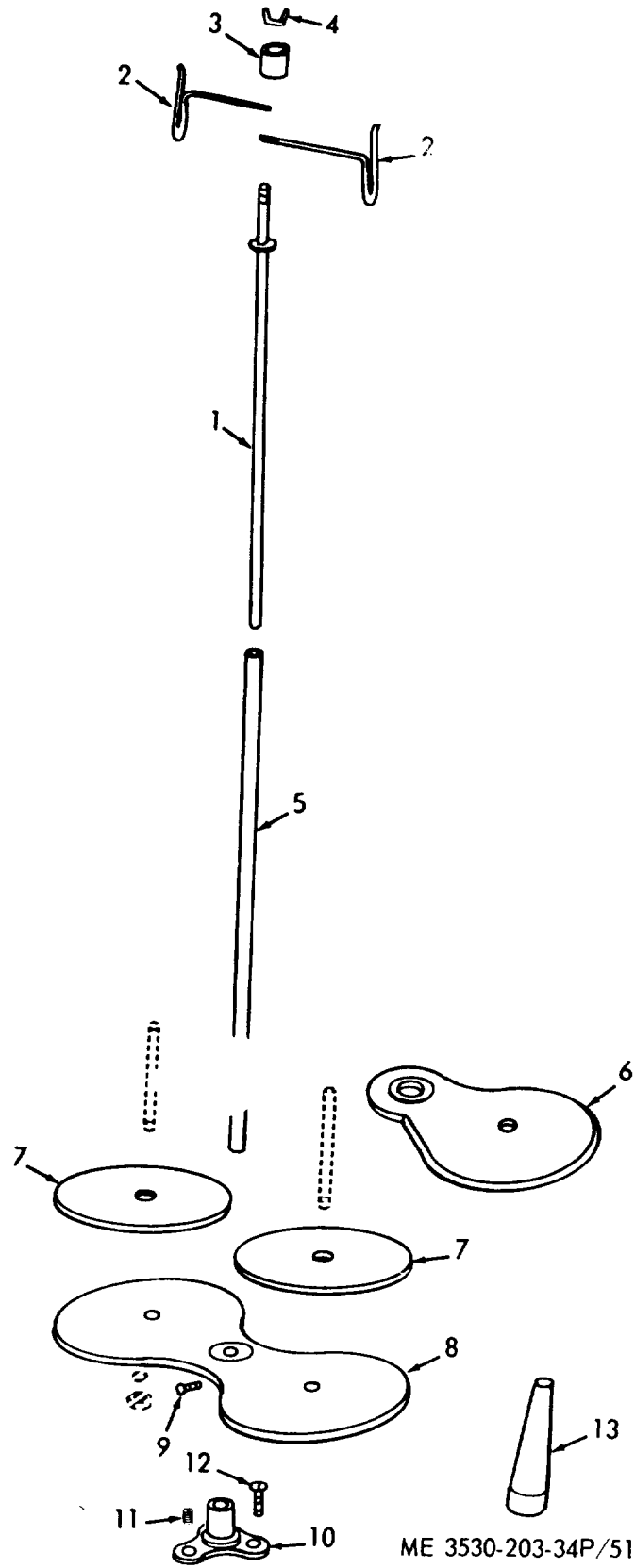
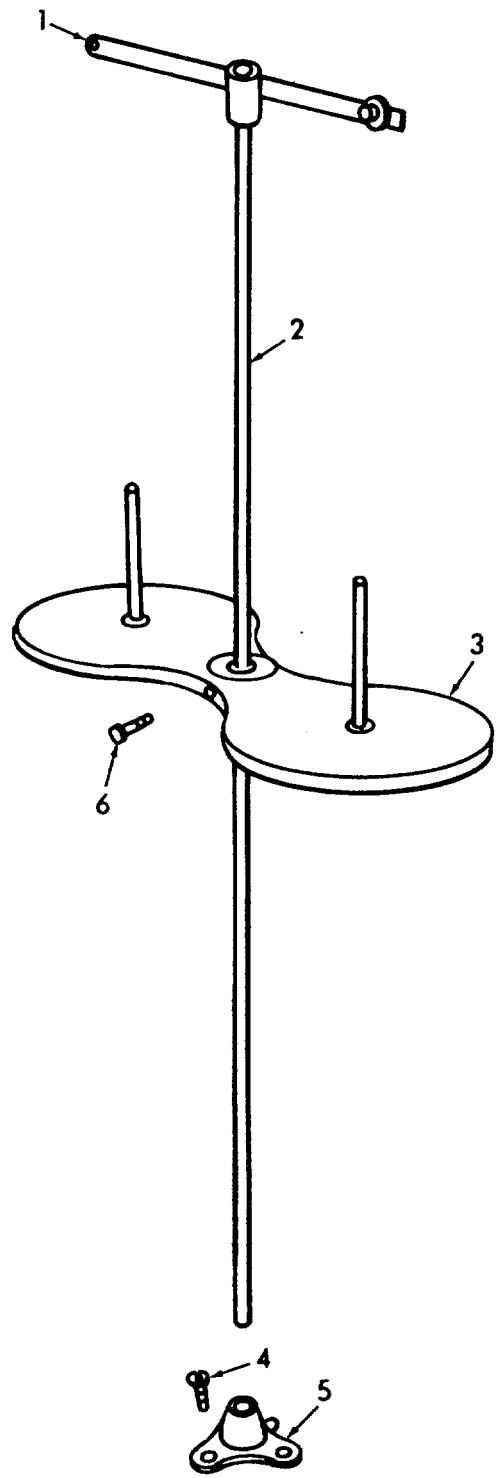
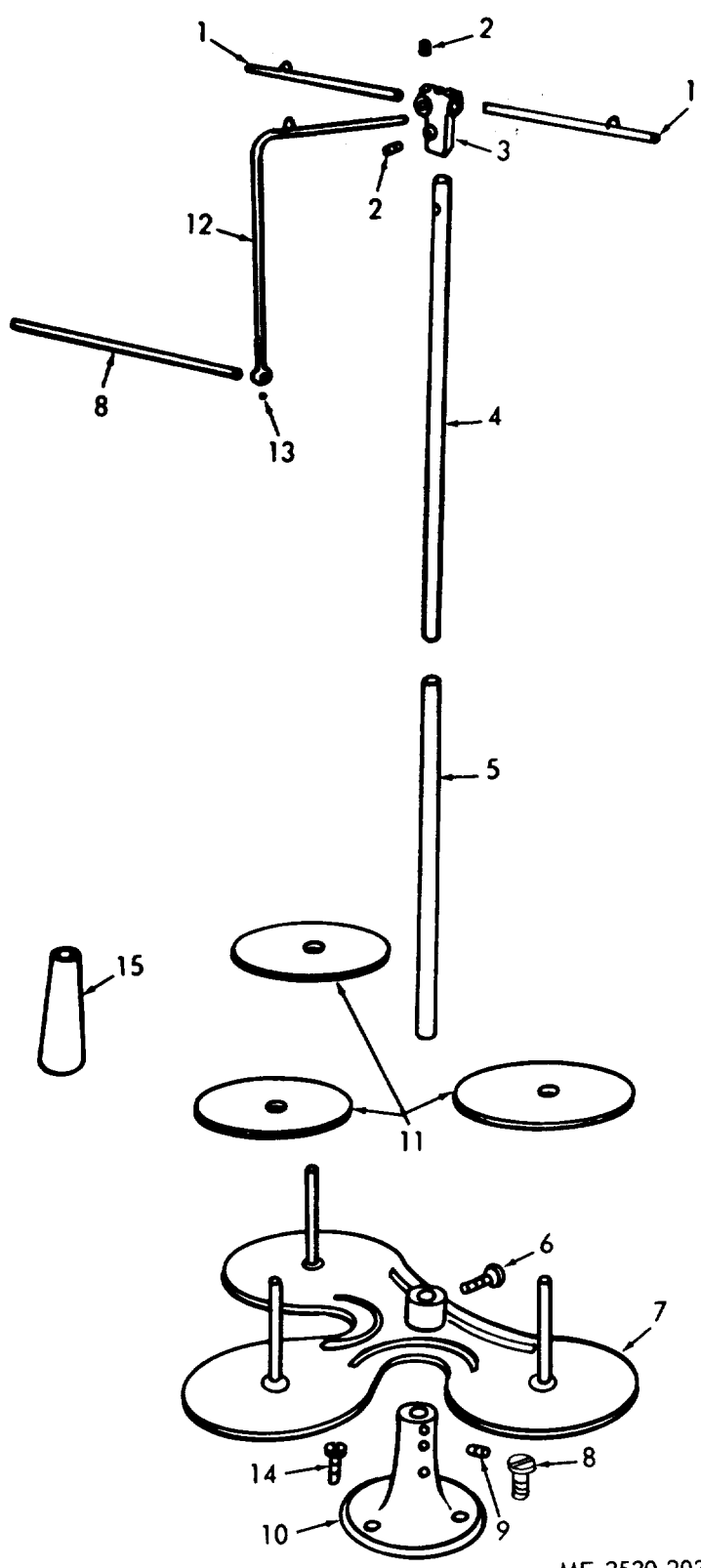


Figure 51. One and Two Thread Unwinder



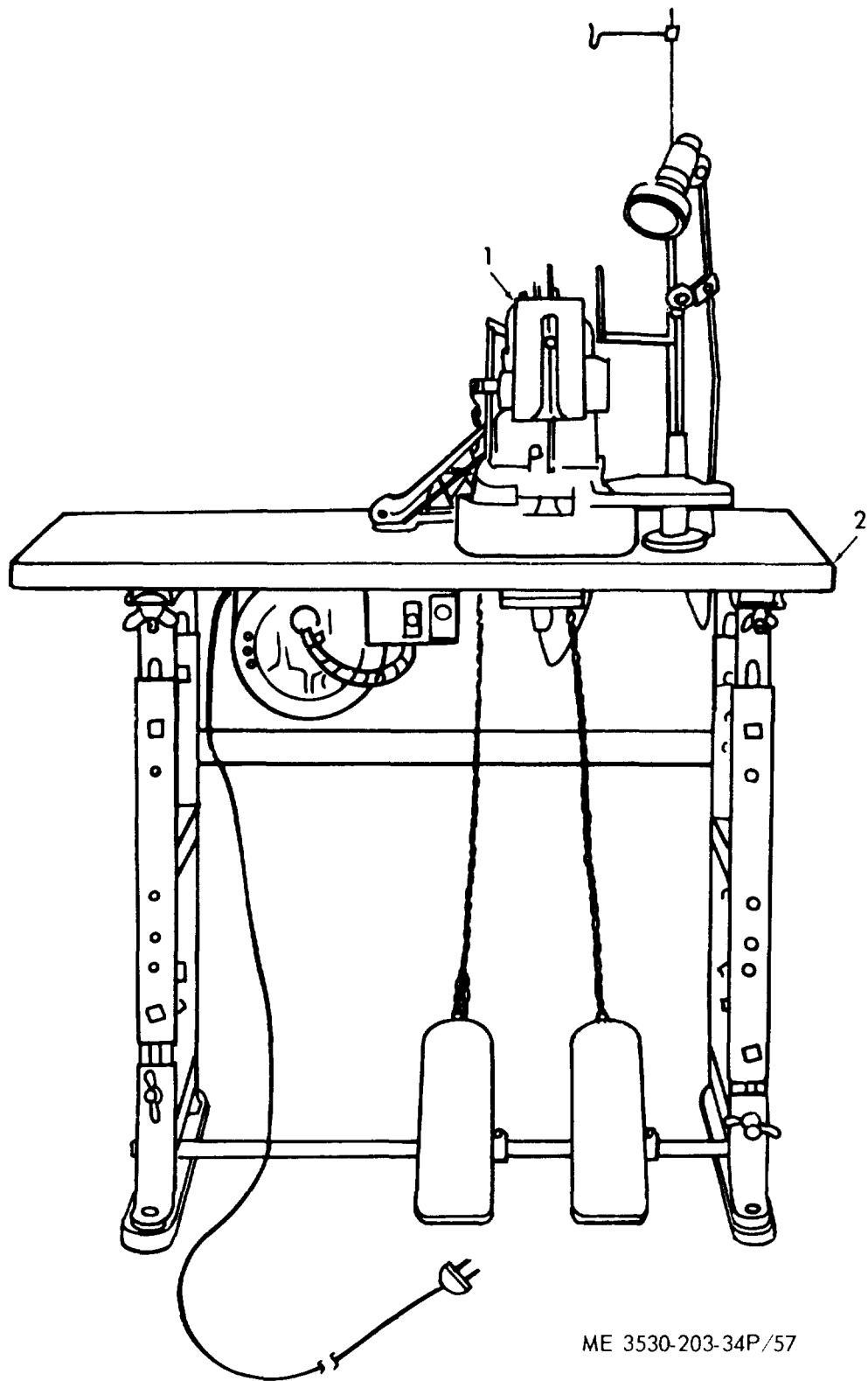
ME 3530-203-34P/52

Figure 52. Heavy Duty Machine Two Cone Thread Unwinder.



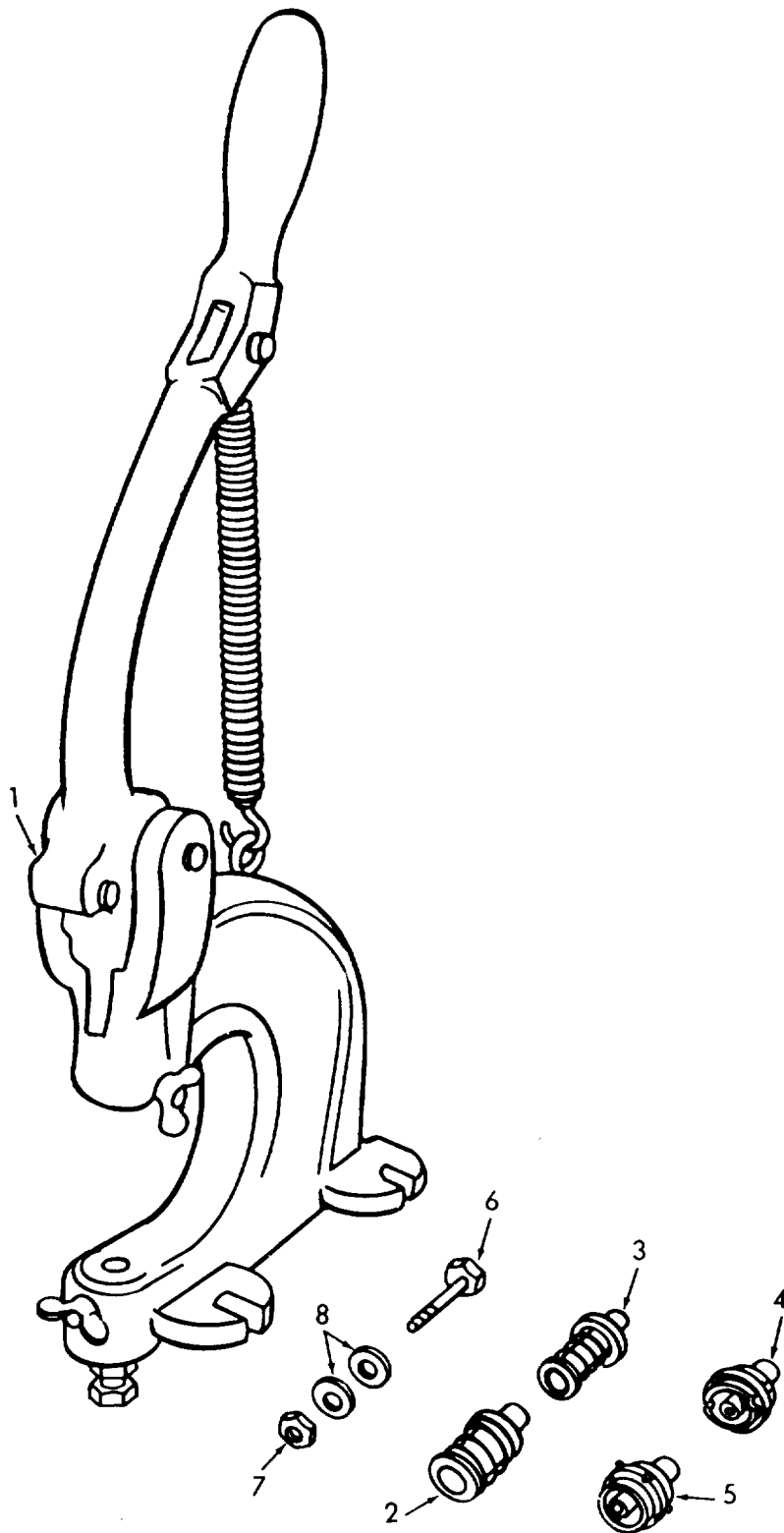
ME 3530-203-34P/53

Figure 53. Three Cone Thread Unwinder



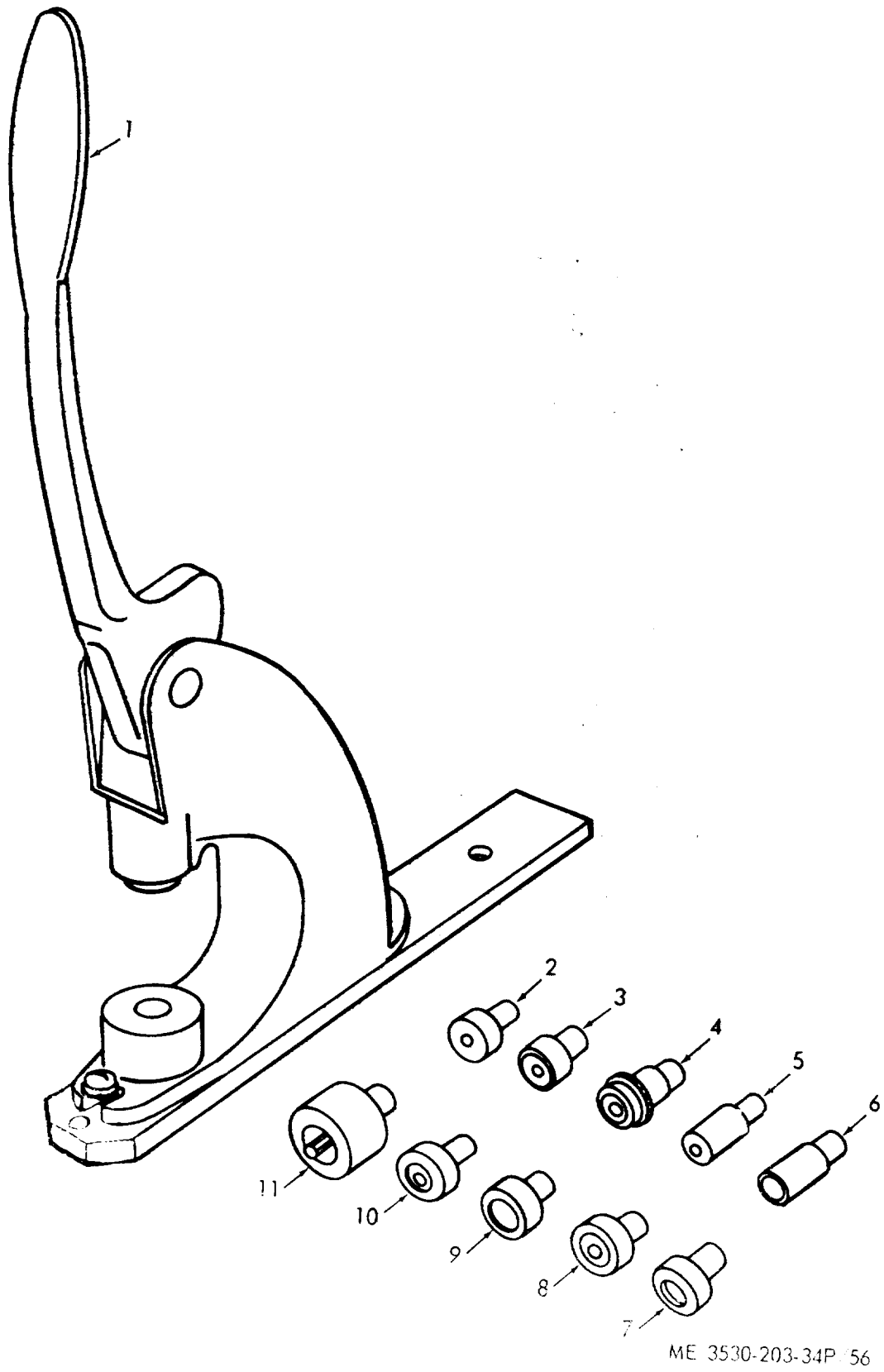
ME 3530-203-34P/57

Figure 54. Folding Table.



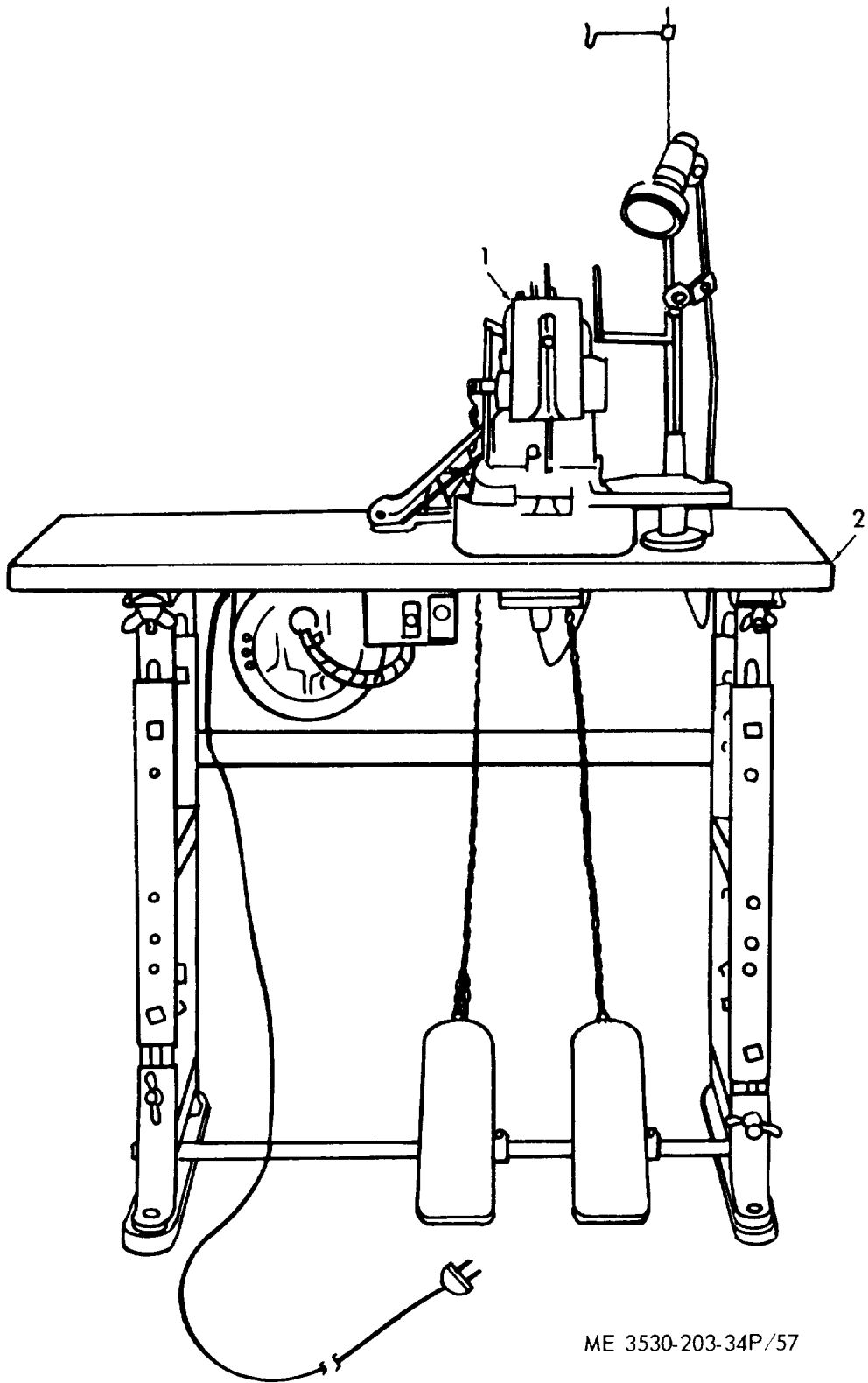
ME 3530-203-34P/55

Figure 55. Attaching Machine.



ME 3530-203-34P 56

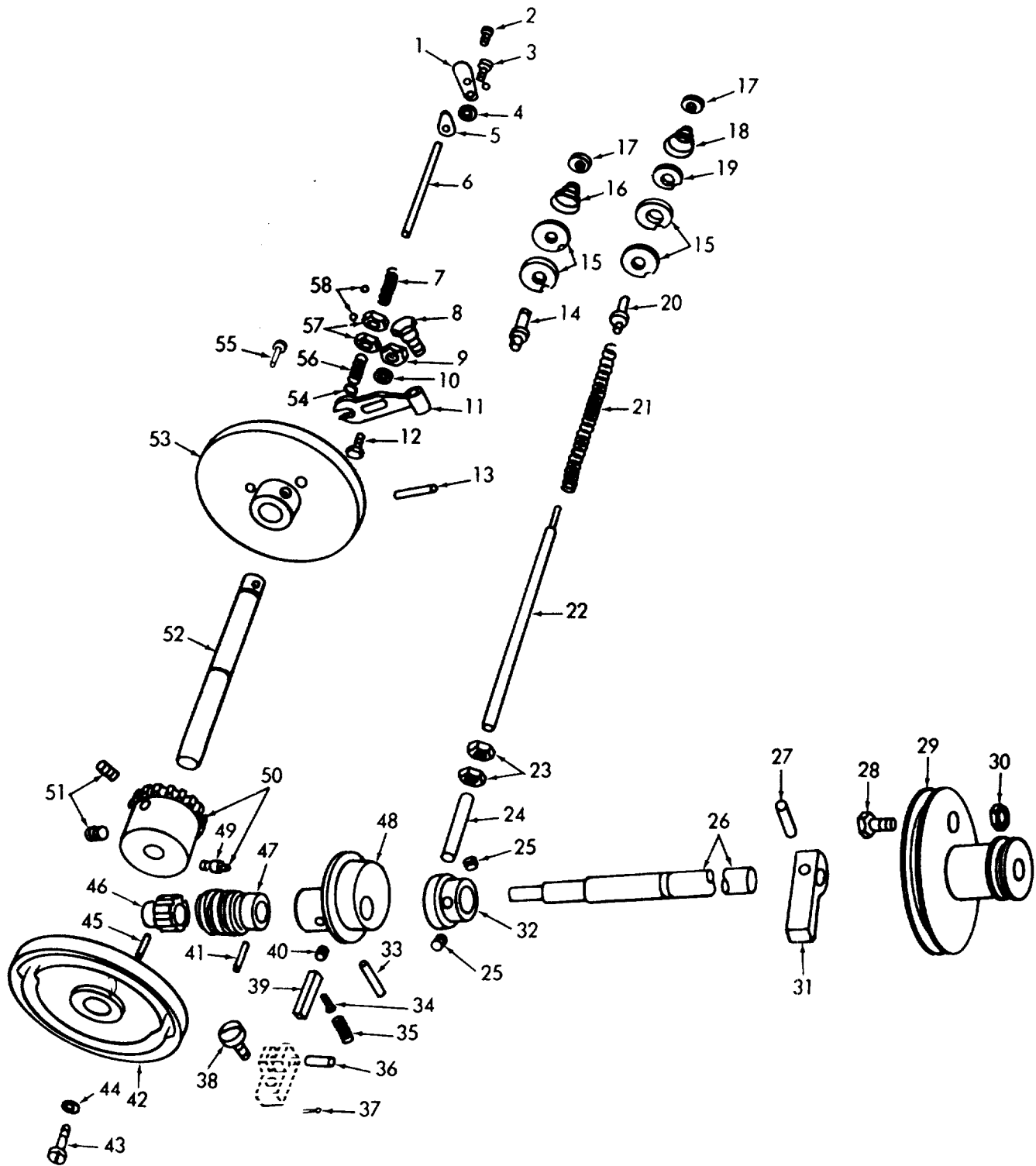
Figure 56. Grommet Press.



ME 3530-203-34P/57

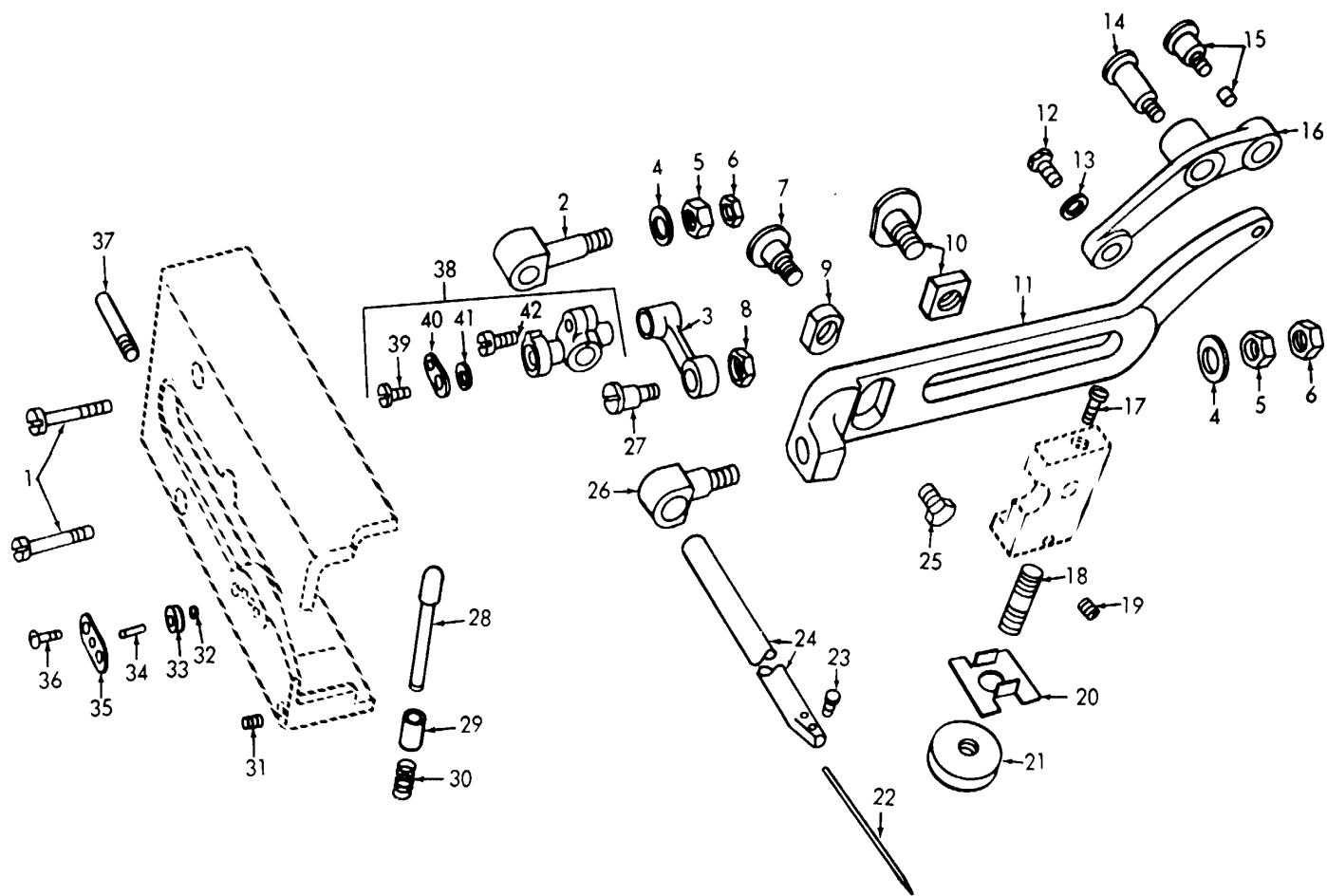
Figure 57. Button Sewing Machine.





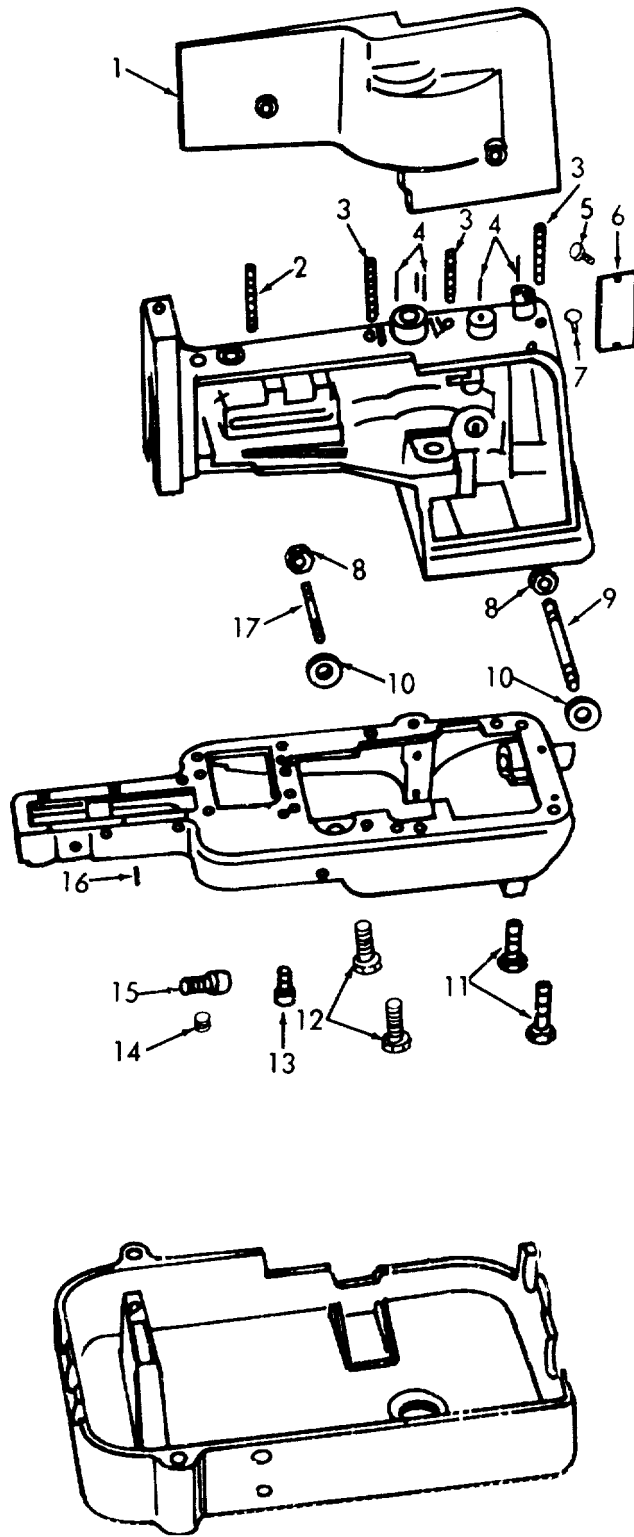
ME 3530-203-34P/59

Figure 59. Button Machine Thread Tension



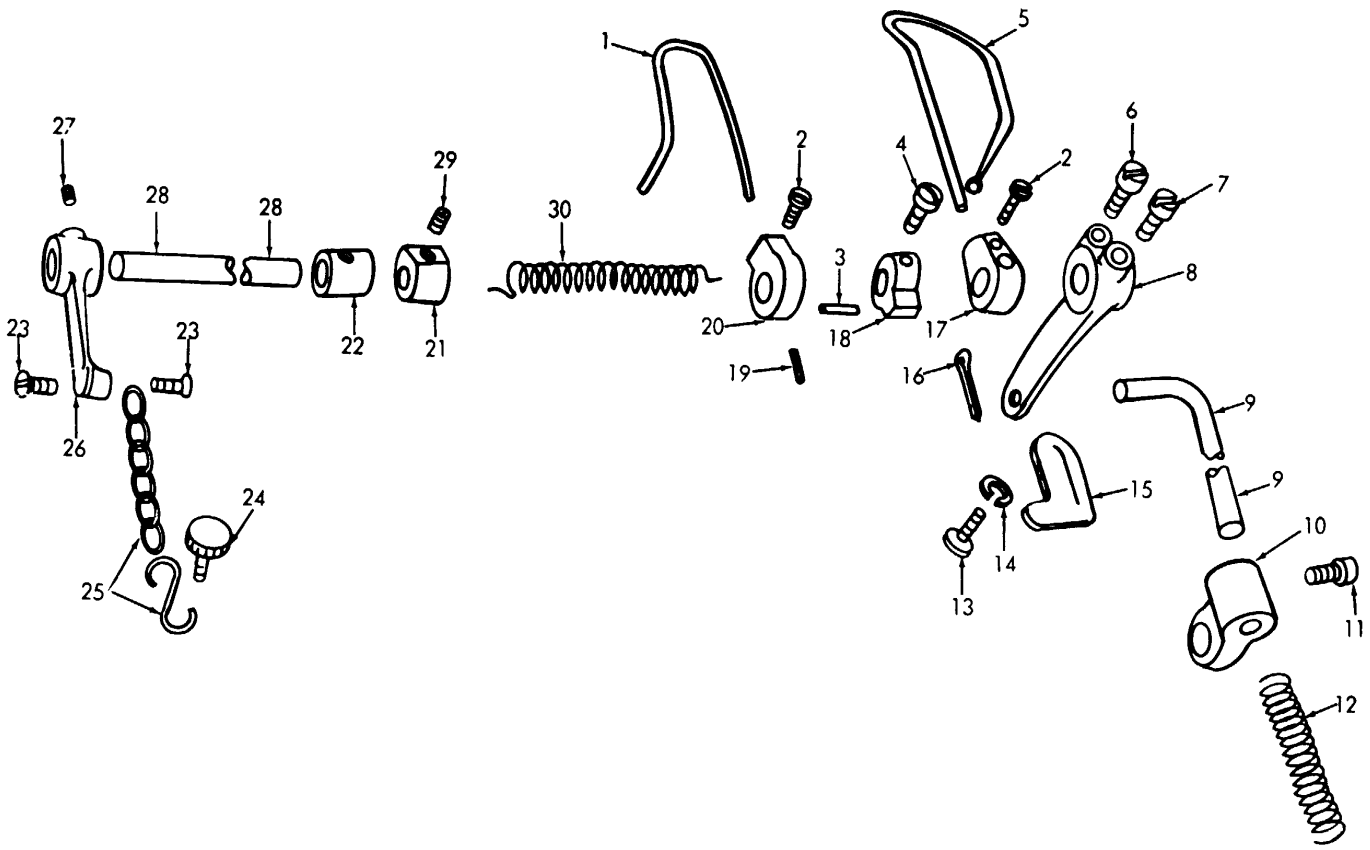
ME 3530-203-34P/60

Figure 60. Button Machine Head and Vibrating Lever



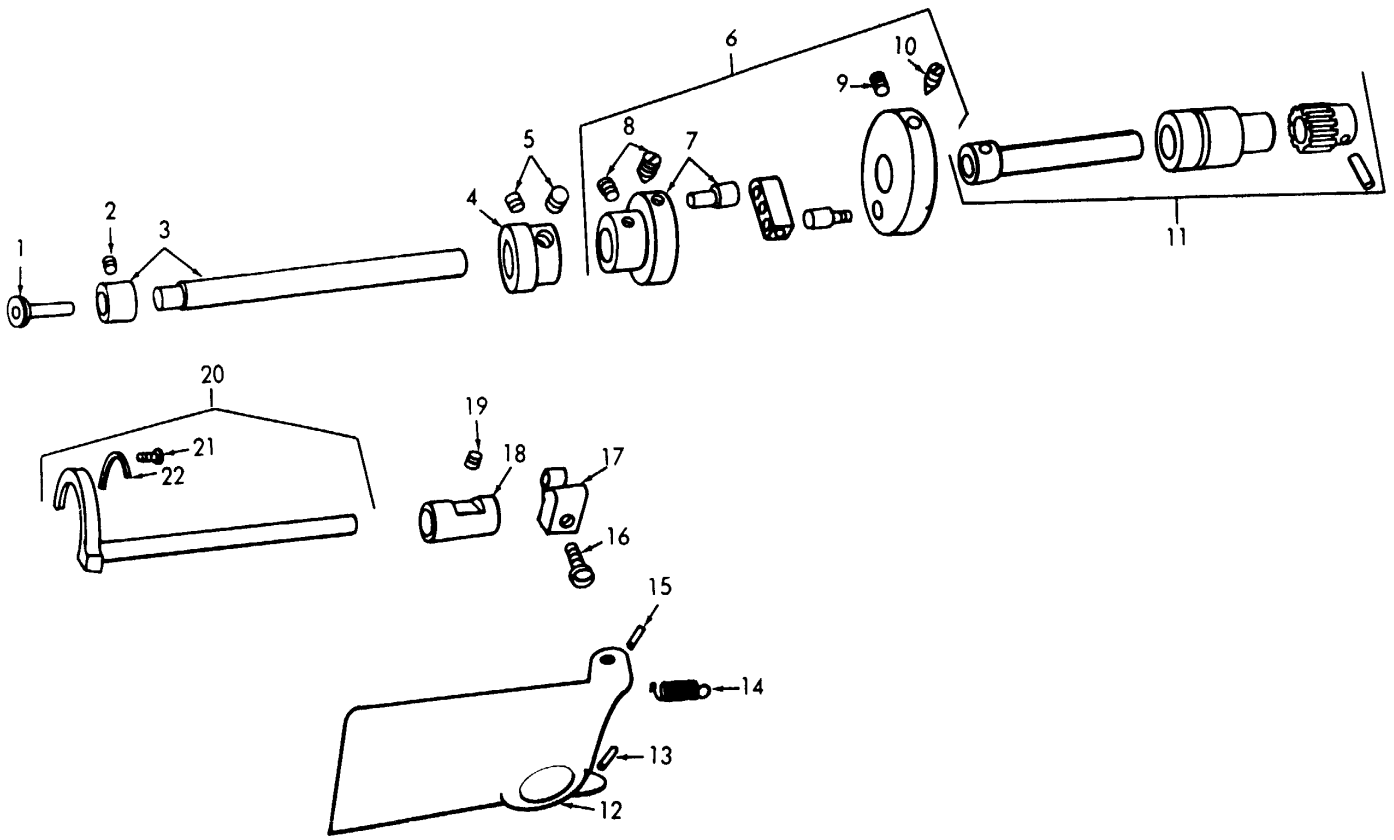
ME 3530-203-34P/61

Figure 61. Button Machine Arm, Cover, Bed and Base  
120



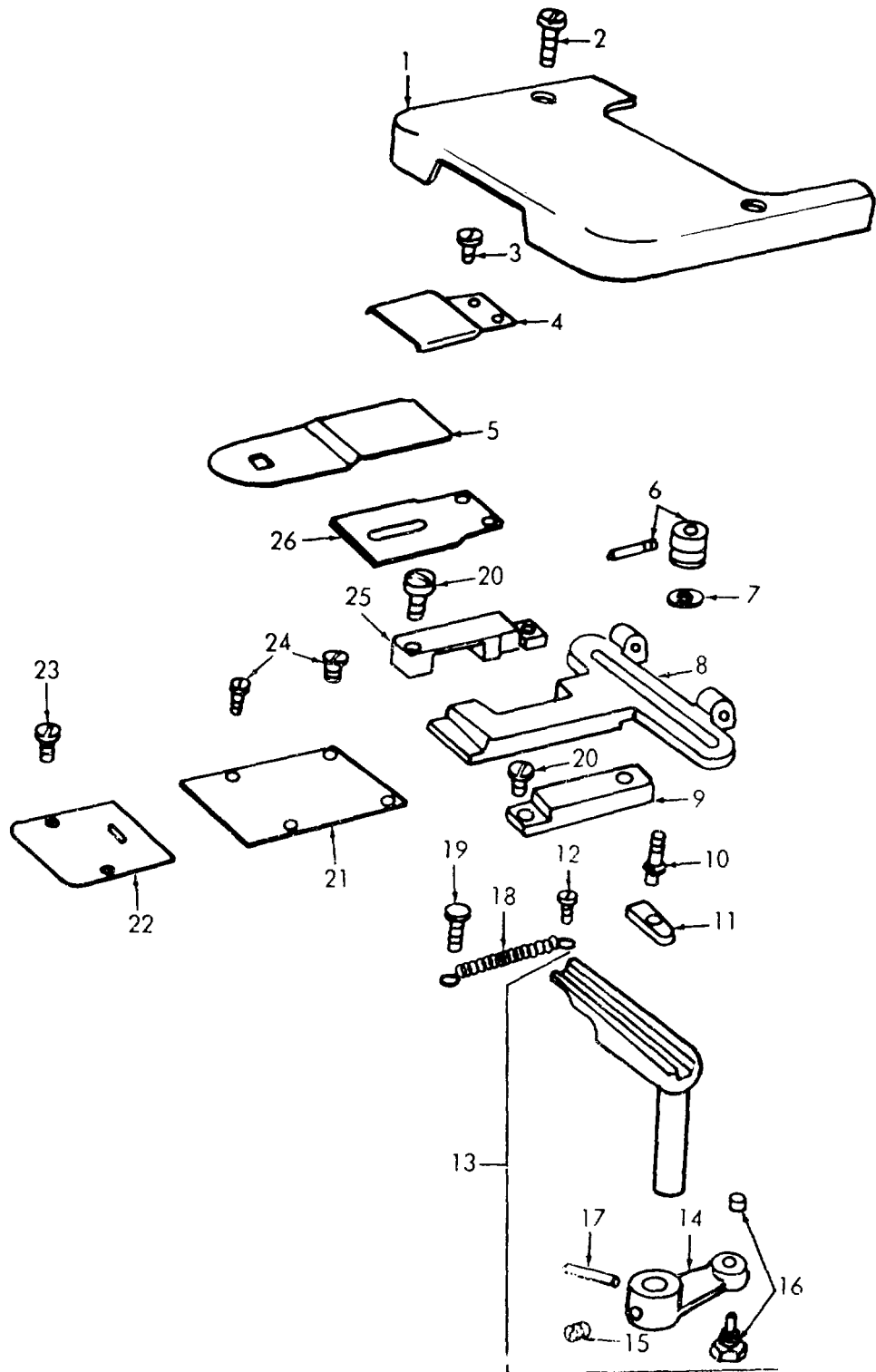
ME 3530-203-34P/62

Figure 62. Button Machine Button Clamp Lifting Arm.



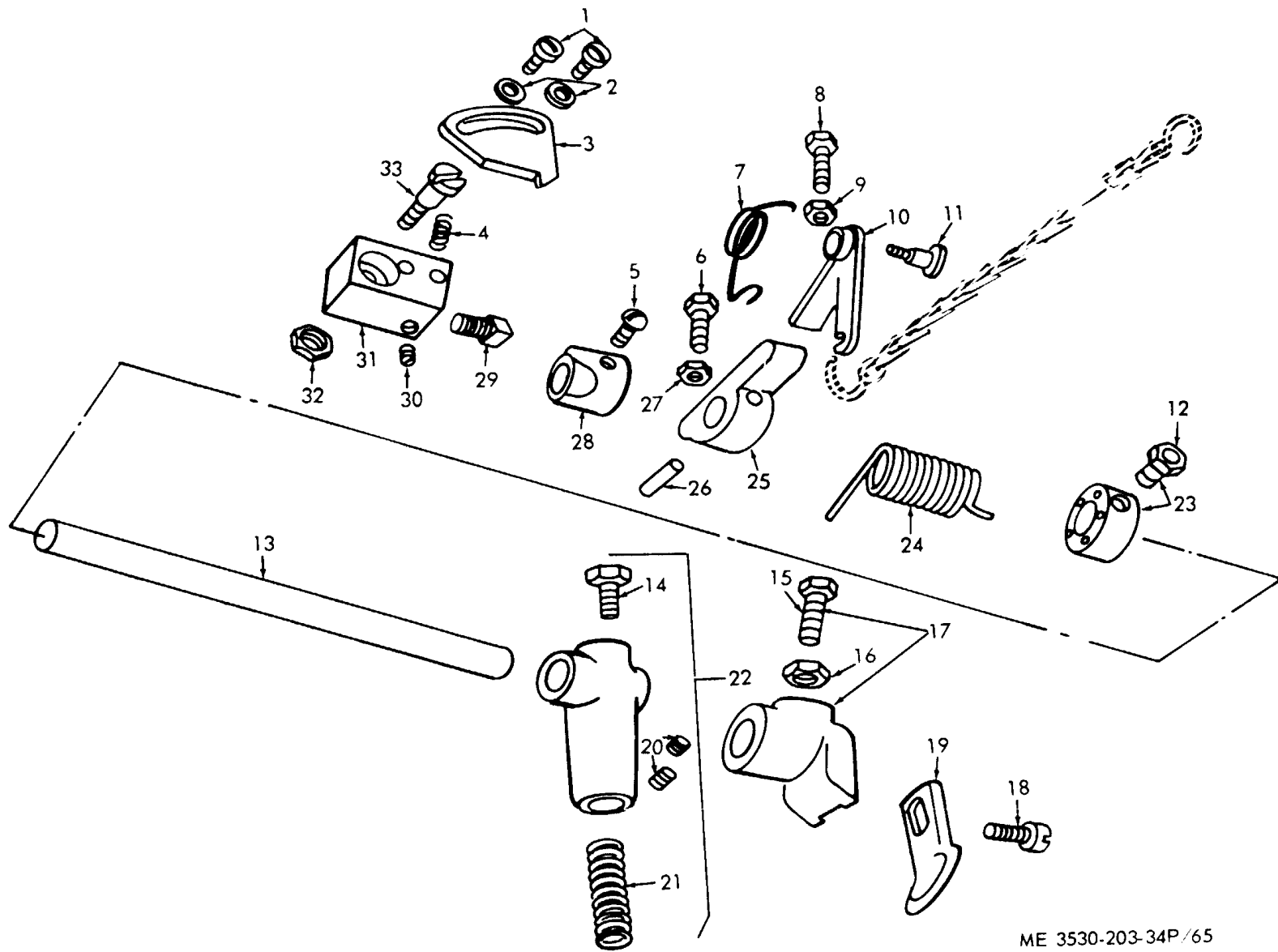
ME 3530-203-34P/63

Figure 63. Button Machine Looper Drive



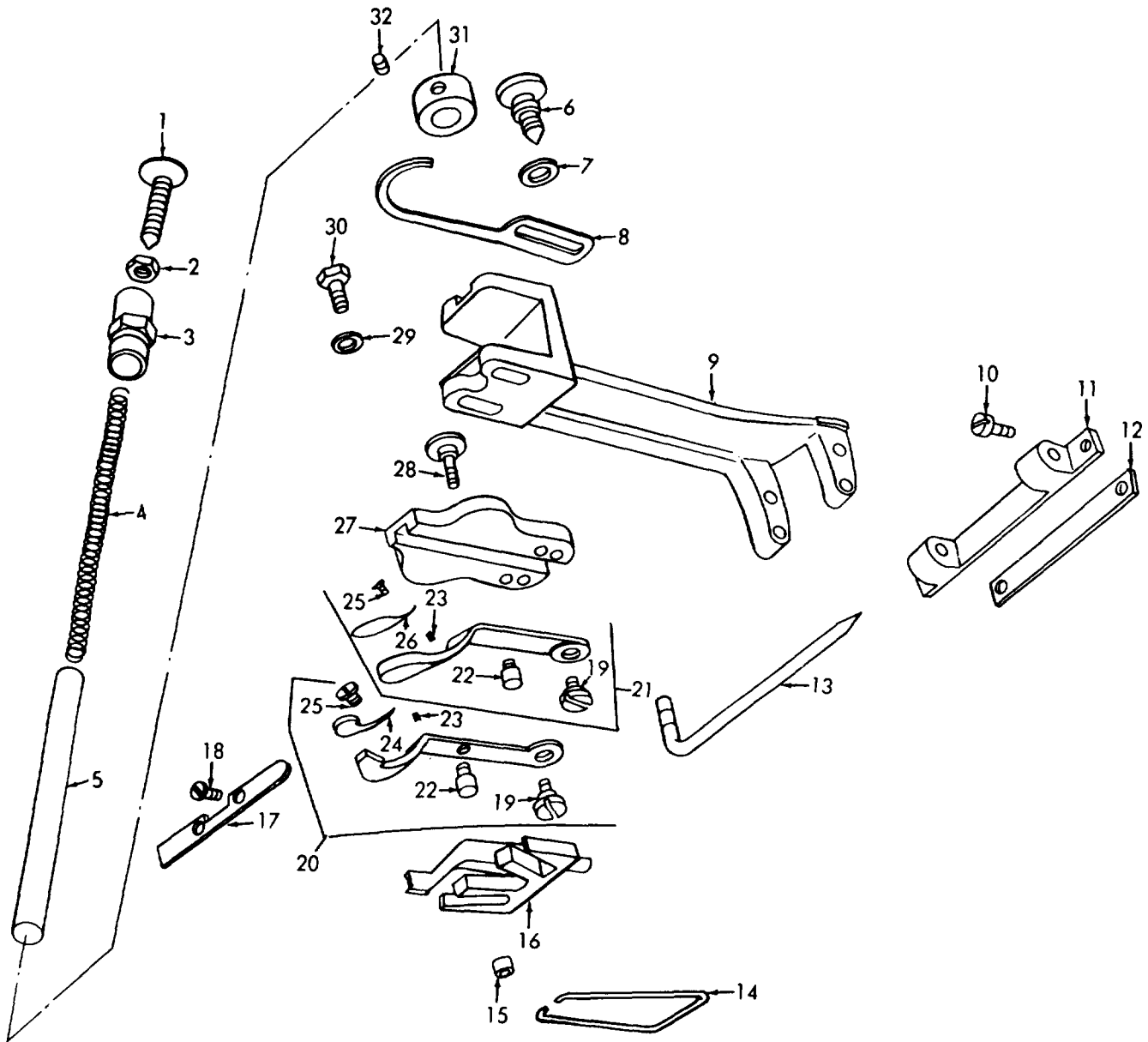
ME 3530-203-34P/64

Figure 64. Button Machine Feed Mechanism.



ME 3530-203-34P/65

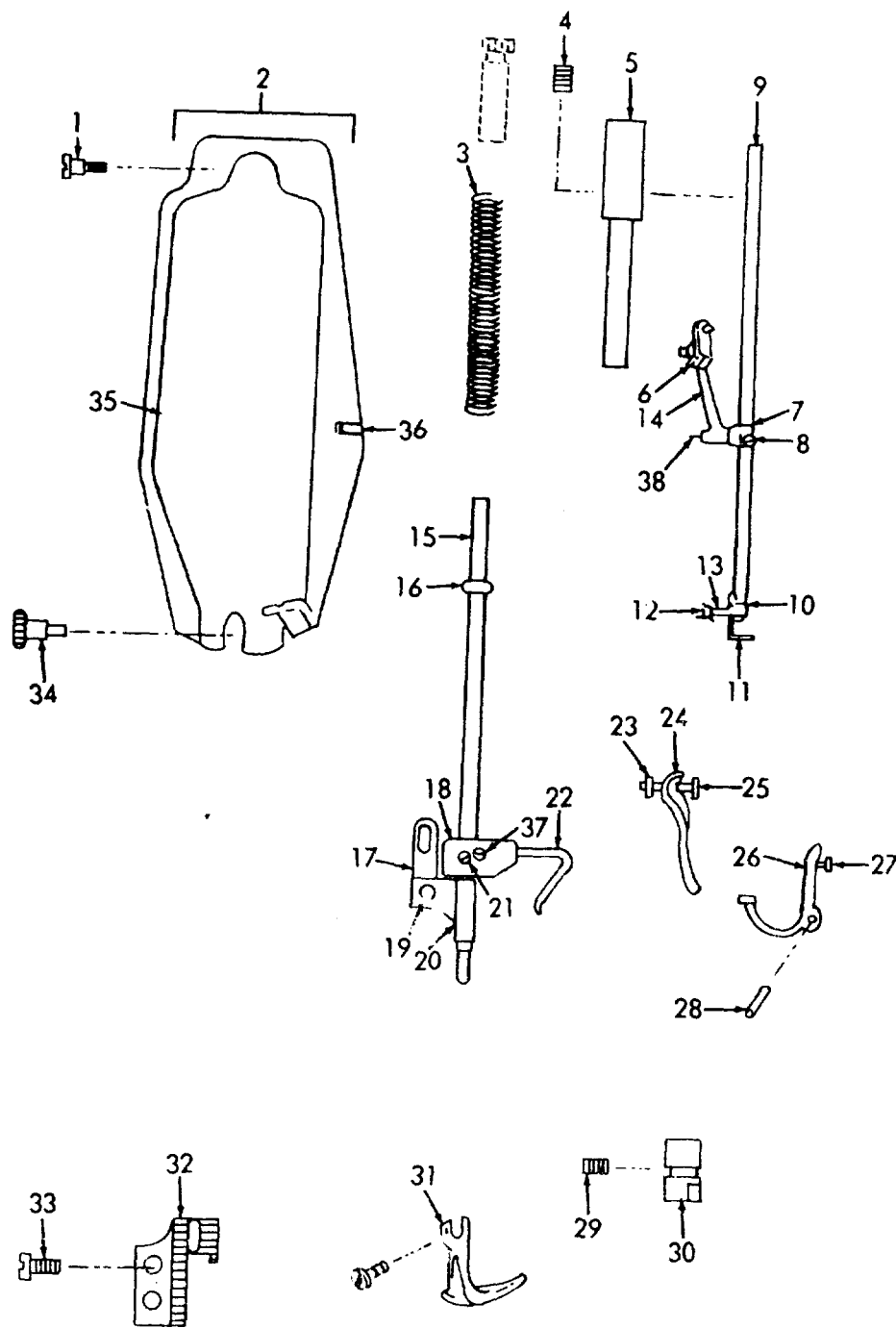
Figure 65. Button Machine Pulley and Stop Motion.



ME 3530-203-34P/66

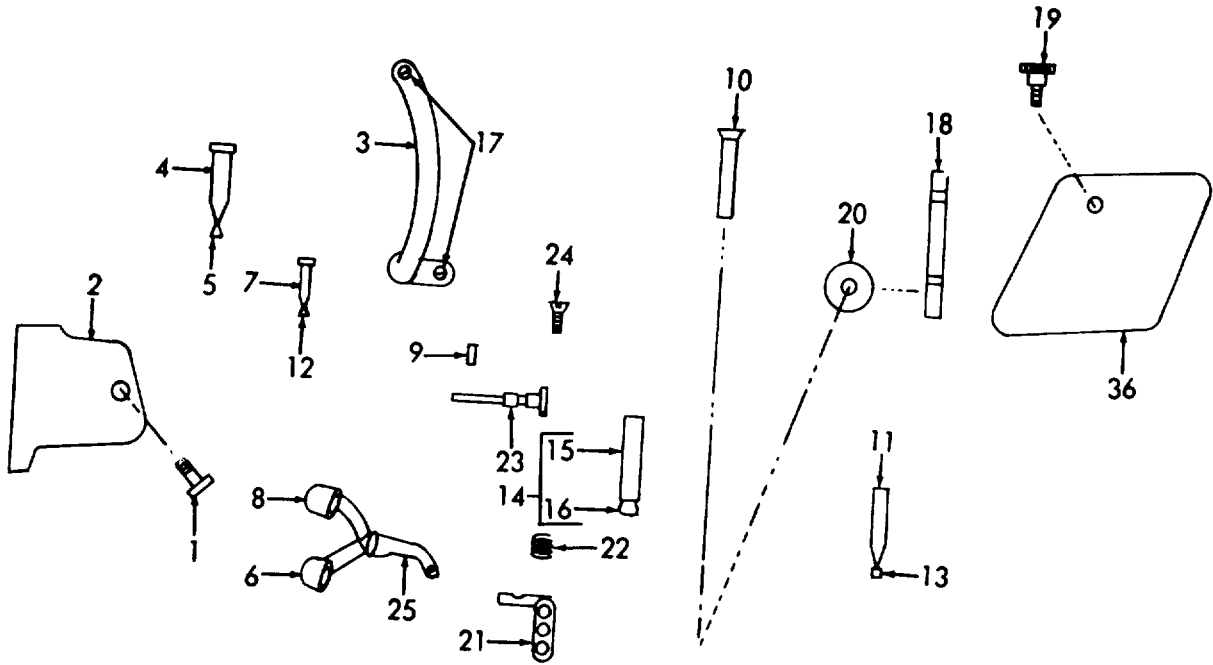
Figure 66. Button Machine Button Clamp and Presser Bar.





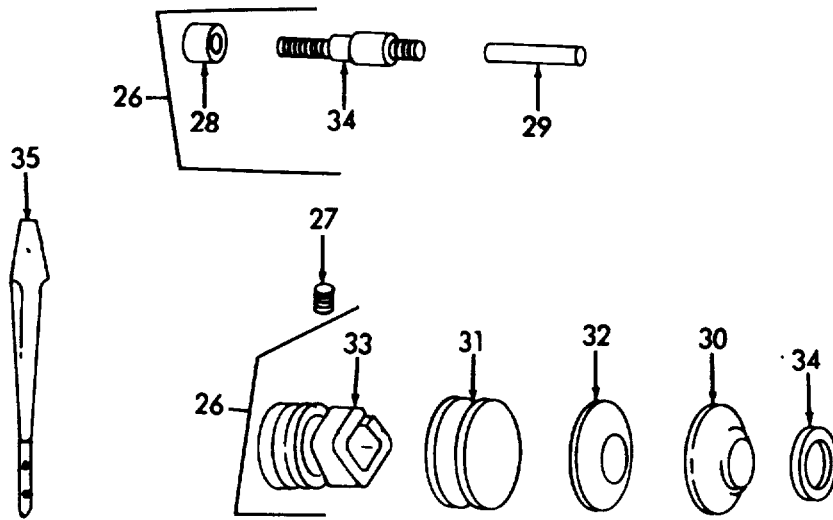
ME 3530-203-34P/67

Figure 67. Clothing Machine Head, Needle Bar and Presser Bar.



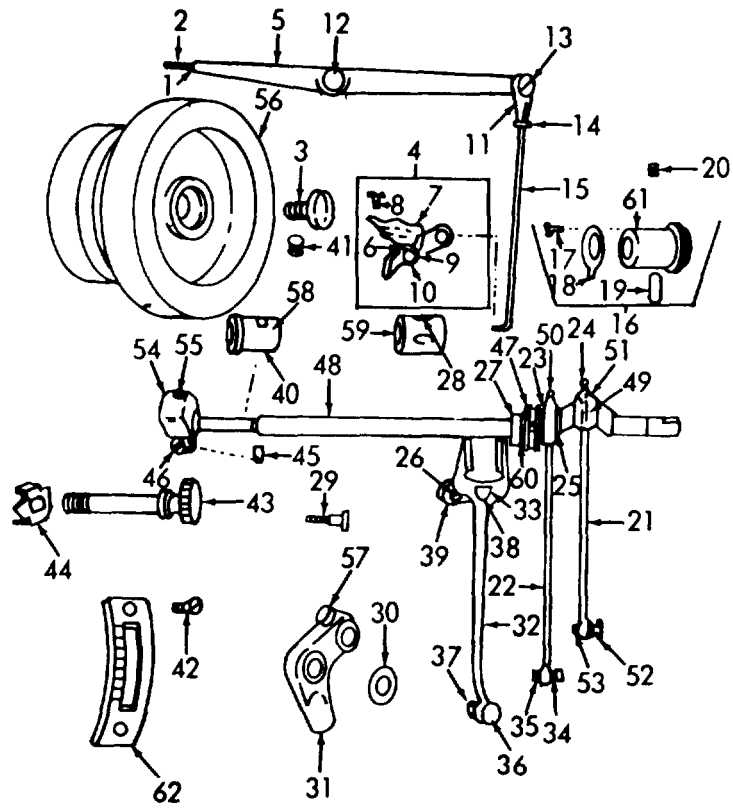
ME 3530-203-34P/68 ①

Figure 68 ①. Arm Side Assembly.



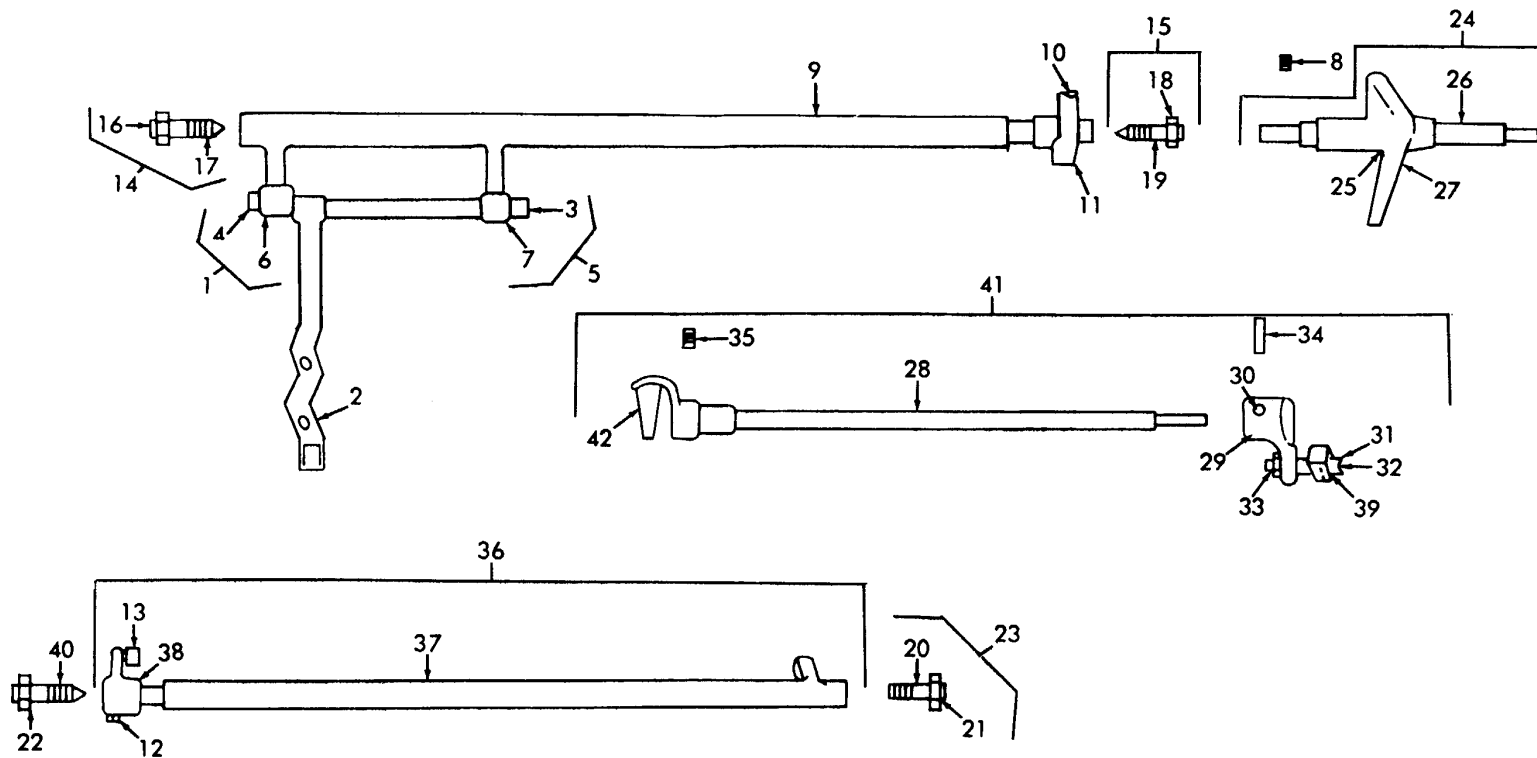
ME 3530-203-34P/68 (2)

Figure 68 (2). Tension Regulator.



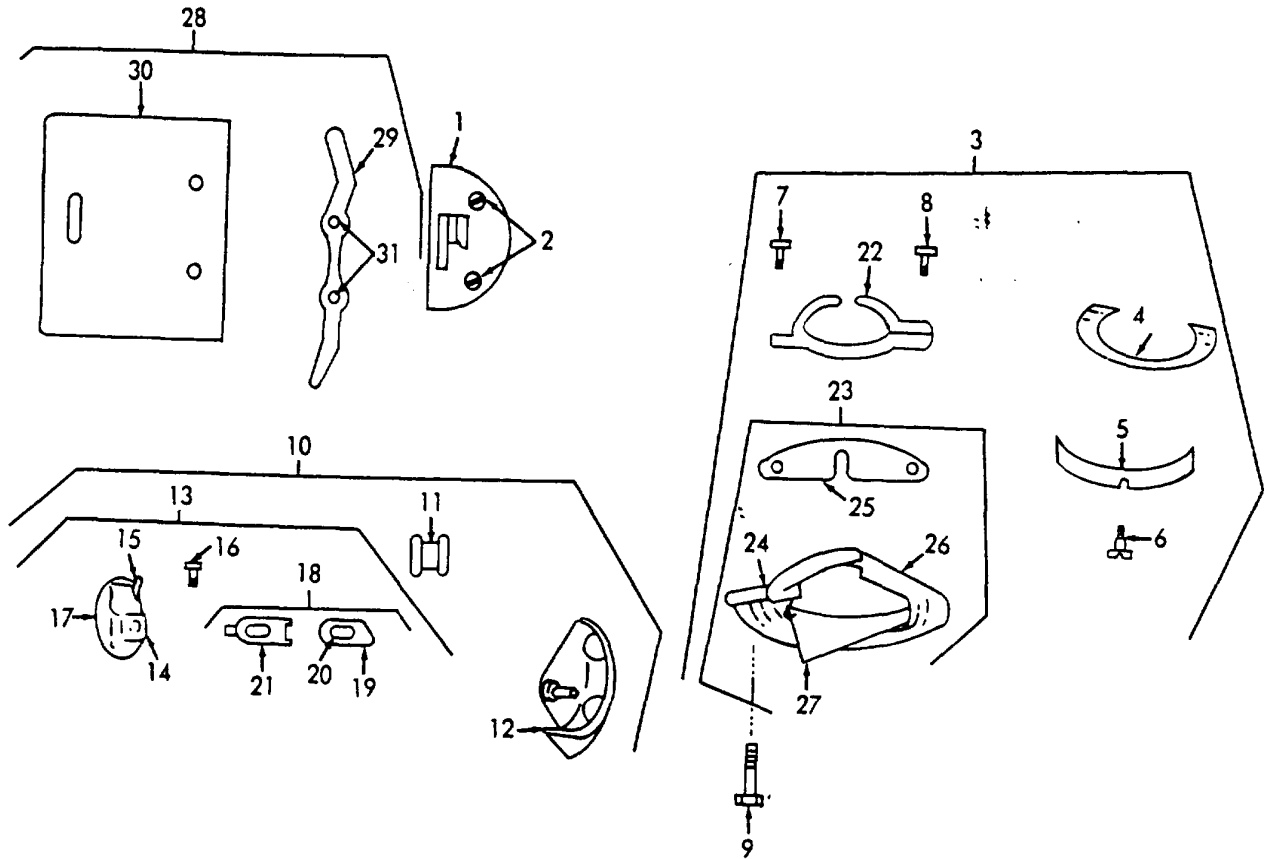
ME 3530-203-34P/69

Figure 69. Clothing Machine Arm, Thread Tension and Connecting Links.



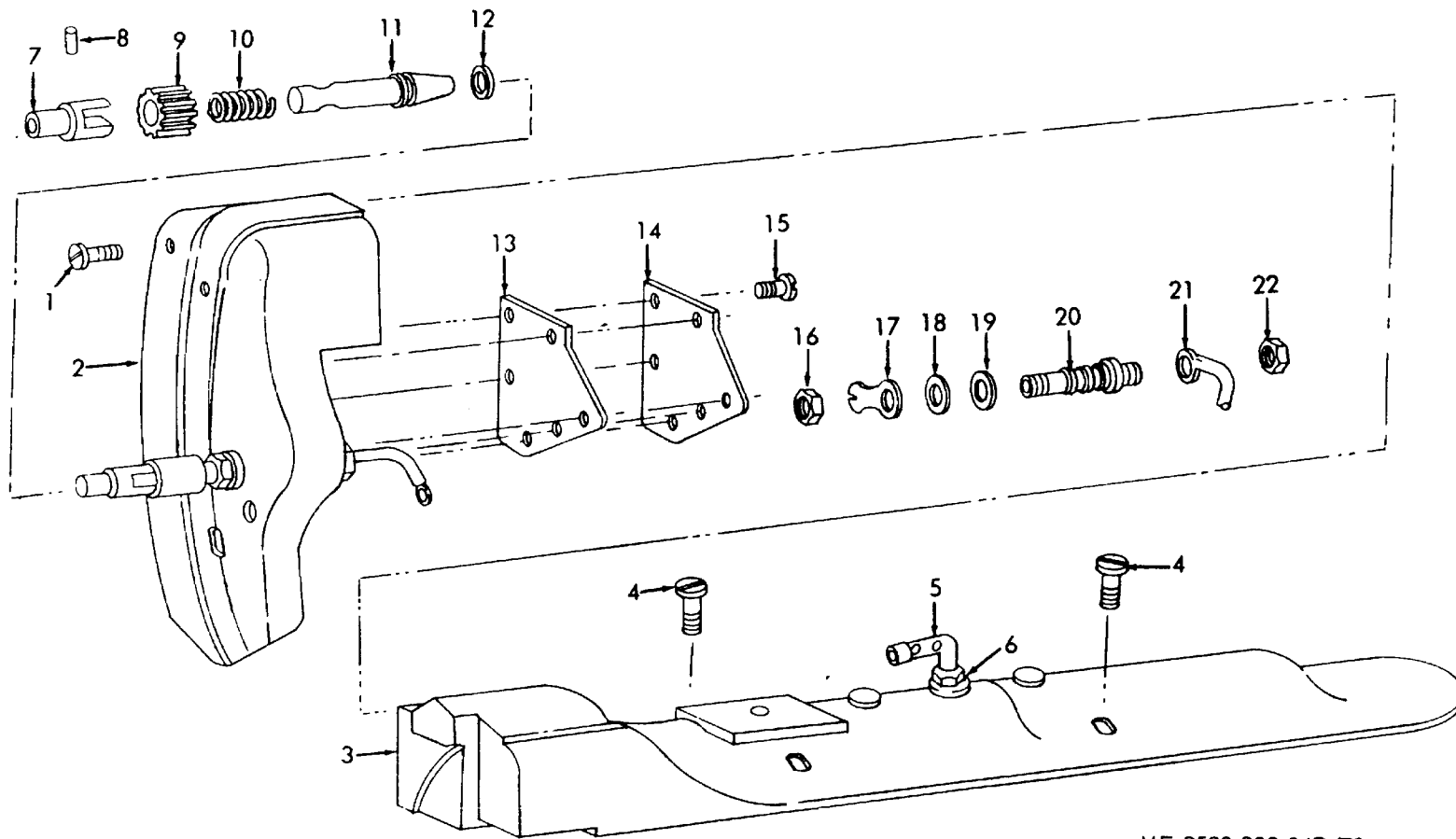
ME 3530-203-34P/70

Figure 70. Clothing Machine Feed Mechanism.



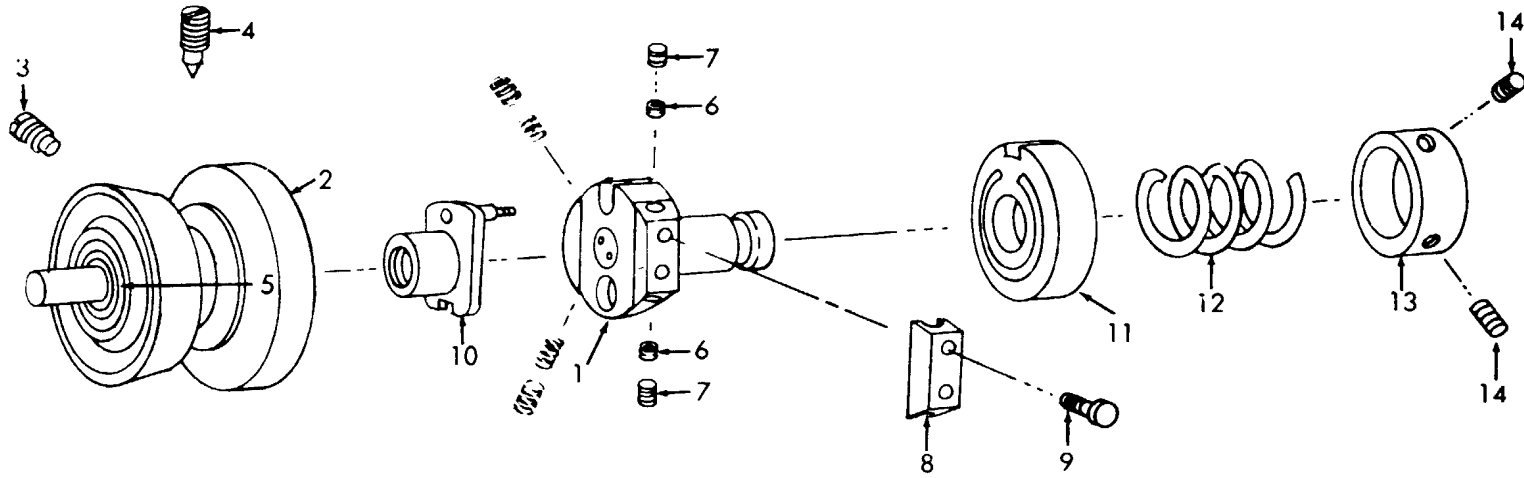
ME 3530-203-34P/71

Figure 71. Clothing Machine Shuttle Race and Bobbin Case.



ME 3530-203-34P/72

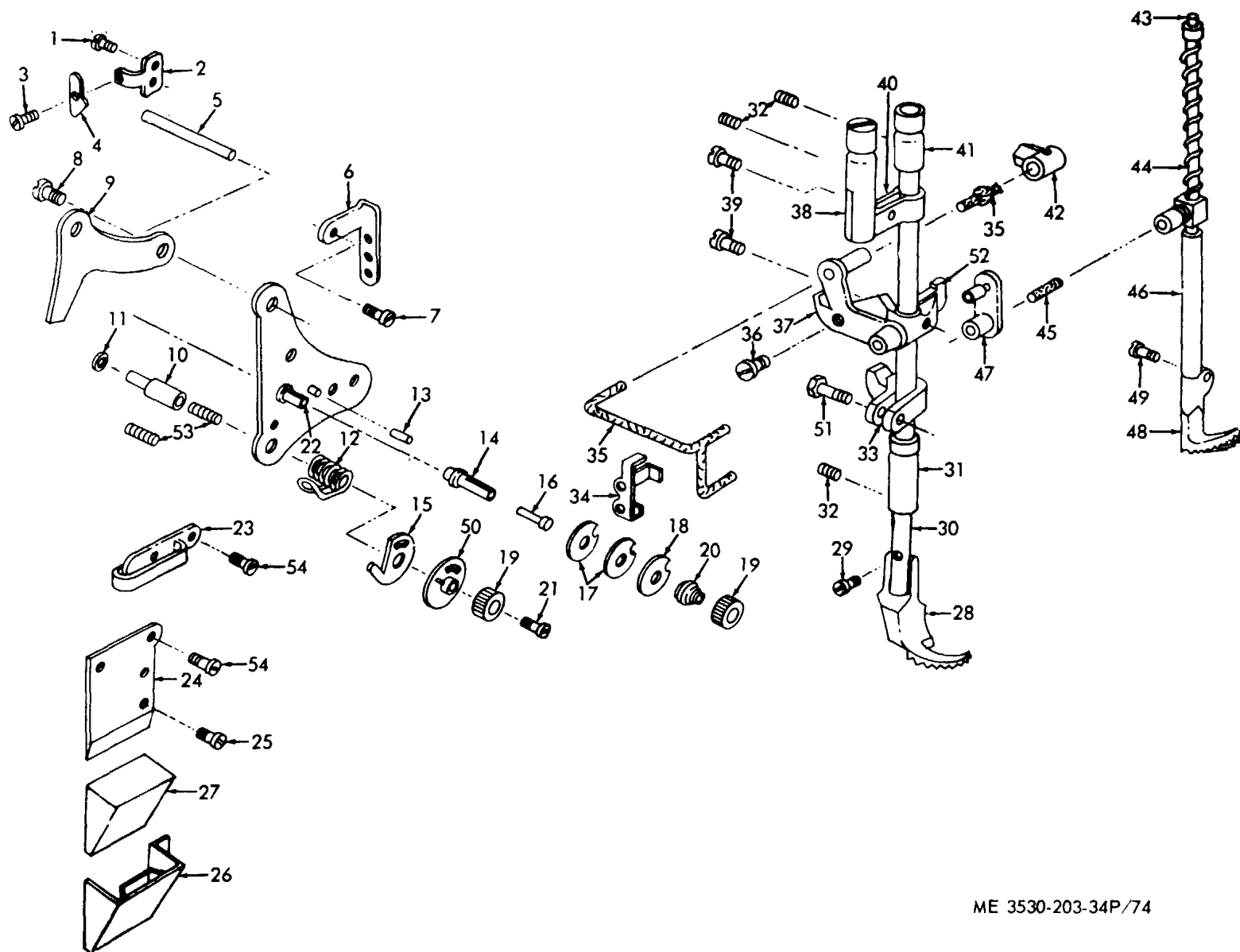
Figure 72. Textile Cover Arm.



ME 3530-203-34P/73

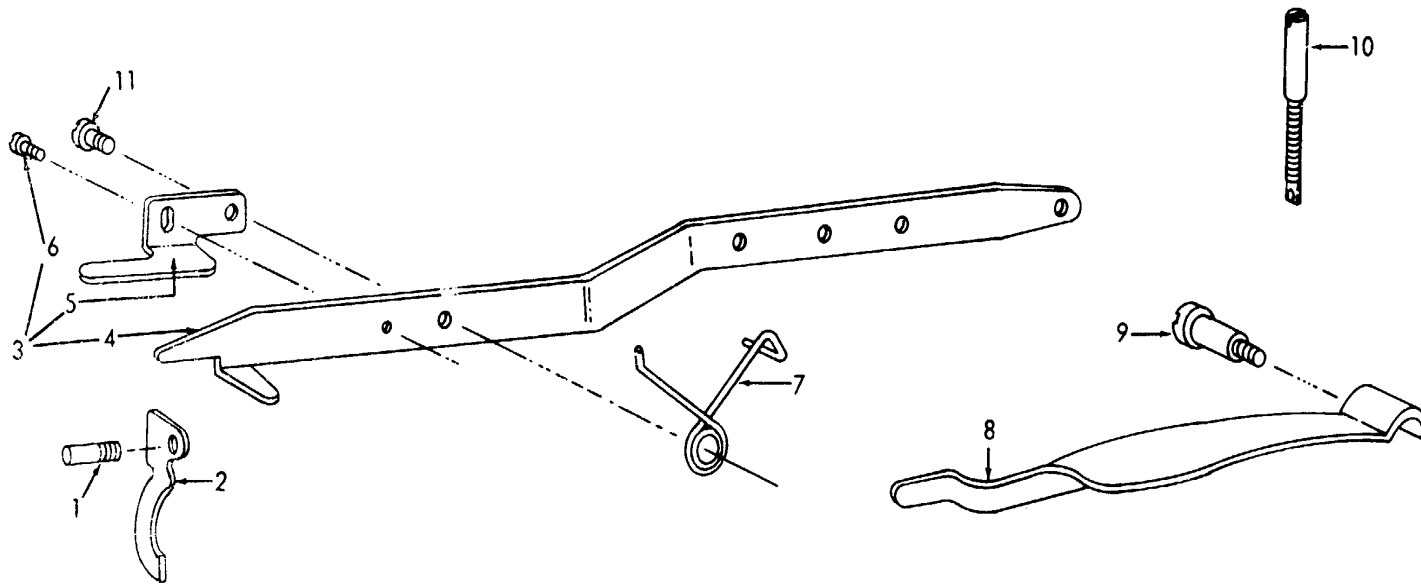
Figure 73. Eccentric Component.





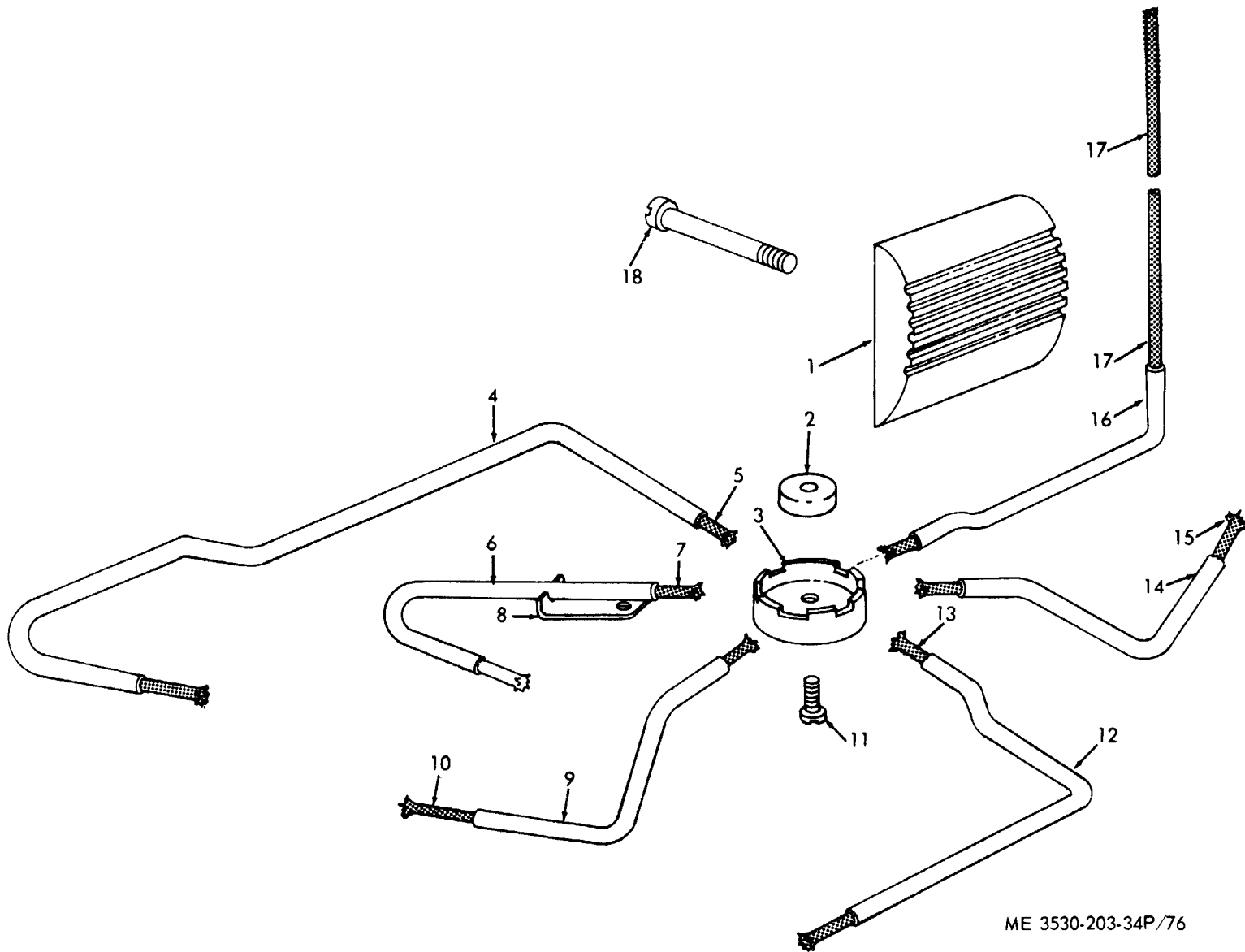
ME 3530-203-34P/74

Figure 74. Controller, Release Assembly and Tension.



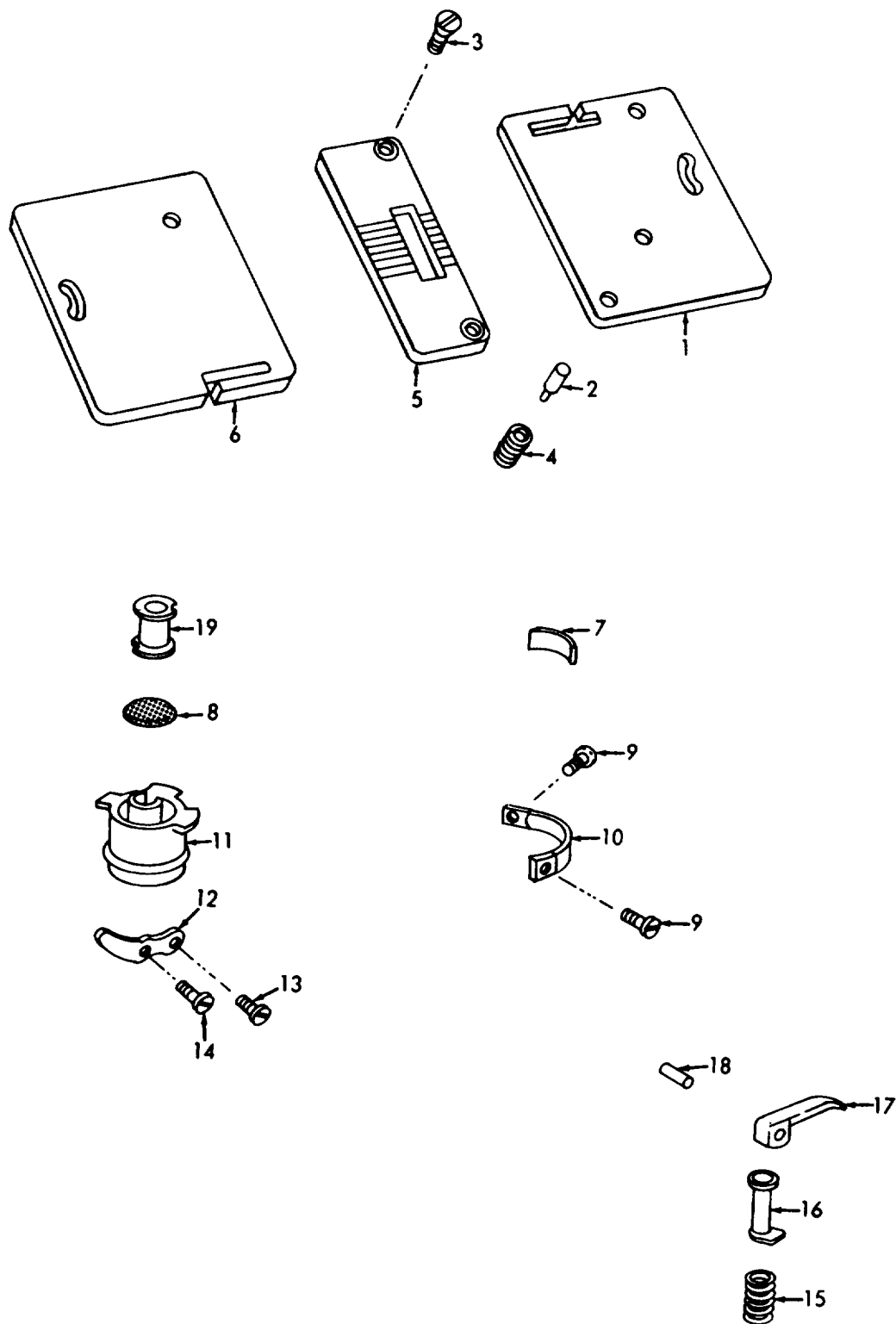
ME 3530-203-34P/75

Figure 75. Lifting Lever.



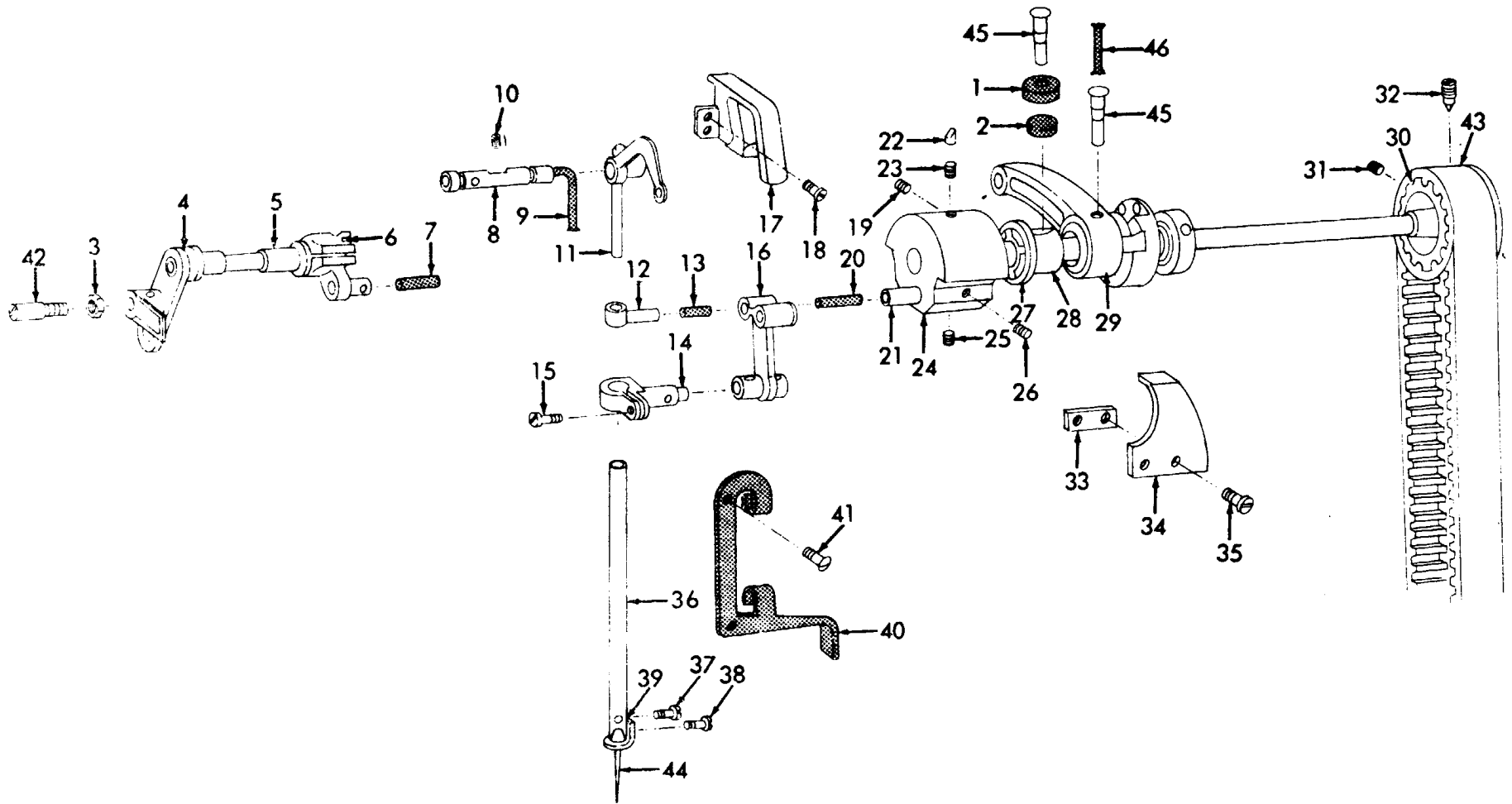
ME 3530-203-34P/76

Figure 76. Cover and Oil Tube Wicks.



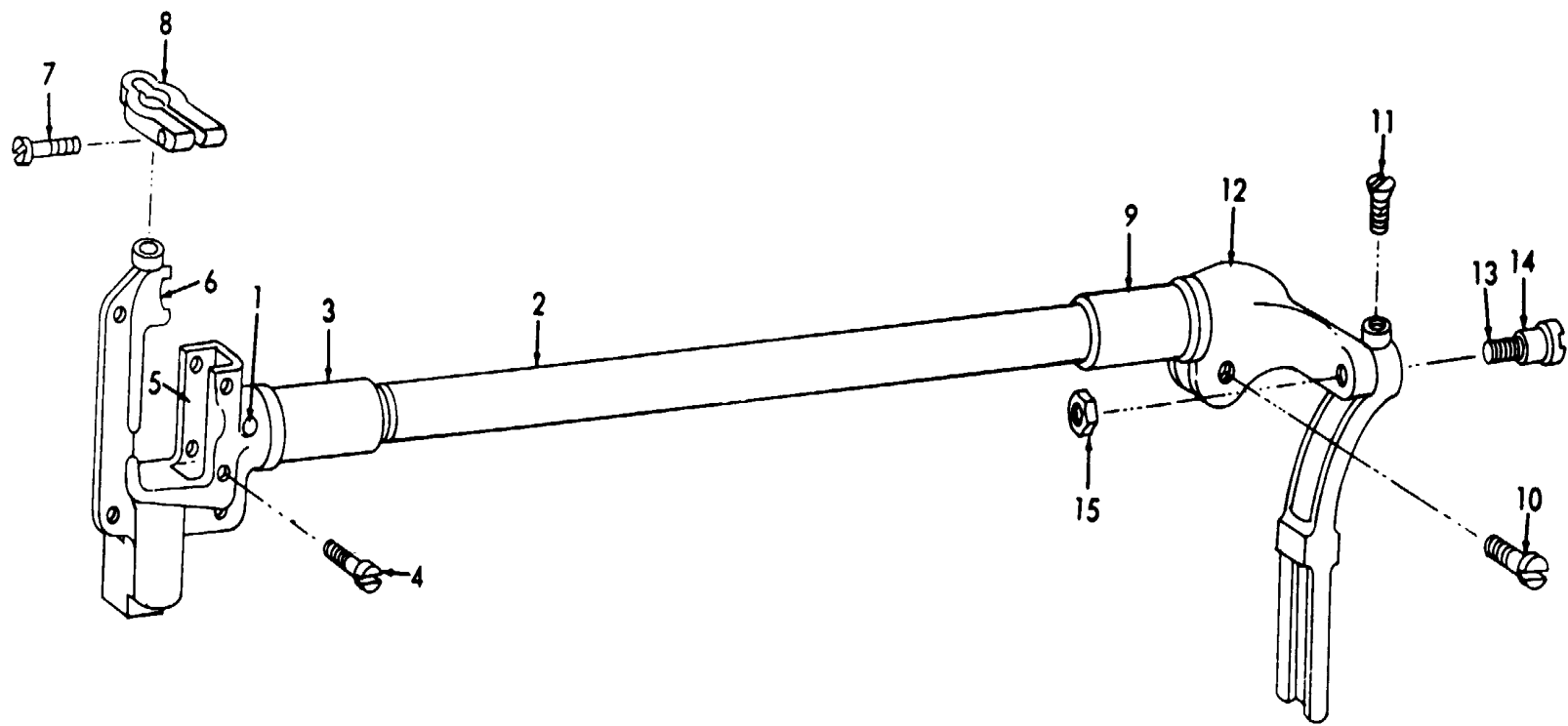
ME 3530-203-34P/77

Figure 77. Bobbin Case.



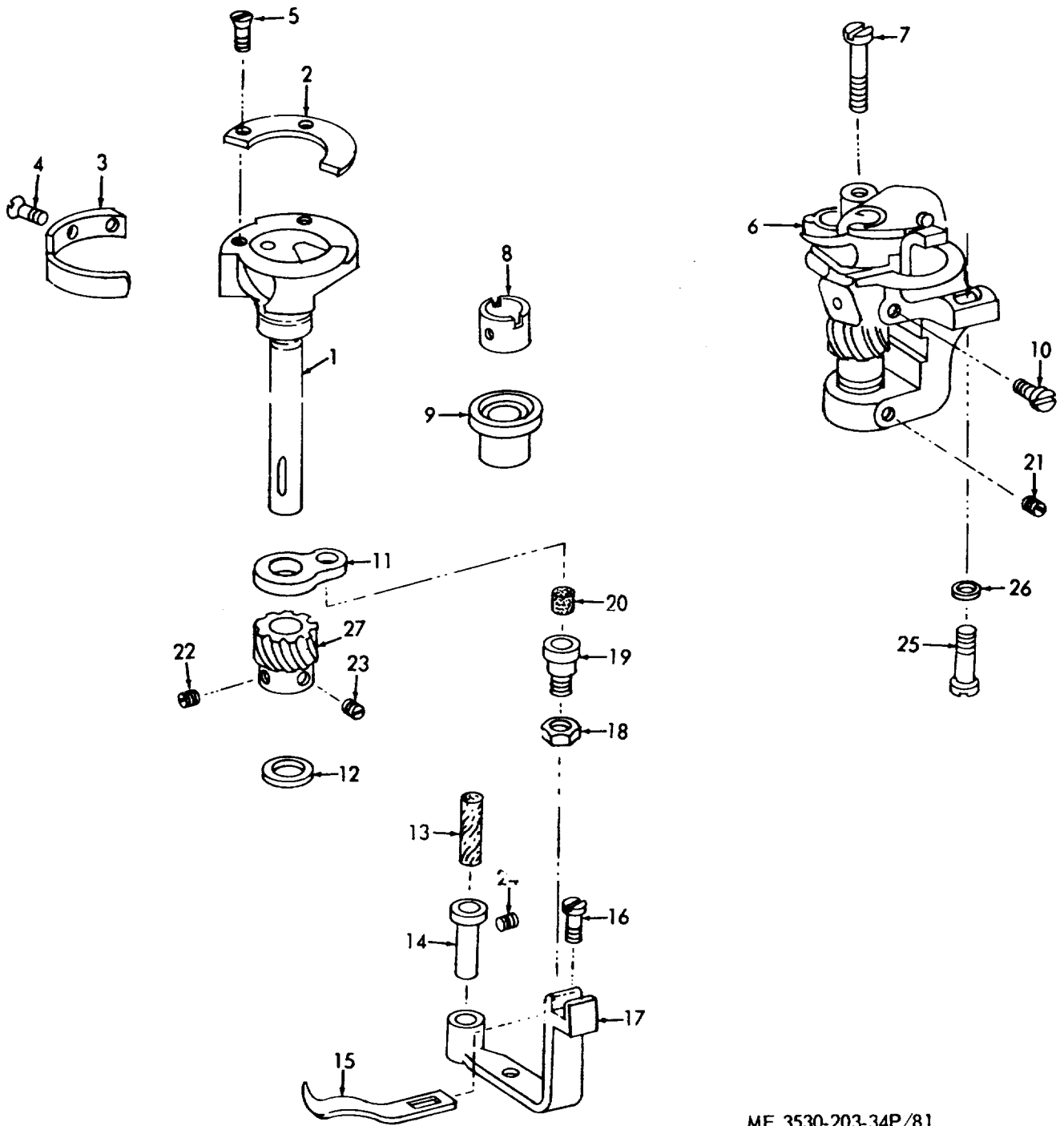
ME 3530-203-34P/78

Figure 78. Needle Bar, Arm Shaft and Hook Shaft.



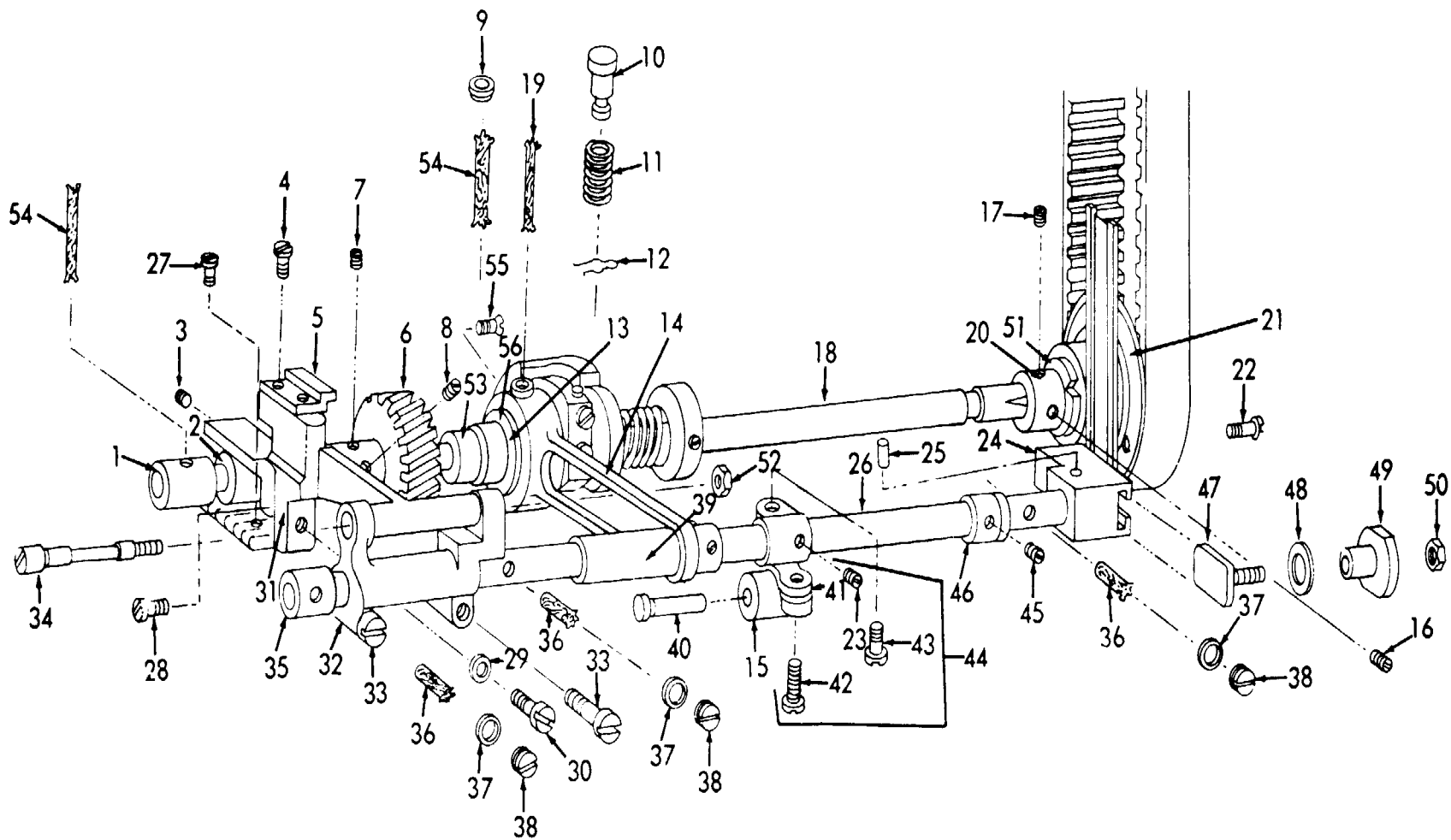
ME 3530-203-34P/79

Figure 79. Needle Bar Rock.



ME 3530-203-34P/81

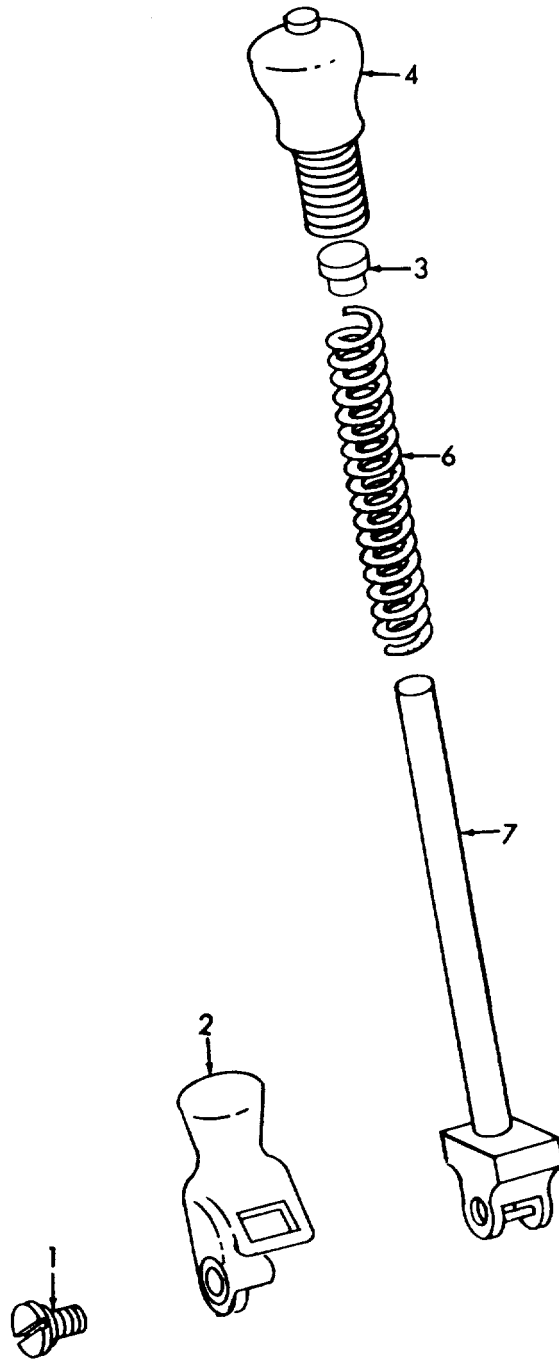
Figure 81. Saddle Hook.



ME 3530-203-34P/82

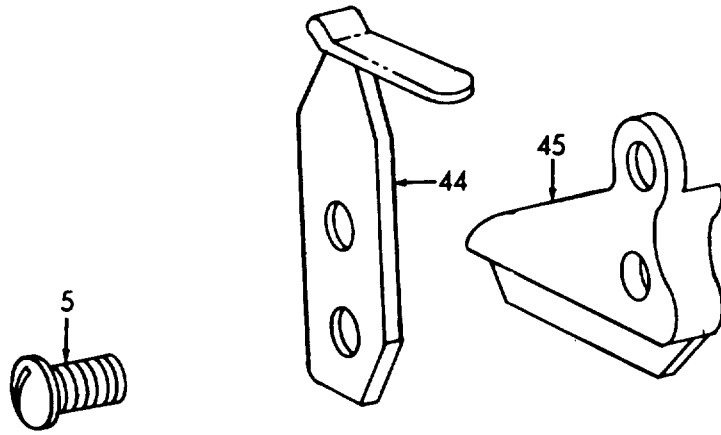
Figure 82. Feed Driving Rock.





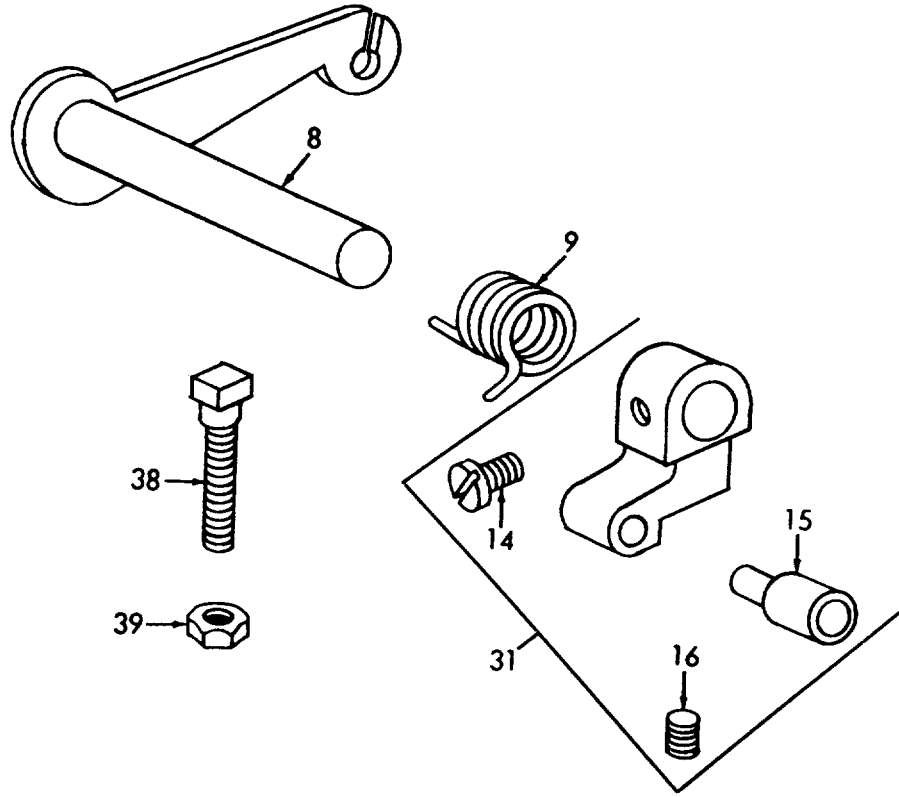
ME 3530-203-34P/84 ①

Figure 84 ①. Presser Bar.



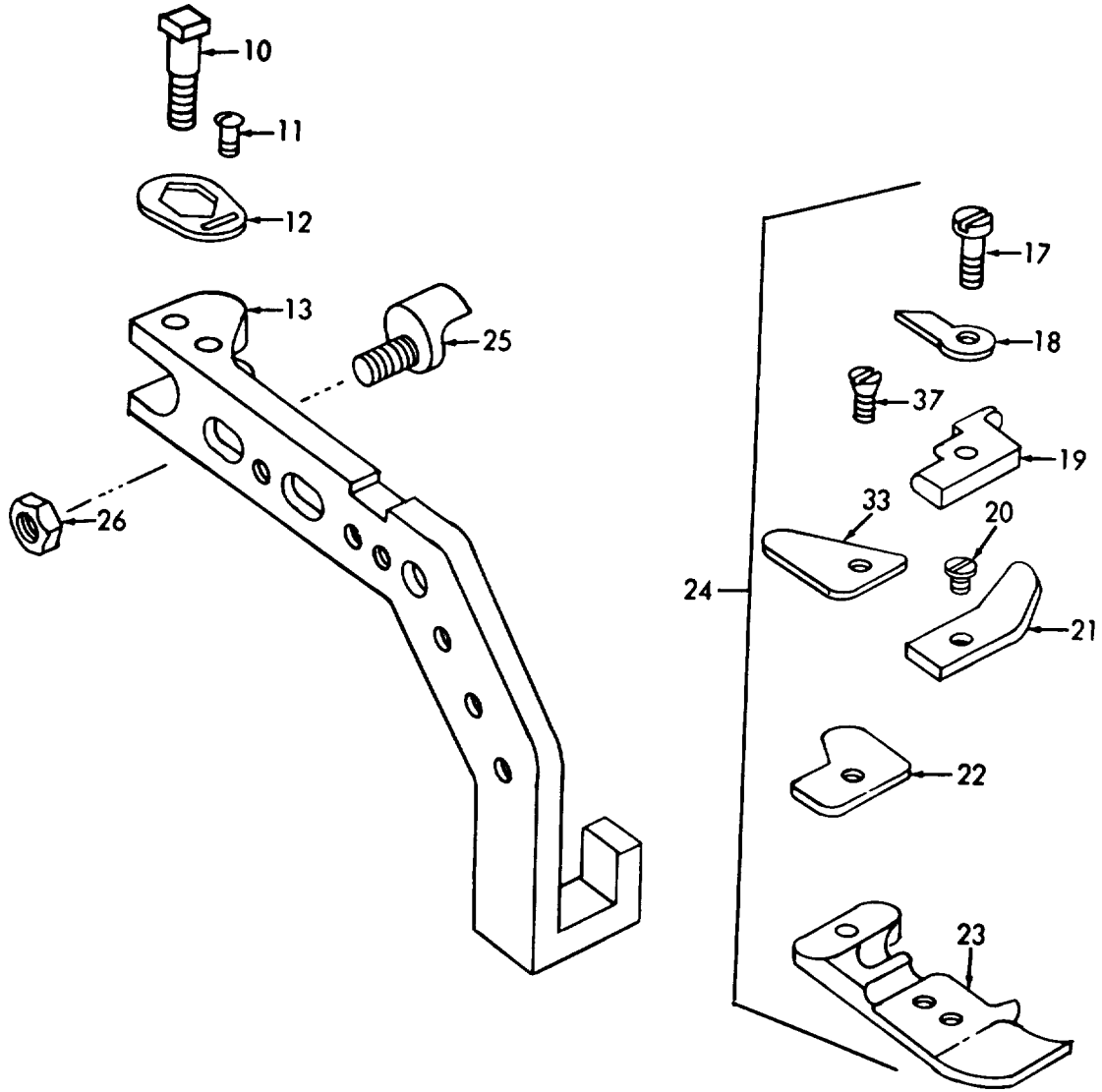
ME 3530-203-34P/84 (2)

Figure 84 @. Oil Deflector.



ME 3530-203-34P/84 (3)

Figure 84 (3). Lifting Lever Stop.



ME 3530-203-34P/84 (4)

Figure 84 (4). Presser Bar Chain Knife.

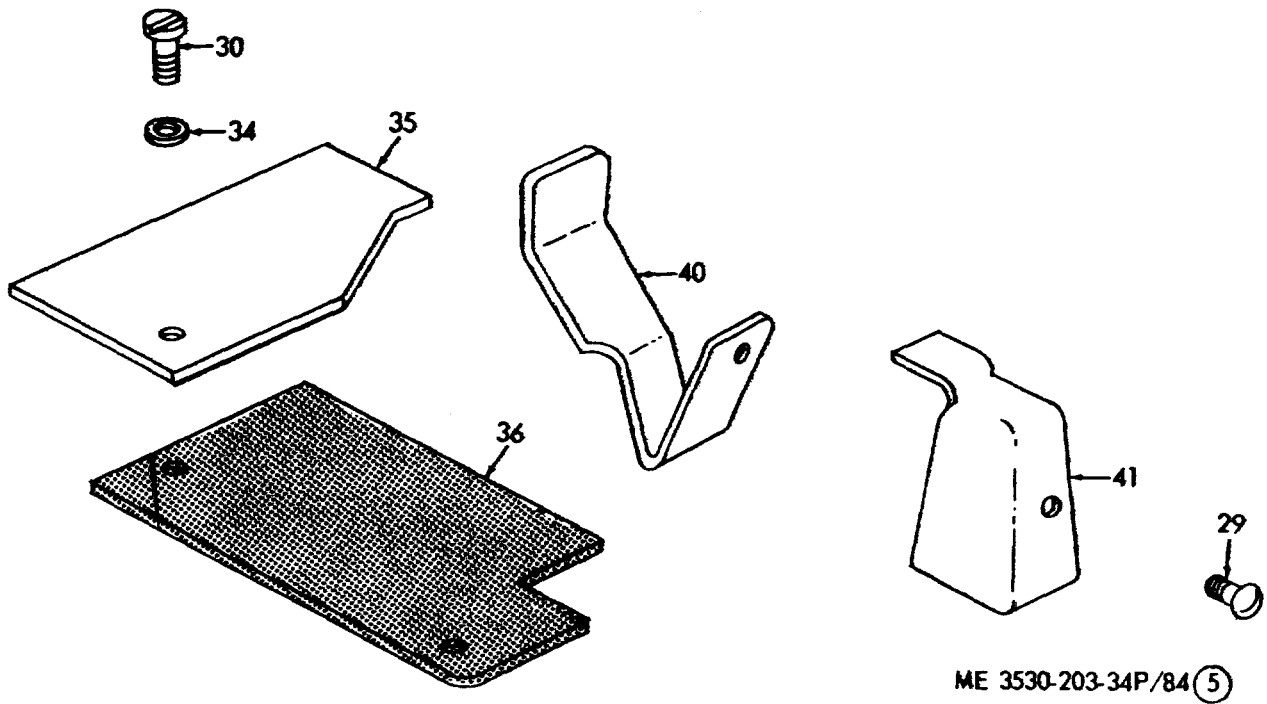
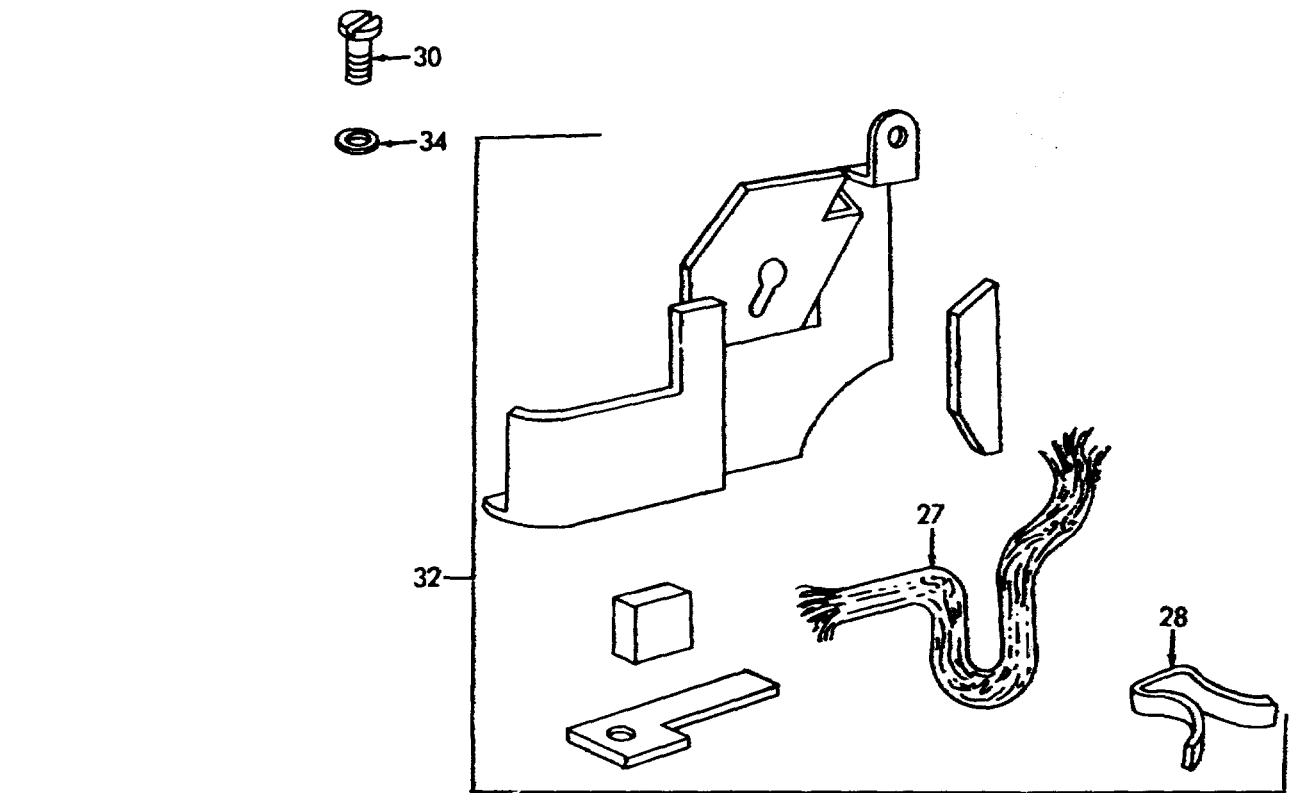
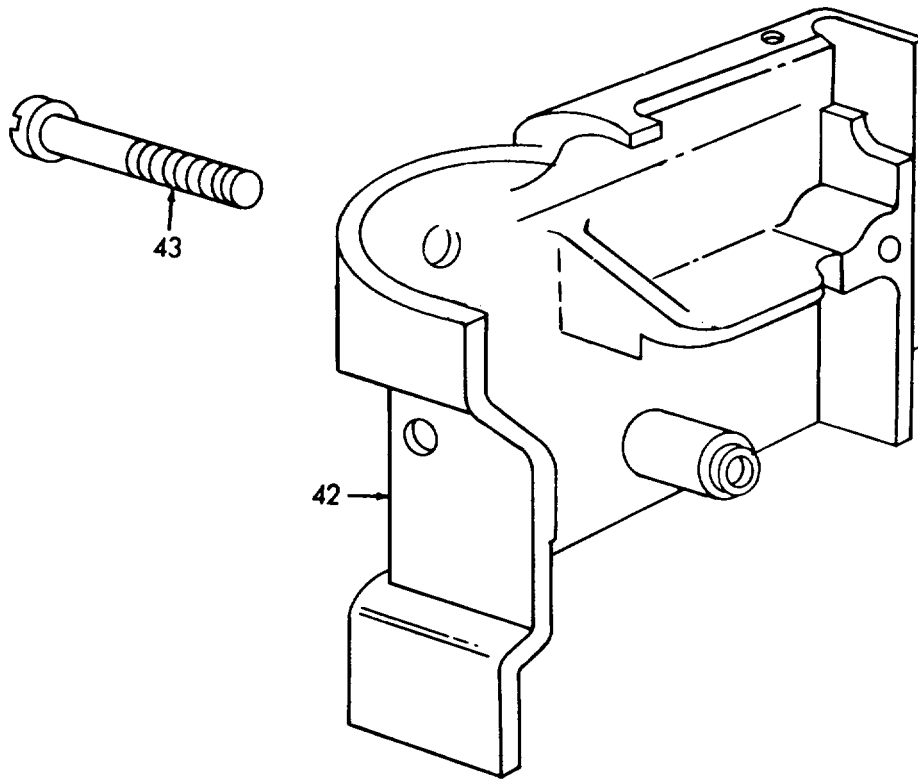
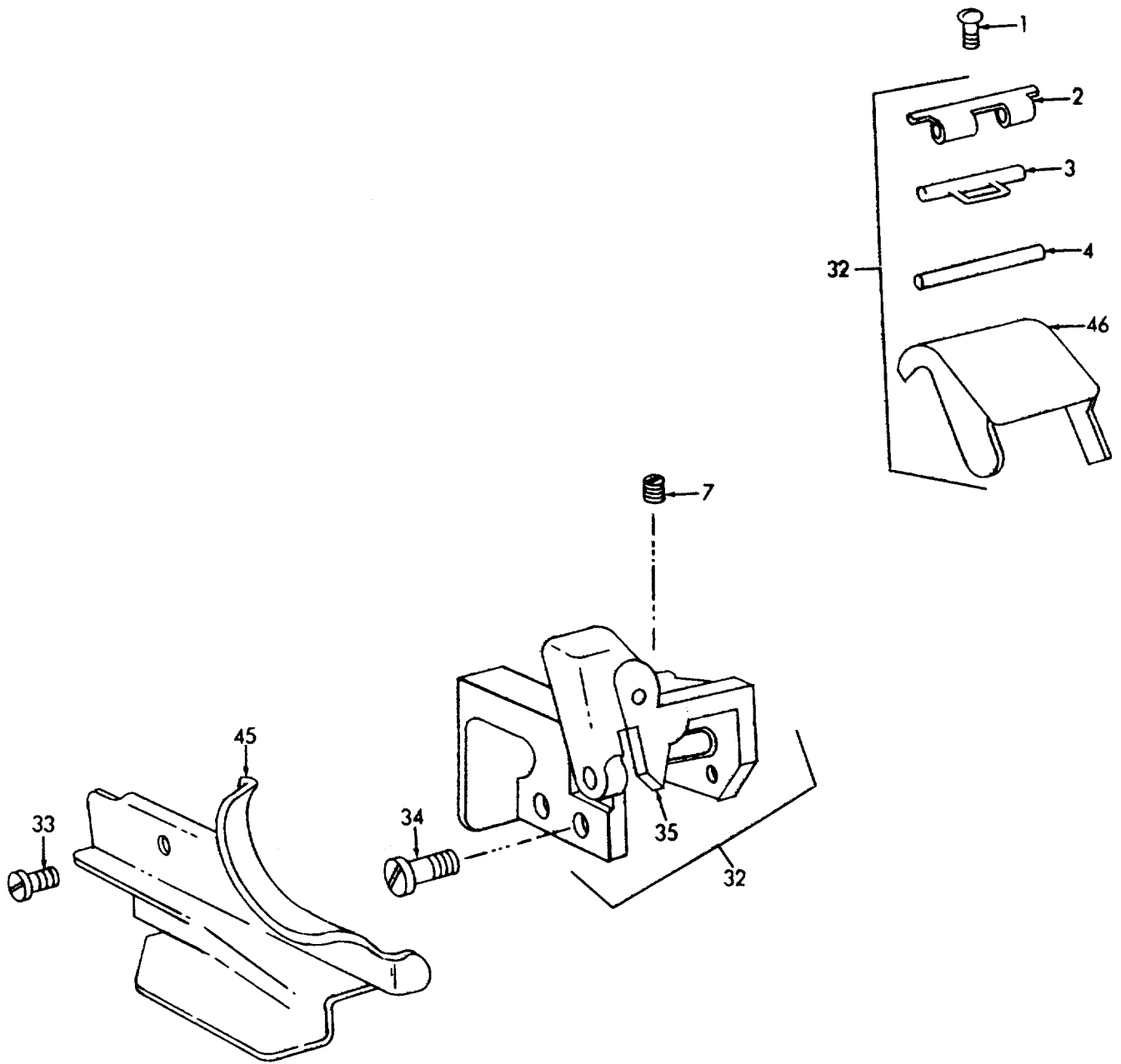


Figure 84 ©. Guard Lint.



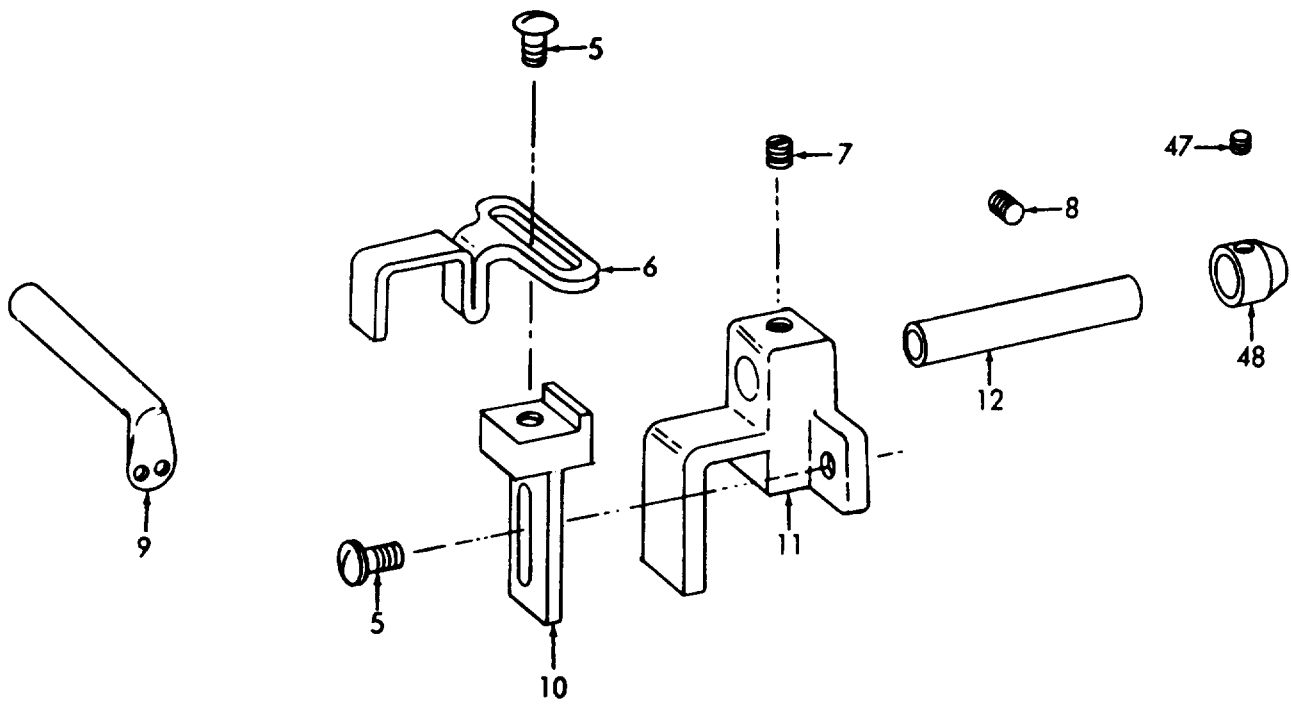
ME 3530-203-34P/84 (6)

Figure 84 ©. Machine Frame Cover.



ME 3530-203-34P/85 ①

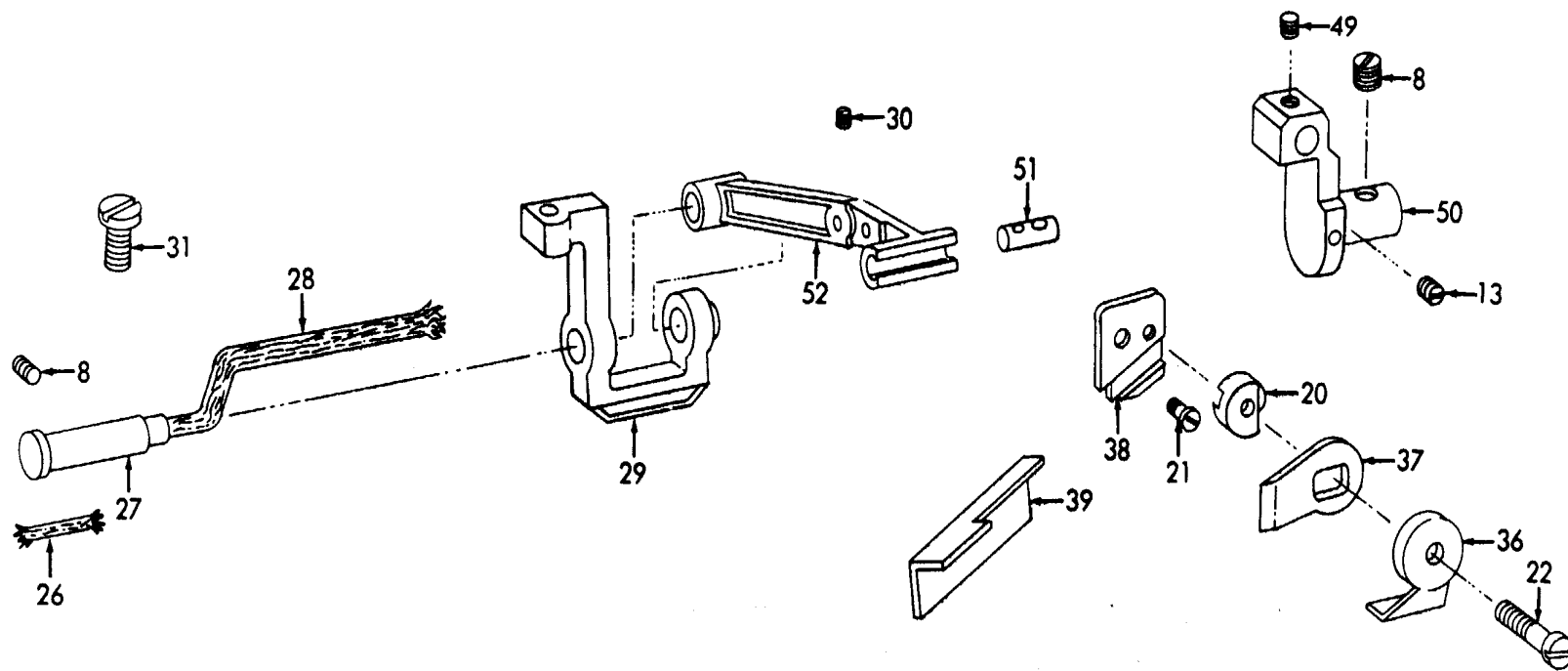
Figure 85 ①. Lever Cover Knife and Oil Splash Guard.



ME 3530-203-34P/85 (2)

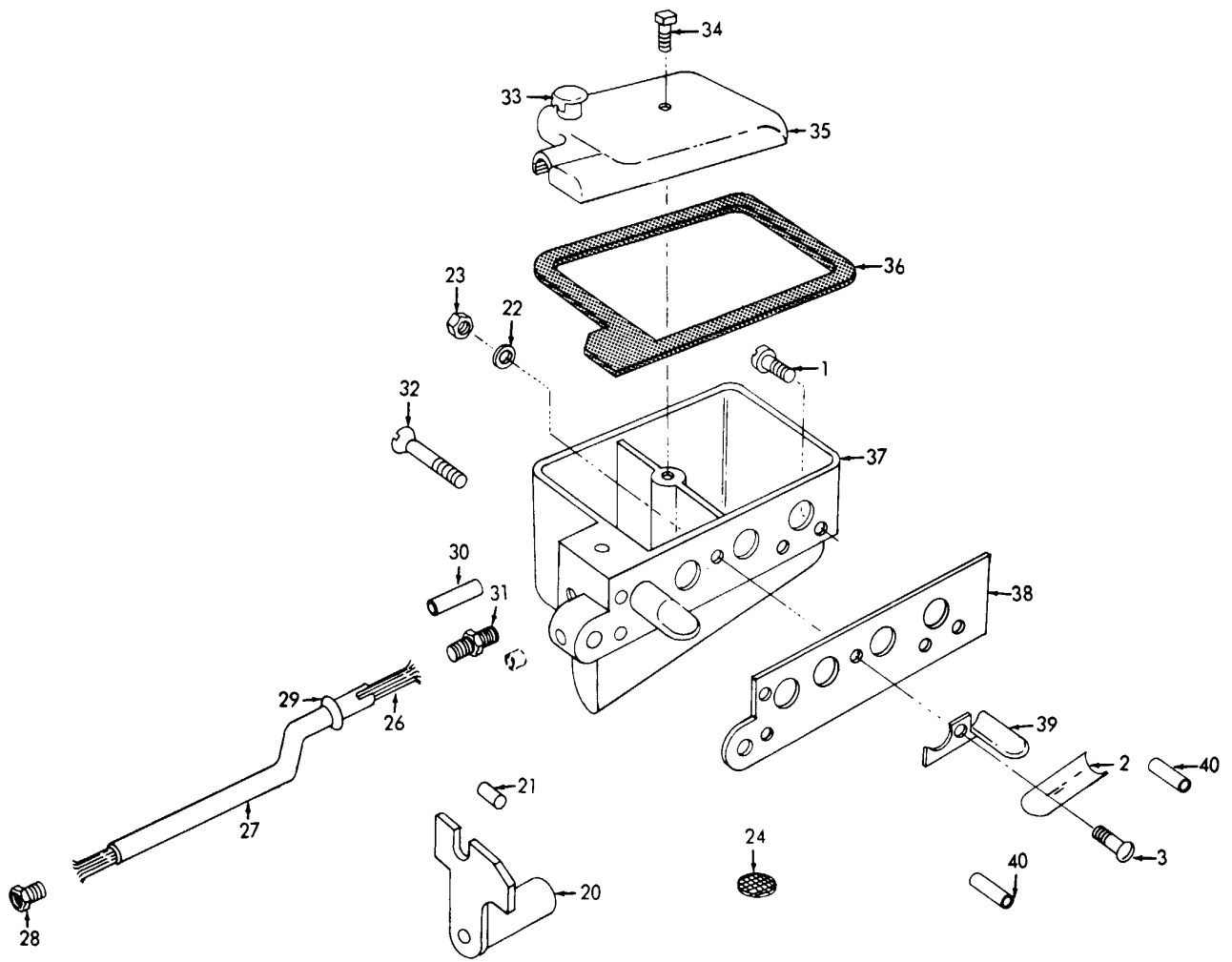
Figure 85 ©. Stripper Lint and Guard.





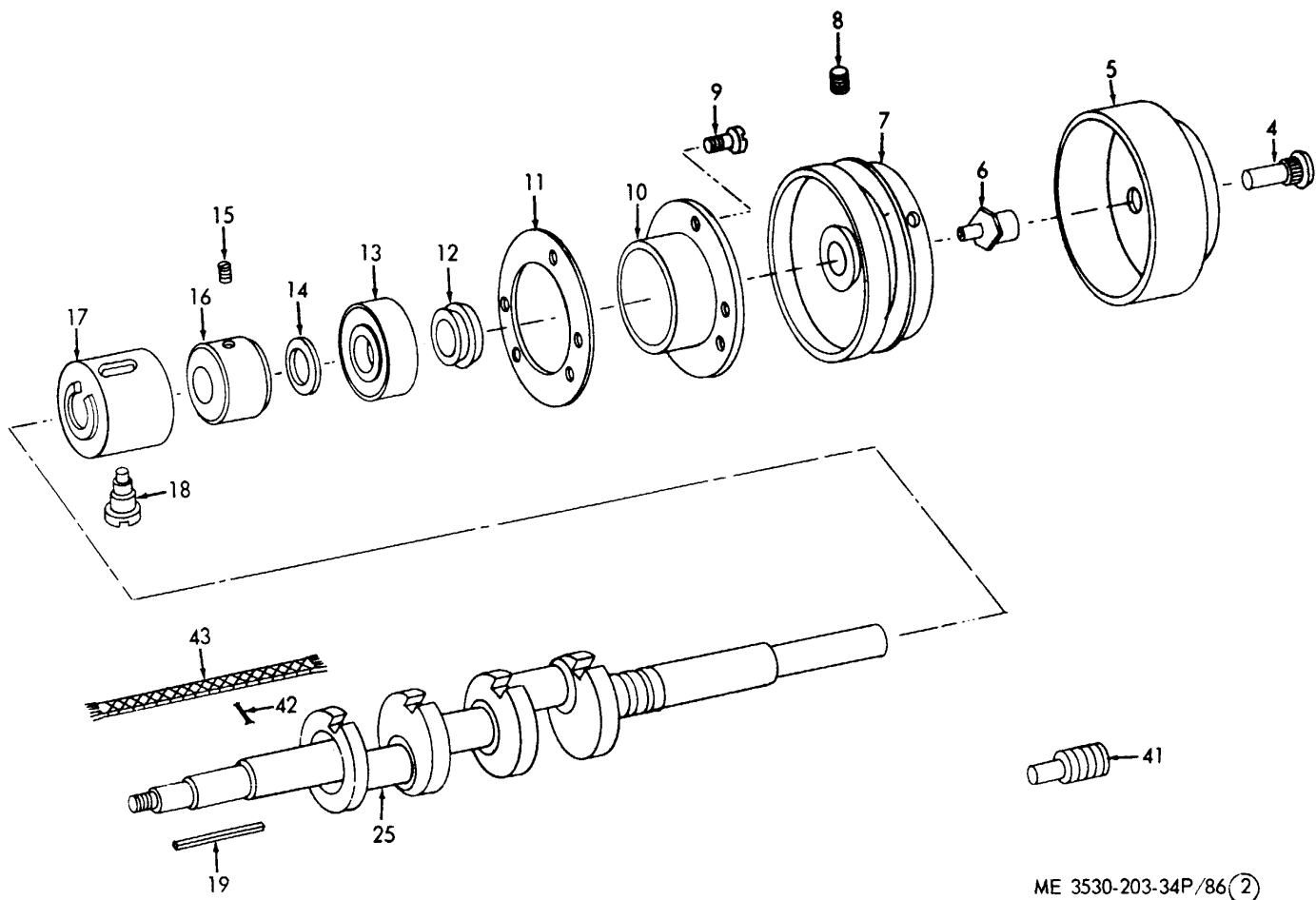
ME 3530-203-34P/85 (3)

Figure 85 (3). Knife Lever and Oil Wick.



ME 3530-203-34P/86 ①

Figure 86 ①. Cooler Oil  
151



ME 3530-203-34P/86 (2)

Figure 86 @.) Rotary Shaft and Pulley.  
152

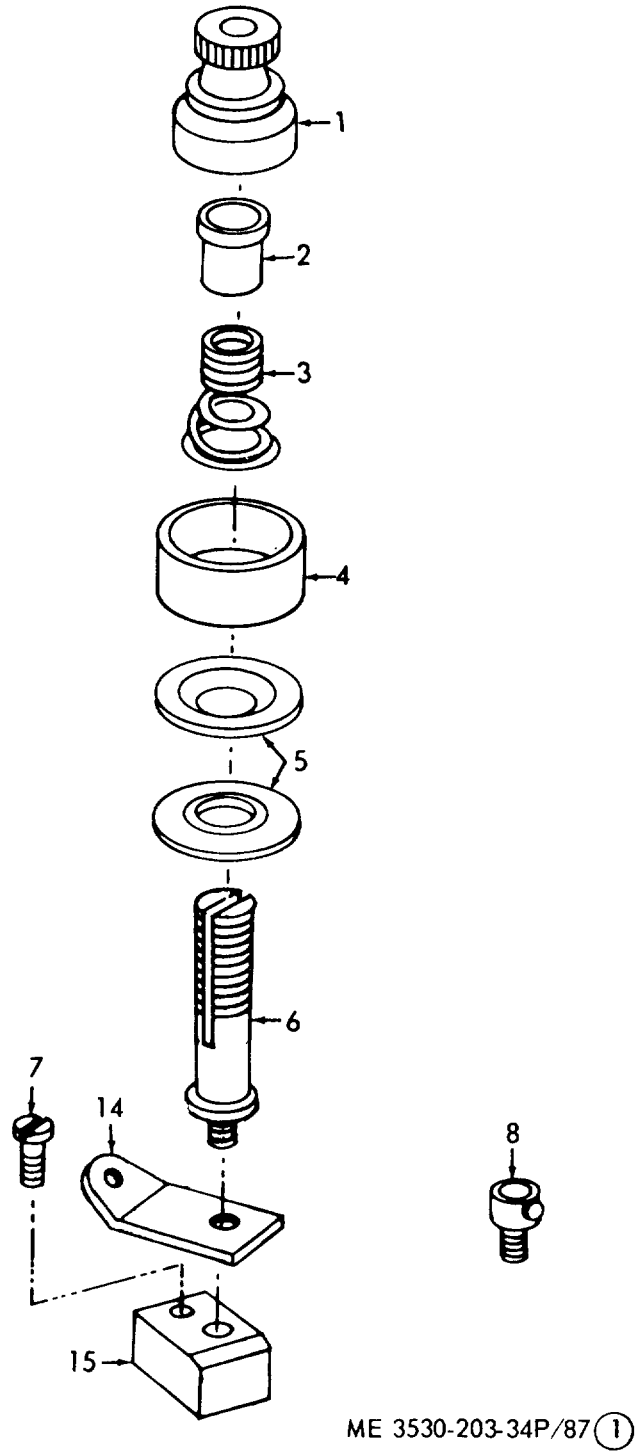


Figure 87 ①. Thread Guide

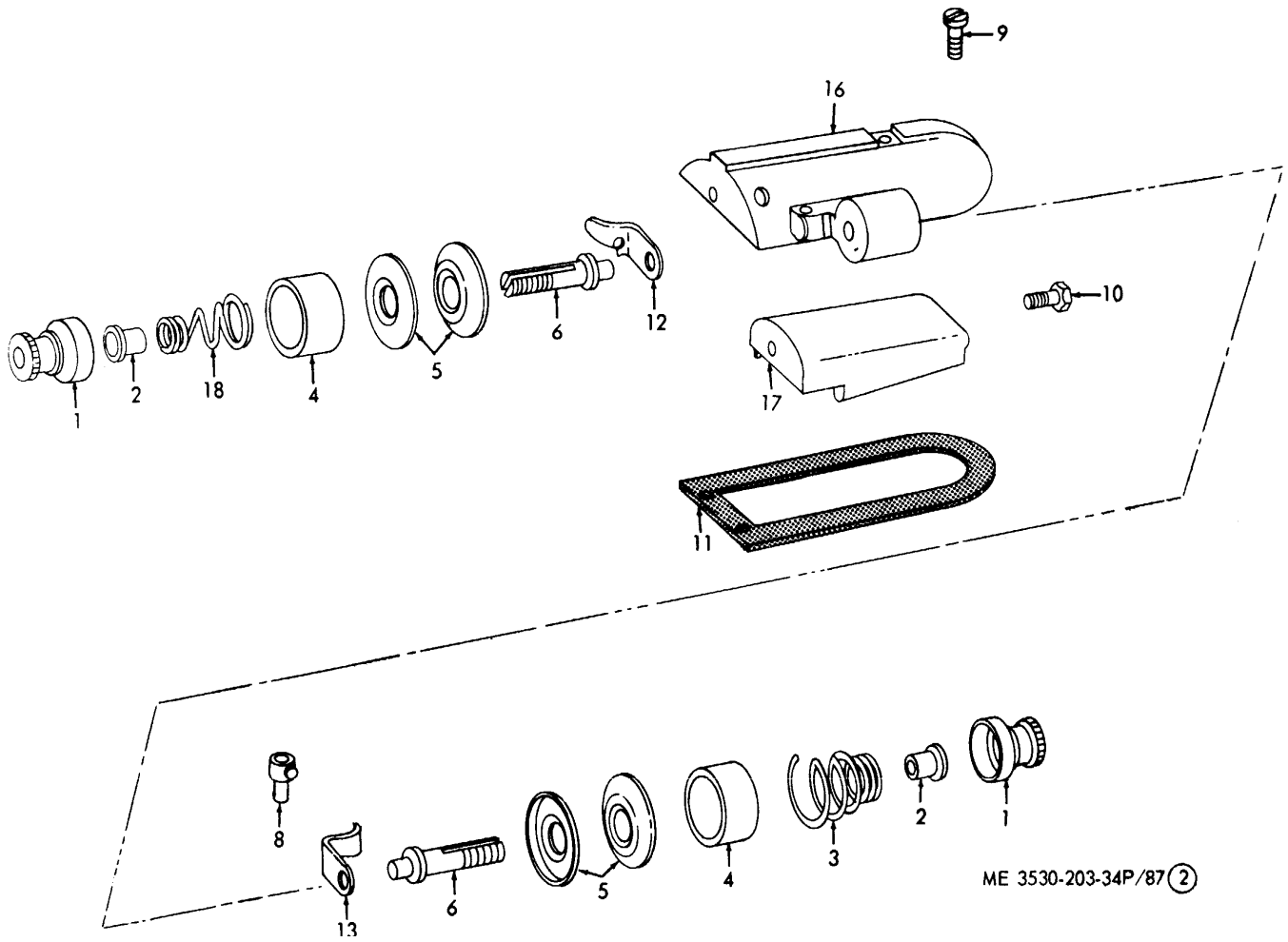
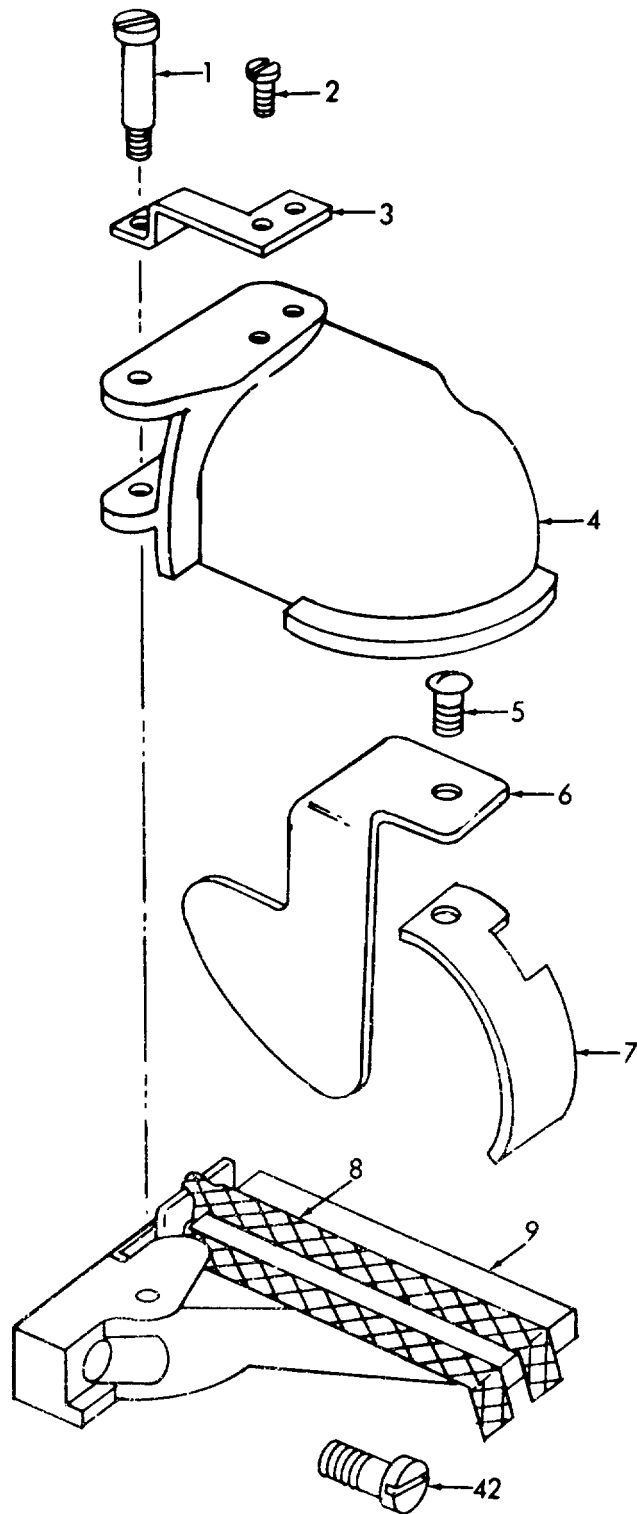
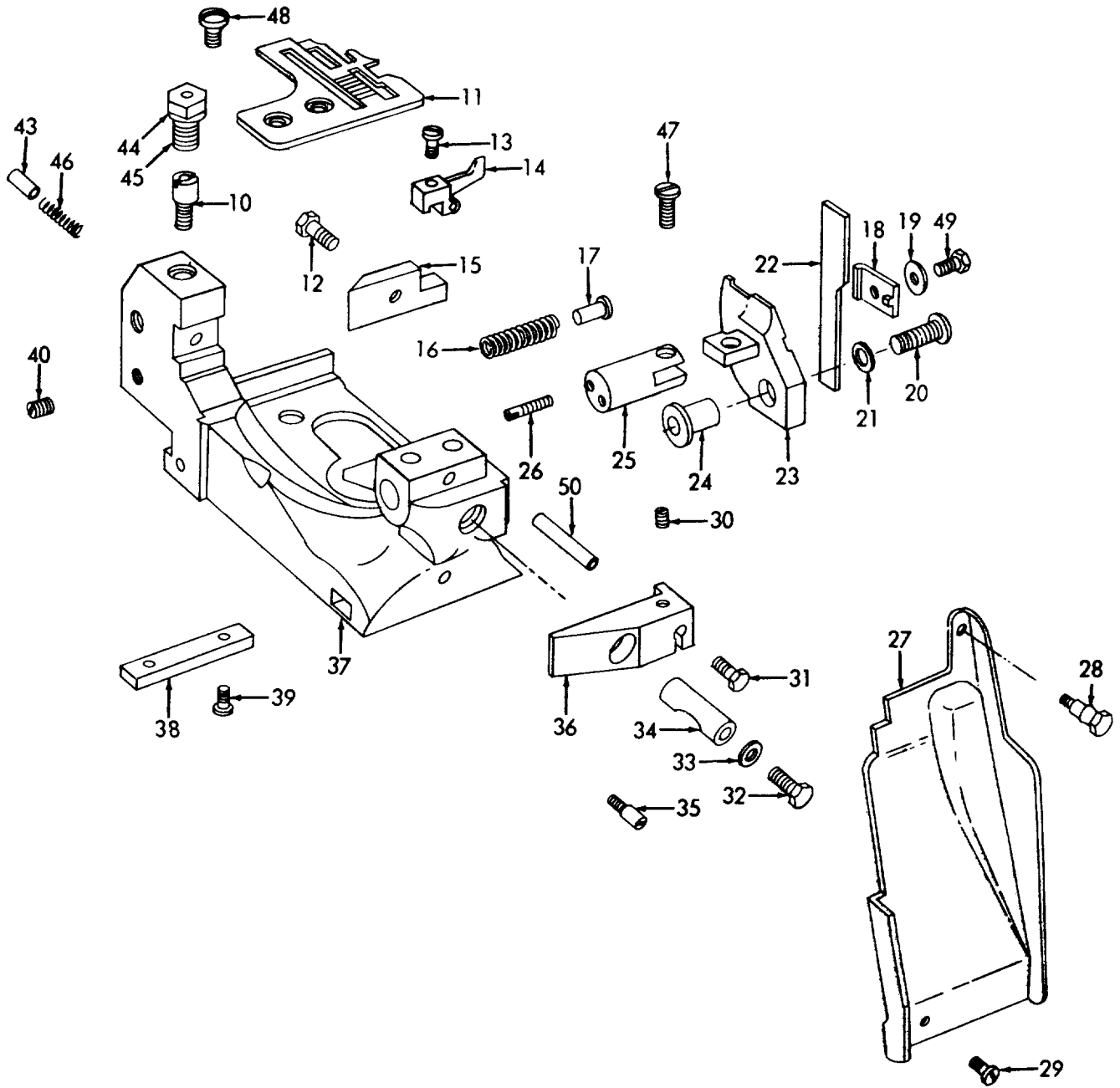


Figure 87©. Top Frame and Components.



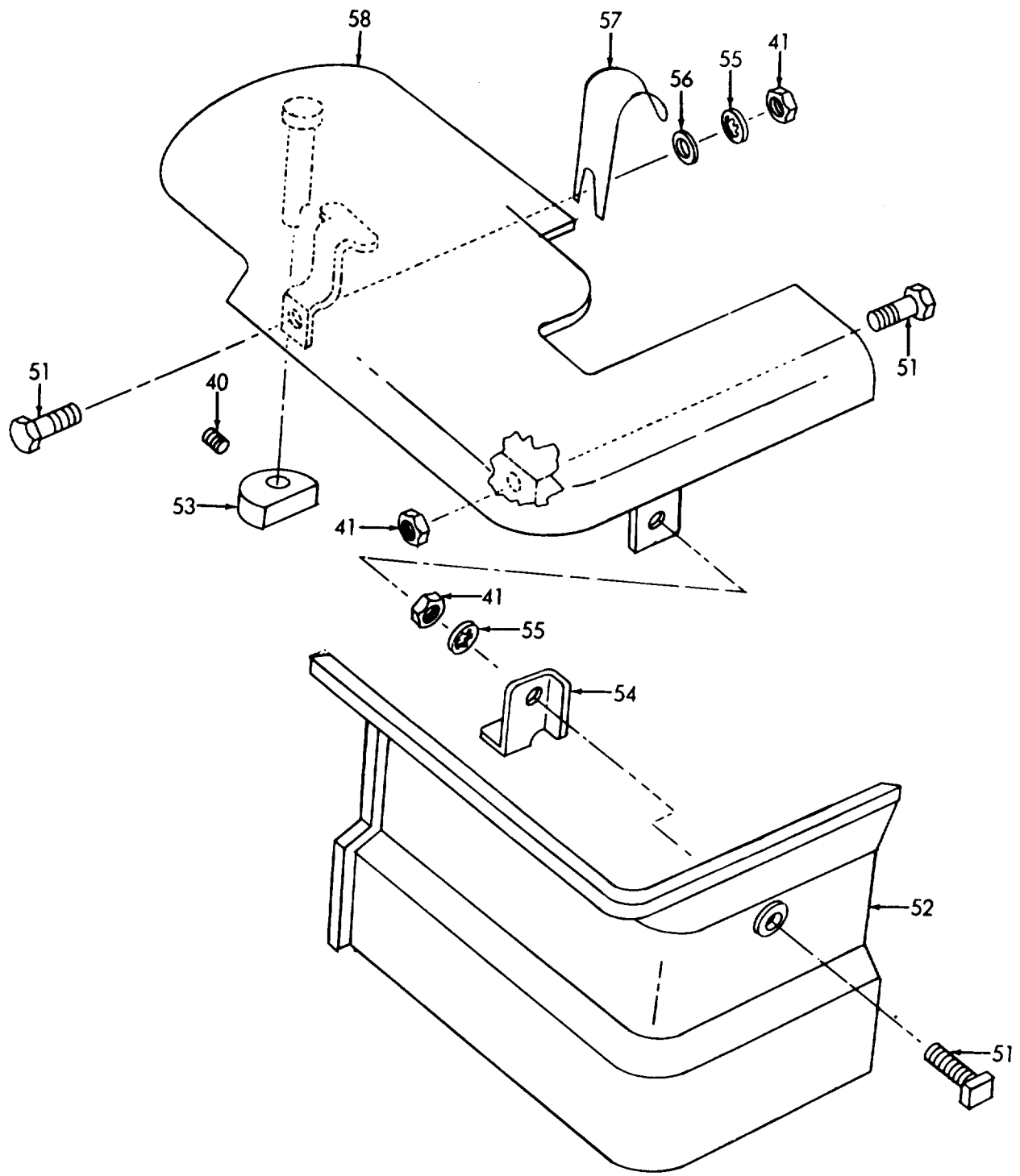
ME 3530-203-34P/88 ①

Figure 88 ①. Cover Components.



ME 3530-203-34P/88 (2)

Figure 88 ©. Holder Components.  
156



ME 3530-203-34P/88 (3)

Figure 88 ©. Cloth Plate.



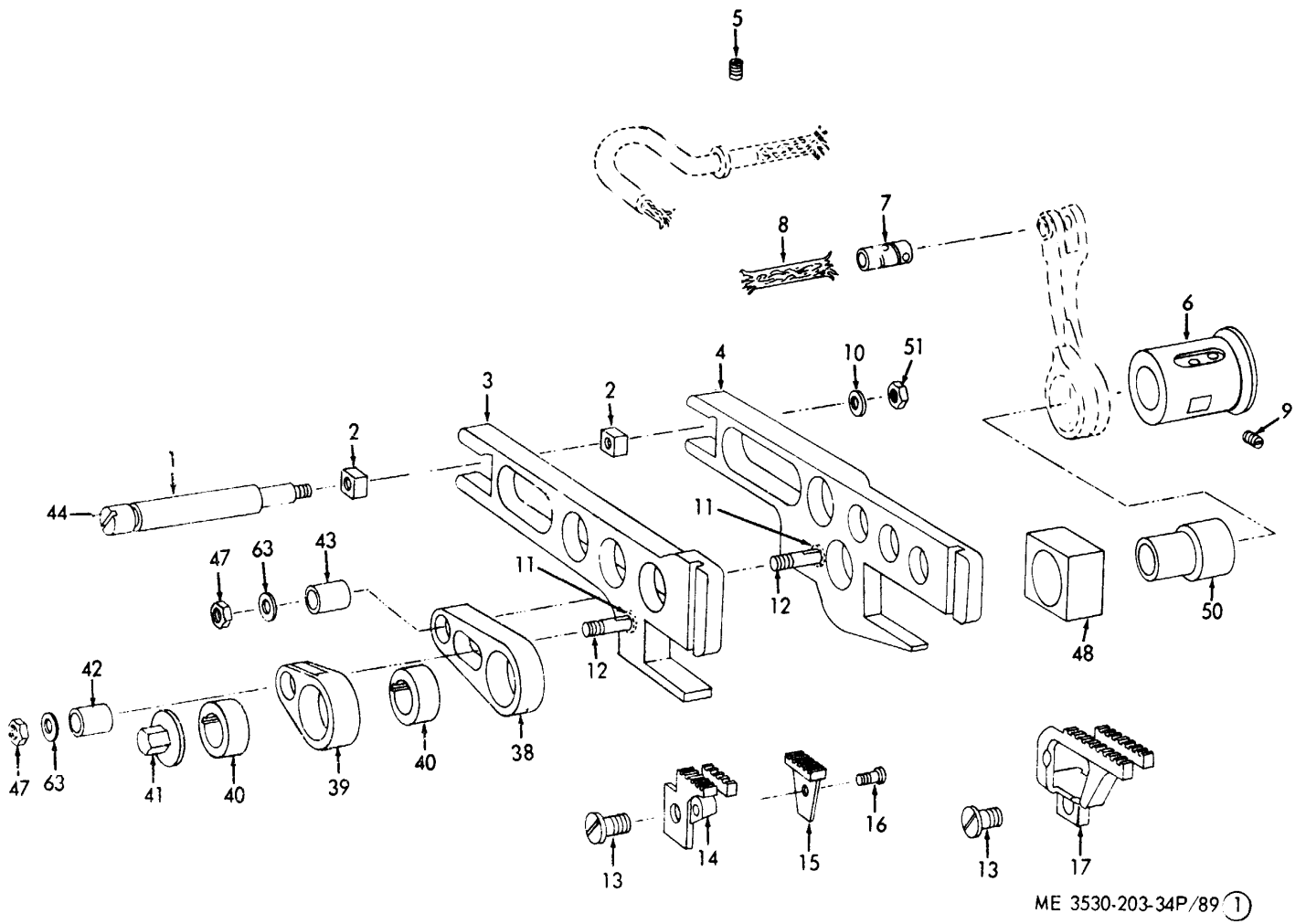
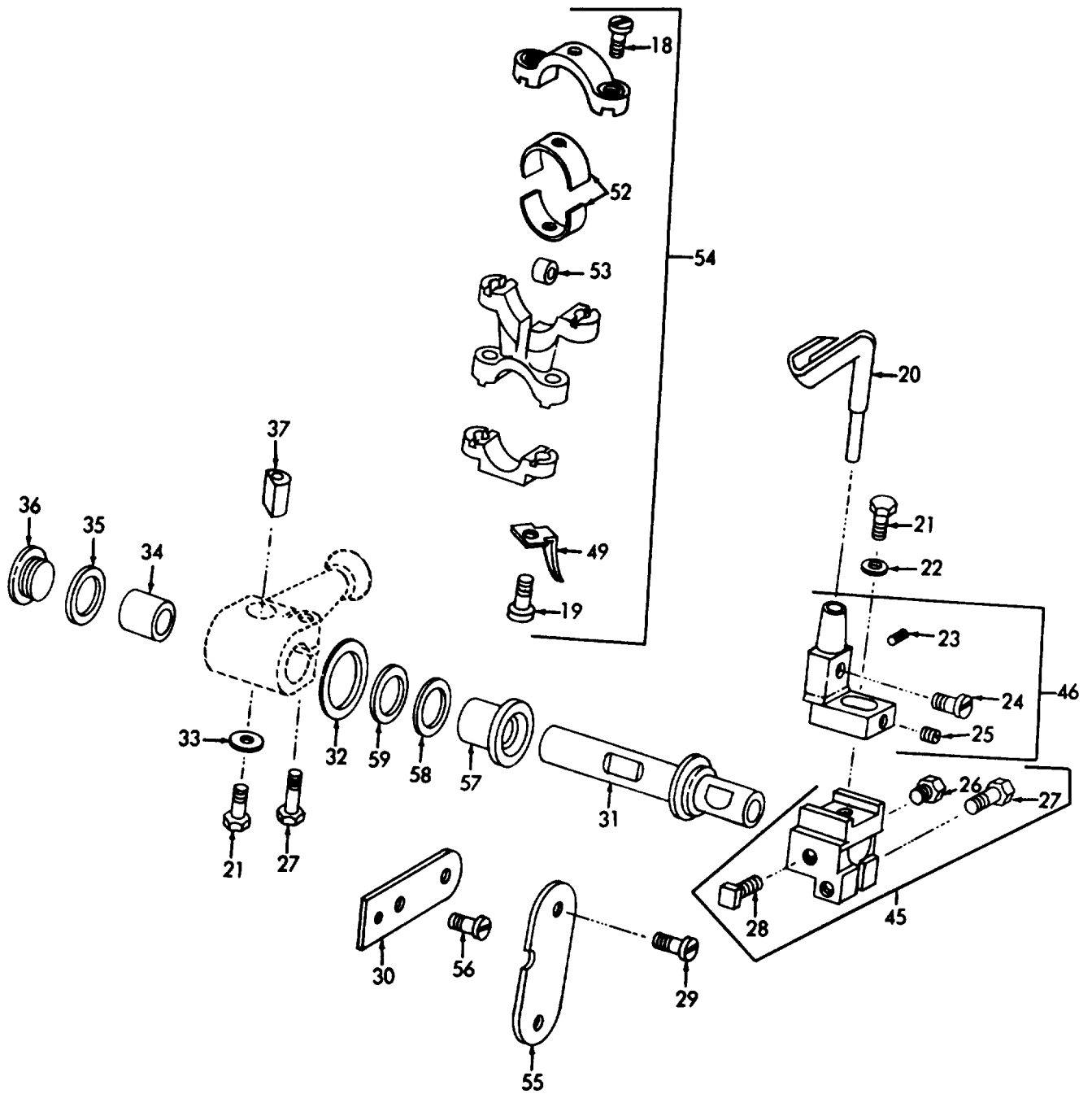
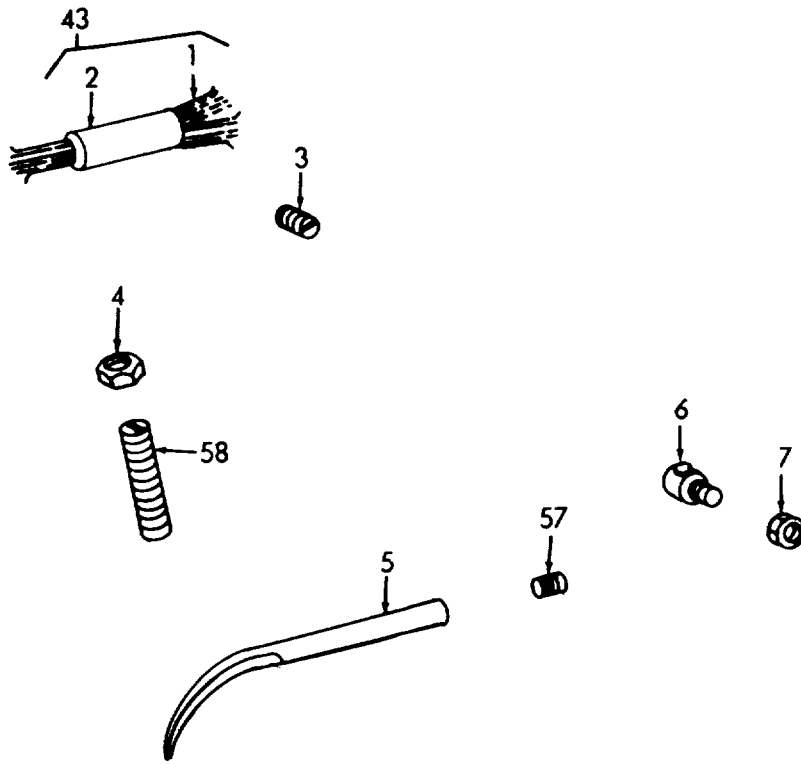


Figure 89 ①. Feed Bar Back and Front.



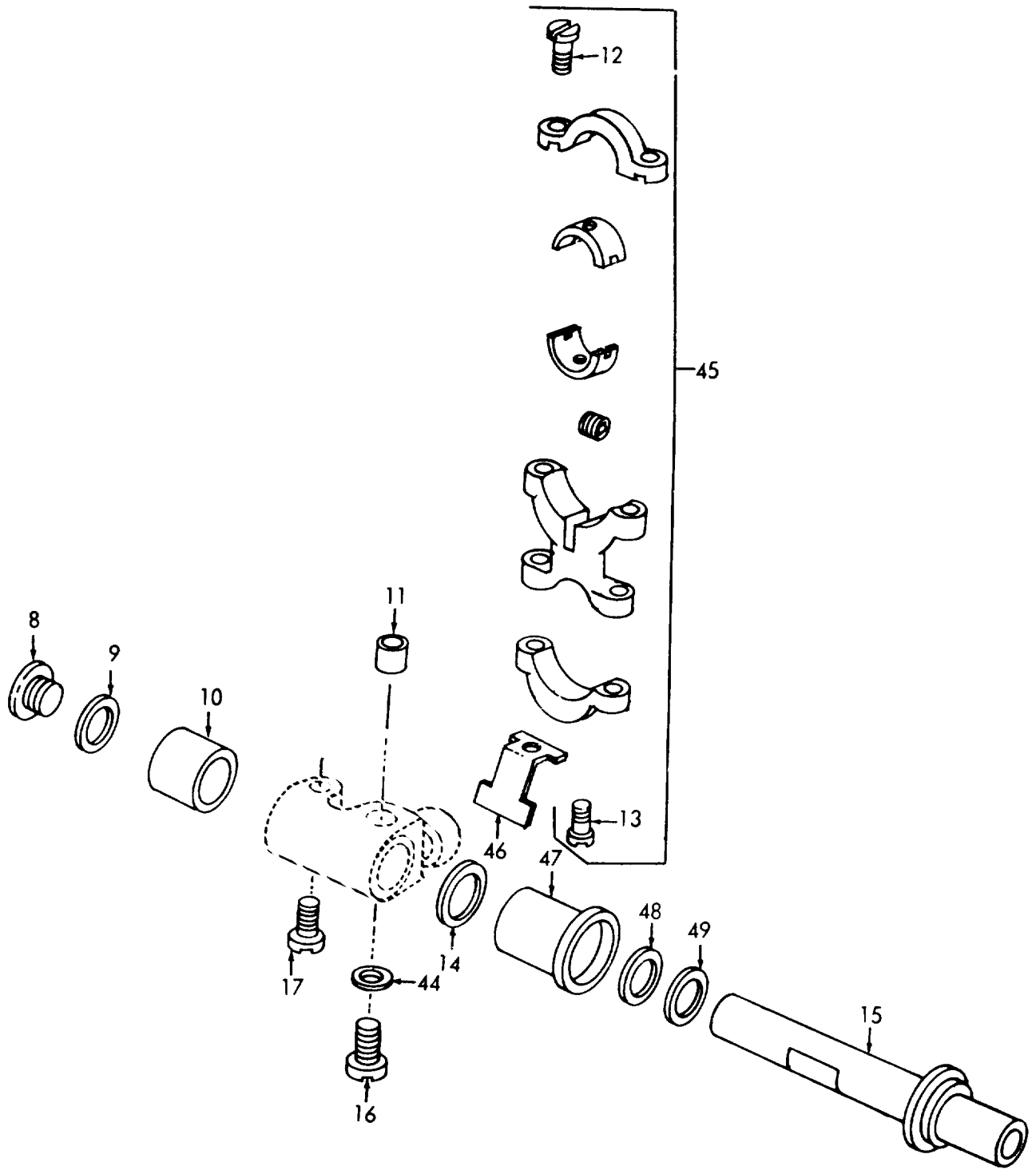
ME 3530-203-34P/89 (2)

Figure 89 ©. Shaft Crank Connections, Carrier and Right Hand Holder.



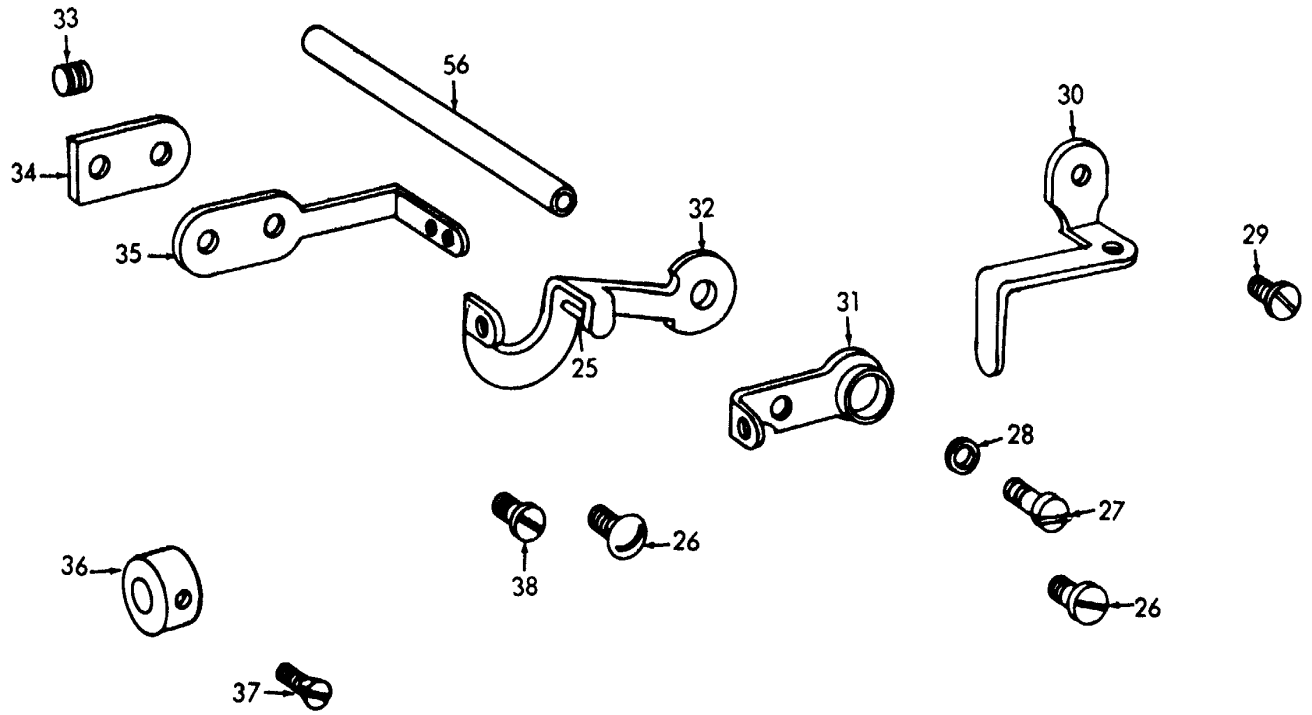
ME 3530-203-34P/90 ①

Figure 90 ①. Right Hand Looper.



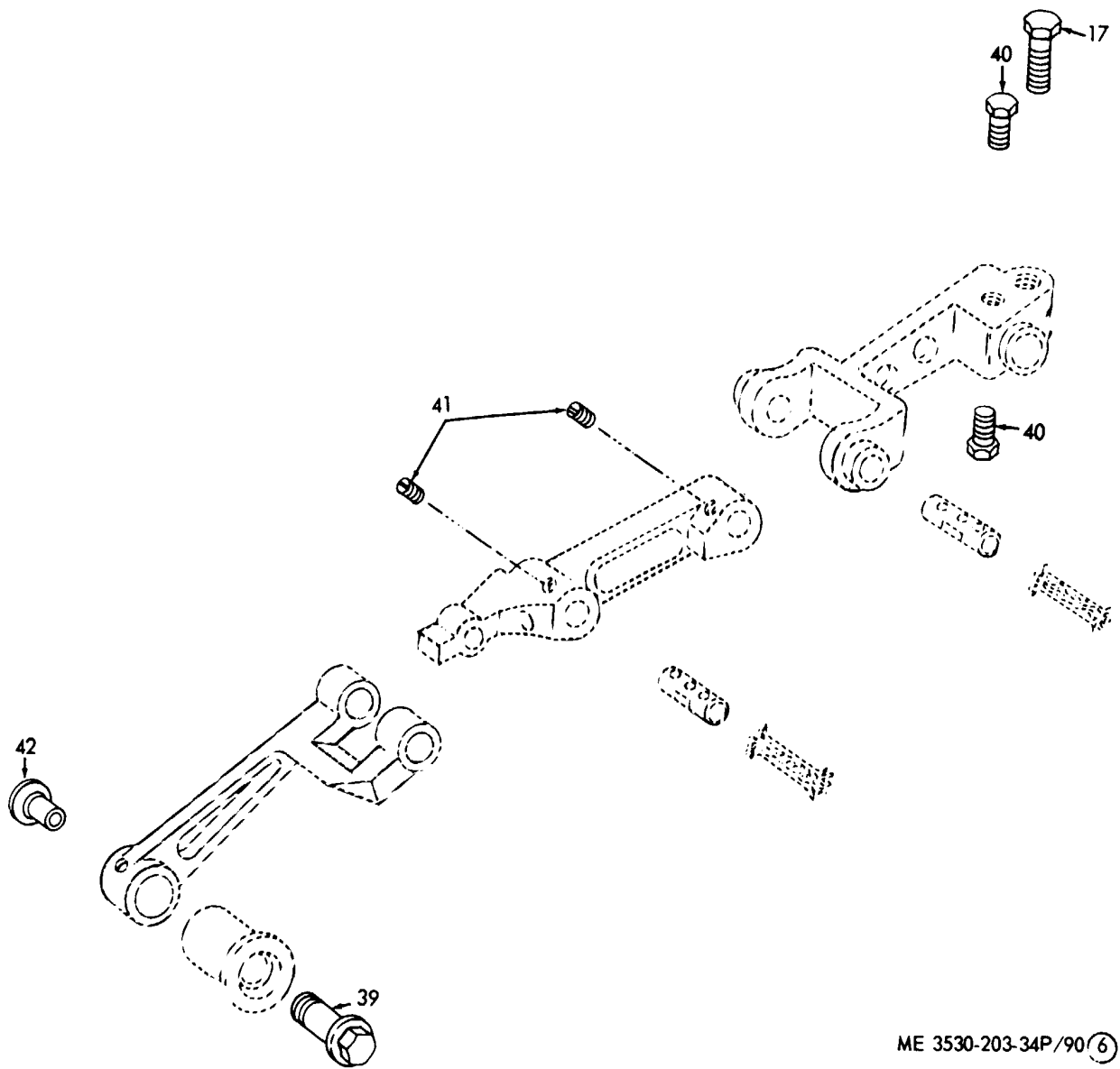
ME 3530-203-34P/90 (2)

Figure 90 @. Looper Driving.



ME 3530-203-34P/90 (5)

Figure 90 ©. Take-Up and Thread Tube.



ME 3530-203-34P/90 (6)

Figure 90 @ Tension Stud.

**SECTION V INDEX-FEDERAL STOCK NUMBER AND REFERENCE NUMBER  
CROSS-REFERENCE TO FIGURE AND ITEM NUMBER**

<b>STOCK NUMBER</b>	<b>FIG.NO</b>	<b>ITEM</b>	<b>STOCK NUMBER</b>	<b>FIG. NO</b>	<b>ITEM</b>
2530-355-7150	17	2	3530-359-7384	66	31
3030-528-3824	22	3	3530-359-7387	19	24
3530-097-3183	41	35	3530-359-7392	51	13
3530-097-3188	49	58	3530-359-7392	53	15
3550-134-8025	89	20	3530-359-7400	39	1
3530-179-6826	68	26	3530-359-7401	40	4
3530-179-6828	71	1	3530-359-7401	87	4
3530-222-0094	68	32	3530-359-7402	40	11
3530-245-7831	68	35	3530-359-7431	51	7
3530-245-7831	78	44	3530-359-7431	53	11
3530-245-7997	60	22	3530-359-7432	51	3
3530-245-8001	60	22	3530-359-7437	16	1
3530-245-8026	60	22	3530-359-7445	11	21
3530-245-8027	42	8	3530-359-7446	18	9
3530-245-8028	42	8	3530-359-7446	46	9
3530-254-3387	29	9	3530-359-7446	74	17
3530-254-3396	29	9	3530-359-7447	59	15
3530-254-3418	49	32	3530-359-7448	59	19
3530-254-3445	15	25	3530-359-7449	46	7
3530-254-3446	68	35	3530-359-7449	46	7
3530-254-3446	78	44	3530-359-7457	67	12
3530-257-2812	68	35	3530-359-7460	47	4
3530-257-2819	49	32	3530-359-7461	35	18
3530257-2830	21	31	3530-359-7462	35	11
3530-257-3544	15	25	3530-359-7466	46	16
3530-257-3548	21	31	3530-359-7486	49	3
3530-265-6563	24	13	3530-359-7488	37	8
3530-358-0538	28	4	3530-359-7488	90	31
3530-358-0549	30	16	3530-359-7489	37	10
3530-358-0666	31	4	3530-359-7490	36	12
3530-358-0679	29	7	3530-359-7508	50	10
3530-358-1511	31	1	3530-359-7514	40	12
3530-359-4142	71	29	3530-359-7514	87	11
3530-359-5212	8	9	3530-359-7515	39	4
3530-359-7126	37	5	3530-359-7517	38	8
3530-359-7126	90	32	3530-359-7517	87	12
3530-359-7127	36	17	3530-359-7532	81	2
3530-359-7127	90	35	3530-359-7549	15	24
3530-359-7139	15	22	3530-359-7550	15	38
3530-359-7141	49	27	3530-359-7551	15	39
3530-359-7141	78	36	3530-359-7551	67	36
3530-359-7152	52	5	3530-359-7552	11	7
3530-359-7172	49	47	530-359-7552	68	18
3530-359-7172	74	37	3530-359-7553	21	2
3530-359-7200	19	12	3530-359-7554	18	20
3530-359-7200	48	1	3530-359-7555	18	18
3530-359-7200	77	19	3530-359-7556	18	12
3530-359-7222	67	18	3530-359-7556	46	14
3530-359-7226	50	16	3530-359-7557	18	16
3530-359-7227	50	9	3530-359-7558	60	37
3530-359-7230	49	44	3530-359-7559	61	3
3530-359-7230	74	33	35430-359-7560	61	7
3530-359-7267	49	37	3530-359-7561	61	2
3530-359-7267	74	32	3530-359-7562	51	2
3530-359-7279	90	36	3530-359-7563	49	51
3530-359-7299	11	5	3530-359-7564	46	10
3530-359-7299	68	2	3530-359-7565	46	11
3530-359-7301	17	3	3530-359-7567	48	50
3530-359-7311	34	16	3530-359-7567	81	3
3530-359-7318	86	5	3530-359-7568	49	7
3530-359-7324	15	23	3530-359-7570	38	6
3530-359-7326	10	1	3530-359-7571	43	8
3530-359-7328	20	8	3530-359-7573	40	10
3530-359-7329	66	21	3530-359-7573	87	14
3530-359-7330	50	17	3530-359-7574	35	15
3530-359-7333	42	10	3530-359-7577	40	7
3530-359-7379	63	12	3530-359-7578	40	13

**SECTION V INDEX-FEDERAL STOCK NUMBER AND REFERENCE NUMBER  
CROSS-REFERENCE TO FIGURE AND ITEM NUMBER**

STOCK NUMBER	FIG.NO	ITEM	STOCK NUMBER	FIG. NO	ITEM
3530-359-7578	68	21	3530-359-8079	68	21
3530-359-7579	53	8	3530-359-8080	18	1
3530-359-7580	53	1	3530-359-8080	46	12
3530-359-7583	74	38	3530-359-8081	48	12
3530-359-7603	59	5	3530-359-8081	82	12
3530-359-7614	65	22	3530-359-8125	60	41
3530-359-7619	41	16	3530-359-8391	39	7
3530-355-7620	41	32	3530-359-8624	41	23
3530-359-7622	42	12	3530-359-8624	98	24
3530-359-7625	53	3	3530-359-8630	19	5
3530-359-7662	41	33	3530-359-8632	47	6
3530-359-7662	8B	22	3530-359-8632	77	1
3553-359-7663	41	18	3530-359-8633	47	26
3550-359-7720	50	19	3530-359-8633	77	6
3530-359-7721	50	22	3530-359-8658	50	4
3530-359-7723	49	11	3530-359-8658	59	16
3530-359-7723	78	11	3530-359-8659	11	20
3530-359-7727	43	11	3530-359-8660	11	25
3530-359-7727	84	2	3530-359-8660	68	28
3530-355-7746	49	39	3530-359-8661	14	3
3530-359-7751	36	10	3530-359-8661	71	15
3530-359-7752	37	26	3530-359-8667	48	5?
3530-359-7870	21	1	3530-359-8667	77	15
3530-359-7873	33	1	3530-359-8669	46	9
353u-359-7932	11	23	3530-359-8670	46	4
3530-359-7932	68	29	3530-359-8670	74	20
3530-359-7937	60	34	3530-359-8672	49	4
3530-359-7947	61	4	3530-359-8707	77	12
3530-345-7951	50	14	3530-359-8788	18	8
3530-355-7953	49	41	3530-359-6789	19	6
3530-359-7957	42	11	3530-359-8841	77	2
3530-359-7987	15	41	3530-359-8851	57	2
3530-359-7988	62	15	3530-359-8852	10	2
3530-359-7989	19	4	3530-359-8852	44	2
3530-35S-7991	19	9	3530-359-8853	16	2
3530-359-7994	60	40	3530-359-8854	33	2
3530-359-7995	59	1	3530-359-8856	44	1
3530-359-7996	64	22	3530-359-8856	72	
3530-344-7997	64	5	3530-359-5886	53	
3530-344-7999	50	13	3530-368-7375	49	45
3530-359-8001	47	5	3530-390-4562	30	4
3530-315-8001	77	5	3530-393-5040	30	17
3530-359-8005	38	9	3530-393-5041	31	7
3530-359-8006	36	16	3530-449-3981	14	6
3530-359-8006	90	34	3530-449-3981	67	22
3530-359-8007	35	3	3530-449-3981	71	11
3530-359-8008	43	14	3530-449-3987	14	1
3530-359-8009	42	6	3530-449-3987	71	12
3530-359-8011	88	43	3530-449-3995	19	13
3530-359-8012	12	14	3530-449-3996	14	2
3530-359-8016	43	16	3530-449-3996	71	13
3530-359-8025	15	30	3530-449-4008	11	22
3530-359-8025	67	15	3530-449-4008	32	2
3530-359-8028	21	34	3530-449-4008	40	5
3530-359-8030	49	36	3530-449-4008	50	5
3530-359-8030	74	30	3530-449-4008	68	31
3530-359-8032	49	34	3530-449-4008	87	5
3530-359-8033	49	31	3530-449-4015	12	12
3530-359-8033	74	48	3530-449-4020	15	28
3530-359-8036	43	13	3530-449-4107	14	7
3530-359-8038	15	28	3530-449-4107	71	3
3530-359-8063	59	29	3530-449-4142	12	17
3530-359-8064	50	1	3530-449-4172	12	15
3530-359-8065	45	13	3530-449-4180	26	8
3530-359-8066	34	13	3530-467-6891	15	6
3530-359-8073	11	26	3530-467-6910	12	14
3530-359-8073	68	33	3530-467-6927	15	36
3530-35s-8074	15	4	3530-467-6928	21	26
3530-359-8076	52	3	3530-467-6930	40	2
3530-359-8079	11	36	3530-467-6930	87	2



**SECTION V INDEX-FEDERAL STOCK NUMBER AND REFERENCE NUMBER  
CROSS-REFERENCE TO FIGURE AND ITEM NUMBER**

<b>STOCK NUMBER</b>	<b>FIG.NO</b>	<b>ITEM</b>	<b>STOCK NUMBER</b>	<b>FIG. NO</b>	<b>ITEM</b>
3530-467-6954	60	35	3530-999-0957	24	3
3530-467-6958	63	1	3530-999-0958	9	6
3530-467-6964	65	19	3530-999-0963	22	11
3530-467-6970	62	5	3530-999-0964	22	15
3530-467-6971	62	1	3530-999-0966	9	2
3530-467-6991	60	33	3530-999-0967	29	3
3530-467-6992	19	30	3530-999-0969	22	13
3530-467-6992	77	16	3530-999-0972	25	3
3530-467-6994	21	29	3530-999-0975	30	11
3530-467-6996	49	53	3530-999-0978	30	22
3530-467-6996	74	41	3530-999-0979	22	2
3530-467-7002	50	11	3530-999-0987	28	3
3530-467-7003	50	23	3530-999-0993	26	5
3530-467-7007	21	27	3530-999-0996	52	2
3530-467-7008	21	32	3530-999-0998	87	10
3530-467-7009	19	1	3530-999-1000	23	23
3530-467-7018	49	28	3530-999-1003	24	15
3530-467-7018	78	39	3530-999-1004	24	5
3530-487-7022	18	10	3530-999-1005	24	9
3530-474-8251	23	3	3530-999-1006	24	6
3530-490-7415	30	1	3530-999-1009	24	7
3530-490-7443	49	5	3530-999-1012	29	5
3530-490-7443	74	46	3530-999-1013	24	11
3530-490-7697	77		3530-999-1014	22	10
3530-490-8214	19	11	3530-999-1016	70	25
3530-490-8214	48	48	3530-999-1023	22	14
3530-490-0036	52		3530-999-1028	9	4
3530-570-5445	57	1	3530-999-1036	25	1
3530-654-5344	28	1	3530-999-1037	30	9
3530-678-5852	12	13	3530-999-1041	30	5
3530-678-5852	67	33	3530-999-1042	30	10
3530-678-5853	21	28	3530-999-1044	30	3
3530-678-5853	49	29	3530-999-1046	23	22
3530-678-5853	78	37	3530-999-1047	24	12
3530-739-4635	74	13	3530-999-1048	24	10
3530-739-4638	28	9	3530-999-1050	24	17
3530-739-4645	28	6	3530-999-1051	32	1
3530-739-4654	71	10	3530-999-1052	52	1
3530-780-4939	30	21	3530-999-1055	28	5
3530-780-4949	29	4	3530-999-1058	9	?
3530-780-4952	31	5	3530-999-1059	9	8
3530-780-4953	31	2	3530-999-1061	25	4
3530-780-4973	78	14	3530-999-1062	25	5
3530-780-4974	74	14	3530-999-1063	22	6
3530-874-8817	73	16	3530-999-1065	26	7
3530-885-8773	29	1	3530-999-1067	30	13
3530-885-8779	30	19	3530-999-1069	31	13
3530-885-8780	30	18	3530-999-1069	32	4
3530-885-8794	74	16	3530-999-1070	24	1
3530-885-8803	31	12	3530-999-1075	31	15
3530-885-8806	26	4	3530-999-1078	9	11
3530-885-8808	28	8	3530-999-1079	9	3
3530-885-8810	31	14	3530-999-1081	9	5
3530-885-8826	30	12	3530-999-1082	9	9
3530-885-8829	31	B	3530-999-1083	22	4
3530-892-4651	22	1	3530-999-1083	69	57
3530-945-4604	22	9	3530-999-1015	22	5
3530-999-0924	31	10	3530-999-1086	9	10
3530-999-0925	24	16	3530-999-5057	67	31
3530-999-0932	31	11	3530-999-5058	67	12
3530-999-0934	30	2	3530-999-5059	67	10
3530-999-0938	30	8	4730-358-0763	26	1
3530-999-0939	30	7	5120-144-2087	56	6
3530-999-0942	32	6	5120-144-2100	56	2
3530-955-0947	30	15	5120-244-9198	56	1
3530-999-0948	30	14	5120-293-0269	55	1
3530-999-0950	32	8	5120-322-6188	55	3
3530-999-0951	31	16	5120-322-6189	55	2
3530-999-0952	30	23	5120-322-6190	55	4
3530-999-0956	22	12	5120-357-5594	56	3

**SECTION V INDEX-FEDERAL STOCK NUMBER AND REFERENCE NUMBER  
CROSS-REFERENCE TO FIGURE AND ITEM NUMBER**

<b>STOCK NUMBER</b>	<b>FIG.NO</b>	<b>ITEM</b>	<b>STOCK NUMBER</b>	<b>FIG. NO</b>	<b>ITEM</b>
5120-357-5596	56	5	5305-359-8332	59	2
5120-357-5751	56	9	5305-359-8336	66	3
5120-357-5752	56	11	5305-359-8338	21	22
5120-357-5597	56	4	5305-359-8339	21	33
5120-359-6503	56	7	5305-359-8339	49	35
5120-449-3744	56	10	5305-359-8340	18	7
5120-449-3745	56	8	5305-359-8341	21	45
5120-449-8324	55	5	5305-359-8341	49	6
5304-359-8664	64	4	5305-359-8343	19	7
5305-026-0373	65	11	5305-359-8345	20	5
5305-026-0374	65	8	5305-359-8345	75	11
5305-043-6738	55	6	5305-359-8347	17	1
5305-192-0473	67	19	5305-359-8347	45	7
5305-192-0480	71	31	5305-359-8352	19	2
5305-192-0481	69	29	5305-359-8353	17	32
5305-192-0482	69	43	5305-359-8357	19	28
5305-112-0484	88	42	5305-359-8357	48	53
5305-192-0489	?1	7	5305-359-8357	77	14
5305-192-0489	71	8	5305-359-8359	19	10
5305-192-0492	71	16	5305-359-8359	48	47
5305-192-0493	67	13	5305-359-8359	81	5
5305-192-0499	71	6	5305-359-8363	50	24
5305-215-5279	84	11	5305-359-8364	50	7
5305-253-3255	72	1	5305-359-8365	50	18
5305-358-1325	23	2	5305-359-8367	50	21
5305-359-5211	8	10	5305-359-8372	47	25
5305-359-7201	20	3	5305-359-8374	82	28
5305-359-8016	84	18	5305-359-8377	49	43
5305-359-8032	74	28	5305-359-8377	75	1
5305-359-8261	25	2	5305-359-8379	49	10
5305-359-8271	37	11	5305-359-8379	75	9
5305-359-8271	43	9	5305-359-8380	46	6
5305-359-8271	85	5	5305-359-8381	49	48
5305-359-8271	88	5	5305-359-8382	49	33
5305-359-8271	90	29	5305-359-8382	74	49
5305-359-8288	60	1	5305-359-8385	48	49
5305-359-8291	11	14	5305-359-8385	81	4
5305-359-8291	69	3	5305-359-8386	49	2
5305-359-8292	14	5	5305-359-8389	4	12
5305-359-8292	31	3	5305-359-8393	24	14
5305-359-8292	39	2	5305-359-8393	36	19
5305-359-8292	71	9	5305-359-8394	37	7
5305-359-8292	86	34	5305-359-8394	88	39
5305-359-8293	15	29	5305-359-8394	90	2
5305-359-8293	15	40	5305-359-8396	41	17
5305-359-8293	31	6	5305-359-8390	85	21
5305-355-8293	32	7	5305-359-6397	39	8
5305-359-8293	62	e3	5305-359-8398	37	16
5305-359-8293	88	32	5305-354-8403	35	2
5305-359-8293	90	38	5305-359-8404	38	7
5305-359-8296	11	6	5305-359-8404	88	29
5305-359-8296	68	1	5305-359-8405	89	21
5305-359-8297	64	3	5305-359-8408	36	18
5305-359-8297	88	2	5305-359-8408	37	13
5305-359-8298	61	5	5305-359-d408	37	22
5305-359-8300	14	4	5305-359-8408	41	34
5305-359-8300	71	17	5305-359-8408	84	29
5305-359-8303	12	18	5305-359-8408	90	26
5305-359-8303	47	7	5305-359-8410	35	12
5305-359-8303	71	2	5305-359-8410	35	16
5305-359-8303	77	3	5395-359-8410	41	26
5305-359-8306	15	26	5305-359-8410	41	30
5305-359-8311					
	65	18	5305-359-8410	88	31
5305-359-8313	66	18	5305-359-8413	38	10
5305-359-8314	60	39	5305-359-8414	43	12
5305-359-8320	64	2	5305-359-8416	43	17
5305-359-8321	64	23	5305-359-8416	84	17
5305-359-8321	64	24	5305-359-8416	88	13
5305-359-8329	59	28	5305-359-8411	90	37
5305-359-8330	65	6	5305-359-8421	40	8

**SECTION V INDEX-FEDERAL STOCK NUMBER AND REFERENCE NUMBER  
CROSS-REFERENCE TO FIGURE AND ITEM NUMBER**

STOCK NUMBER	FIG.NO	ITEM	STOCK NUMBER	FIG. NO	ITEM
5305-359-8421	86	9	5305-393-5070	28	7
5305-359-8421	87	9	5305-393-5094	26	2
5305-359-8424	41	21	5305-393-5094	29	2
5305-359-8424	86	3	5305-467-6800	67	25
5305-359-8427	88	20	5305-467-6879	5	3
5305-359-8428	34	17	5305-467-6879	00	42
5305-359-8428	86	4	5305-467-6879	62	13
5305-359-8428	38	5	5305-467-6879	64	10
5305-359-8466	85	28	5305-467-6880	10	36
5305-359-8466	84	10	5305-467-6882	15	42
5305-359-8467	43	15	5305-467-6882	67	37
5305-359-8467	b4	20	5305-467-6883	64	12
5305-359-8467	49	38	5305-467-6883	66	25
5305-395-8467	74	39	5305-467-6884	1	27
5305-359-8467	74	51	5305-467-6885	63	2
5305-359-8467	78	15	5305-467-6885	66	32
5305-359-8502	22	7	5305-467-6886	11	35
5305-359-8506	11	15	5305-467-6886	38	17
5305-359-8506	11	27	5305-467-6886	60	31
5305-359-8506	24	8	5305-467-6886	69	22
5305-359-8506	34	14	5305-467-6886	98	40
5305-359-8506	86	8	5305-467-5886	90	33
5305-359-8507	53	2	5305-467-6887	66	6
5305-359-8507	67	21	5305-467-6888	15	34
5305-359-8510	02	2	5305-467-6889	12	16
5305-359-8511	43	6	5305-467-6890	53	6
5305-359-8513	65	14	5305-467-6939	66	19
5305-359-8516	65	20	5305-467-6940	06	22
5305-359-8518	65	15	5305-467-6983	21	36
5305-359-8520	21	30	5305-467-6985	21	3
5305-359-8520	60	23	5305-467-6985	49	50
5305-359-8525	51	11	5305-467-6985	49	52
5305-359-8526	18	21	5305-467-6985	49	52
5305-359-8530	50	21	5305-467-6986	18	17
5305-359-8530	50	2	5305-467-6986	46	13
5305-359-8531	51	9	5305-467-6988	18	19
5305-359-8531	52	6	5305-467-6988	19	3
5305-359-8533	39	9	5305-461-6988	46	15
5305-359-8539	49	30	5305-467-6988	74	54
5305-359-8539	78	38	5305-467-6989	19	29
5305-359-5544	88	30	5305-467-6989	48	51
5305-359-8545	37	25	5305-467-69-9	77	13
5305-359-8548	87	7	5305-469-6887	29	8
5305-359-8551	36	13	5305-902-6642	51	12
5305-359-8556	53	9	5305-902-6642	52	4
5305-359-8557	53	13	5305-902-6642	53	14
5305-359-8822	3P	15	5305-923-7761	29	2
5305-359-8822	88	35	5306-359-4947	8	14
5305-359-8866	15	37	5307-358-1537	30	20
5305-359-8867	12	6	5307-358-1540	23	4
5305-359-8869	11	11	5307-359-8790	59	20
5305-359-8869	15	37	5307-359-6791	59	14
5305-359-8869	62	24	5307-359-8792	61	9
5305-359-8869	63	54	5307-359-8794	49	21
5305-359-8869	68	19	5307-359-5811	50	6
5305-359-8870	66	1	5307-359-8812	50	11
5305-359-8873	21	14	5307-359-8812	50	20
5305-359-8875	20	6	5307-359-8813	18	5
5305-359-8881	44	42	5307-359-8816	49	12
5305-359-8882	45	23	5307-359-8816	79	12
5305-359-8883	49	1	5307-359-8817	49	20
5305-359-8885	43	3	5307-359-8813	48	14
5305-359-8885	84	4	5307-359-8819	48	16
5305-368-6880	84	30	5307-359-8823	40	6
5305-368-7327	46	1	5307-359-8923	90	41
5305-368-7327	74	7	5307-359-8826	41	20
5305-379-2923	18	4	5307-359-8827	41	24
5305-379-2925	21	44	5307-359-8829	37	79
5305-391-8961	68	34	5307-359-8829	90	6
5305-391-8964	29	6	5307-359-8830	34	15

**SECTION V INDEX-FEDERAL STOCK NUMBER AND REFERENCE NUMBER  
CROSS-REFERENCE TO FIGURE AND ITEM NUMBER**

<b>STOCK NUMBER</b>	<b>FIG.NO</b>	<b>ITEM</b>	<b>STOCK NUMBER</b>	<b>FIG. NO</b>	<b>ITEM</b>
5307-391-8961	11	24	5310-467-6903	15	2
5307-459-8830	86	6	5310-467-6903	67	16
5310-012-0361	55	7	5310-467-6947	62	14
5310-012-0383	7	2	5310-467-6947	66	7
5310-199-1754	69	30	5310-467-6941	88	21
5310-199-1777	68	20	5310-809-4058	59	8
5310-359-5089	7	1	5315-467-6948	66	13
5310-359-7827	23	1	5315-467-6976	66	23
5310-359-7831	66	2	5315-816-1794	8	11
5310-359-7832	65	27	534U-026-0375	65	7
5310-359-7833	61	8	5340-359-5214	8	12
5310-359-7833	59	16	5340-359-8662	59	18
5310-359-7837	5q	30	5340-359-8658	77	4
5310-359-7844	51	4	5340-359-8674	48	13
5310-359-7847	37	9	5340-359-8674	48	17
5310-359-7850	65	9	5340-359-d675	41	27
5310-359-7850	84	39	5340-359-8675	88	16
5310-359-7851	37	23	5340-359-8676	88	46
5310-359-7851	88	41	5340-359-8678	43	4
5310-359-7851	90	7	5340-359-8679	40	3
5310-359-7854	41	31	5340-359-e679	87	18
5310-359-7855	42	9	5340-359-8680	40	9
5310-359-8871	11	19	5340-359-8660	87	3
5310-359-8871	31	9	5340-359-8681	37	15
5310-359-8871	32	5	5340-359-8703	63	14
5310-359-8871	59	17	5340-359-8705	18	14
5310-359-8877	18	15	5340-359--706	18	6
5310-359-8877	46	5	5340-467-6899	71	14
5310-359-8877	50	3	5340-467-6902	15	3
5310-359-8877	74	19	5340-467-6943	66	24
5310-359-8884	40	1	5340-467-6945	66	26
5310-359-8884	87	1	5340-467-6949	06	14
5310-359-8946	20	4	5340-467-6957	64	18
5310-359-8947	17	33	5340-467-6965	"5	21
5310-359-8947	19	8	5340-467-7004	50	12
5310-359-8947	45	8	5340-906-0622	6	10
5310-359-8948	18	11	5340-906-0622	6	14
5310-359-8949	20	9	5340-906-0623	6	9
5310-35S-8951	20	7	5340-906-063S	2	5
5310-359-8952	18	3	5340-906-0638	4	7
5310-359-8952	74	11	5340-906-0639	2	1
5310-359-8955	18	13	5360-253-1491	58	30
5310-359-8959	59	4	5360-253-3270	94	6
5310-359-8962	50	8	5360-253-3280	82	11
5310-359-8964	46	3	5360-253-3287	74	44
5310-359-8964	74	18	5360-359-8671	49	8
5310-359-8967	37	6	5360-359-8707	19	27
5310-359-8967	90	28	5360-359-8707	48	54
5310-359-8968	41	25	6105-097-3145	R	1
5310-359-8968	86	22	6105-097-3145	3	1
5310-359-8968	88	33	6105-215-5636	8	11
5310-359-8970	3b	12	6105-359-5101	8	8
5310-359-8970	41	22	61C5-359-5106	3	7
5310-359-8970	89	22	6105-359-5108	7	3
5310-359-8976	24	2	6105-868-7958		
5310-368-7394	81	26	6680-353-7512	38	1
5310-467-6897	15	35	7195-474-5859	54	1

<b>REFERENCE NO.</b>	<b>MFR CODE</b>	<b>FIG. NO.</b>	<b>ITEM NO.</b>	<b>REFERENCE NO.</b>	<b>MFR CODE</b>	<b>FIG. NO.</b>	<b>ITEM NO.</b>
A47011118	17162	6	10	B5701856	17162	6	3
A47011118	17162	6	14	B5701858	17162	6	13
A47001119	17162	2	1	B5701880	17162	3	5
A47001177	17162	55	5	B5701887	17162	3	3
A4701223	17162	6	9	C7700651	17162	6	6
B57C1843	17162	2	5	C7700709	17162	1	3
B5701843	17162	4	7	C7700709	17162	4	5
B5701851	17162	6	8	C7700717	17162	6	1

REFERENCE NO.	MFR CODE	FIG. NO.	ITEM NO.	REFERENCE NO.	MFR CODE	FIG. NO.	ITEM NO.
C7700727	17162	6	11	12432	77948	12	15
C7701021	17162	3	4	12480	77948	11	5
C8700488	17162	1	1	12480	77948	68	2
C8700488	17162	4	1	1250	77948	38	15
C8700493	17162	3	1	1250	77948	88	35
MS15795-210	96900	55	8	125314	77948	59	18
MS35225-69	96906	55	6	1259	77948	43	6
MS35649-102	90906	55	7	126X3-18	77948	21	31
N100	61864	56	1	126X3-20	77948	21	31
S523161	77948			126611	77948	22	12
S94161RAND69376	77944	8	1	129410	24617	52	4
S94161RAND69376	77948	8	1	1323F	77948	28	7
1018G4	71948	86	35	1324-830	77948	89	21
1018G6	77948	86	36	1340	77948	26	2
101828	77948	84	44	1340	77948	28	2
101829	77948	84	45	135X711-20	77948	49	32
101845	77948	88	57	135X17-22	77948	49	32
105-804	77948	71	26	13710	77948	50	4
107204	77943	86	41	13710	77948	59	16
1094	71948	35	2	139615	77948	15	39
1094	77946	88	48	139615	77948	67	36
10944	77948	88	56	139631	77948	11	13
109898	177948	84	38	139712	77948	68	36
11044	36378	31	10	139723	77948	69	30
111W155	71948	44	1	139725	77948	69	56
11107	77948	24	16	139737	77948	69	62
11167	71948	15		139738	77948	68	26
1117C	71948	15	2	14	53705	55	3
1117C	77948	67	16	140018	77948	64	2
1120	77948	52	2	140019	77948	64	23
1122	77948	53	9	140019	77948	64	24
113149	77948	89	41	140020	77948	66	19
11383	7794d	29	6	140021	77948	66	22
114032	77948	88	49	140023	77948	66	1
11423	36370	31	11	140037	77948	59	28
1143-830	77948	87	7	140039	77948	65	6
11481	77948	30	2	140040	77948	65	20
11484	36378	30	4	140045	77948	59	2
11489	77948	30	8	140050	77948	85	22
11490	77948	30	7	140078	77948	65	15
11495	77948	32	6	140088	77948	41	21
11502	17948	31	4	140088-813	77948	86	3
11506	77946	31	7	140088-813	77948	88	20
11508	17948	30	16	140119-830	77948	67	12
11512	77948	30	17	140168	77948	8	to
11538	77948	29	1	140370	23610	24	3
11539	77948	29	4	140395	77948	88	10
1177	77948	25	2	140396	77948	98	45
1178	77948	65	18	140416	77948	34	17
11907	77948	30	15	140416	77948	96	4
111909	17948	30	14	140503	77948	9	6
11917	77948	26	6	140509	77948	38	5
11936	8100	5	14	0509	77949	88	28
11937	77948	31	1	140510	77948	84	10
11950	77946	32	8	140784-803	77948	69	29
120	77948	1		140837-818	77948	69	43
120383	246117	7	2	141	77948	65	8
1208-819	77948	71	31	141444	77948	98	47
1209	77948	38	7	141566-	7794A	73	4
1209	77948	88	29	141567-803	779498	73	
12150	77948	3	1423	05535	37	11	
12193	10241	31	16	1423	77948	85	5
122	10241	31	16	1423	77948	85	5
123	10241	30	23	1423	77948	88	5
12381	77948	15	22	1423	77948	90	29
12391	77948	67	15	143328	77948	67	10
12393	80234	14	1	144	77948	11	14
12393	77948	71	12	144-803	77948	36	18
12431-819	77948	71	30	1443	77948	36	18

REFERENCE NO.	MFR CODE	FIG. NO.	ITEM NO.	REFERENCE NO.	MFR CODE	FIG. NO.	ITEM NO.
1443	77948	37	13	160	77948	60	42
1443	77948	37	22	60	77948	62	3
1443	77948	41	34	160	77948	62	13
1443-809	71948	84	29	1607	77948	37	9
1443-809	7794	90	29	161066	77948	7	1
145	77948	14	5	1633	77948	7	1
145	77948	31	3	1637	77948	65	9
145	77948	39	2	1637	77948	84	39
145	77948	86	34	164	77948	30	11
145-805	77948	71	9	164001	77948	38	6
1454	77948	35	12	164002	77948	88	52
1454	77948	35	16	164023	77948	88	8
1454	77948	41	26	164029	77948	41	16
1454	77948	41	30	164040	77948	41	24
1454	77948	88	31	164041	77948	41	29
147151	77948	68	32	164042	77948	41	23
147152	77948	68	30	164042	77948	88	24
1472	77948	66	18	164043	77948	41	27
1483	61864	56	9	164043	77948	88	16
1485	77948	38	10	164044	77948	41	28
1488	61864	56	10	164045	77948	36	10
1492	77948	60	39	164068	77948	37	29
149252	77948	12	12	164068	77948	90	6
149603	77948	12	12	164071	77948	34	16
149603	77948	67	32	16407	77948	86	5
150203	77948	51	7	164077	77948	88	44
150203	77948	53	11	164083	77948	39	7
151X1-16	77948	42	8	164091	77948	37	5
151X1-18	77948	42	8	164091	77948	90	32
151023	77948	53	7	164099	77948	34	15
151024	77948	53	5	164099	77948	86	6
151025	77948	53	10	164101	77948	87	16
151026	77948	53	8	164102	77948	40	12
151027	77948	53	12	164102	77948	87	11
151028	77948	53	1	164104	77948	88	43
151029	77948	53	3	164105	77948	88	46
151030	77948	53	4	164106	77948	88	53
151031	77948	53		164109	77948	42	10
151114	7948	24	4	164117	77948	42	12
151122	77948	22	11	164118	77948	42	11
151124	77948	22	15	164122	77948	39	4
151141	77948	9	2	164123	77948	39	1
1513	77948	29	3	164132	77948	38	8
15140	77948	71	21	164133	77948	38	11
15141	77948	71	18	164134	77948	38	9
1518	77948	23	1	164135	77948	86	33
1520	36378	15	35	164142	77948	43	11
1520-813	77948	67	23	164142	77948	84	2
152188	77948	22	13	164144	77948	43	4
15278	77948	14	3	164147	77948	43	16
15278	77948	71	15	164147	77948	84	18
1541	6378	25	3	164151	77948	41	35
1560	77948	11	19	164155	77948	40	1
1560	77948	31	9	164155	77948	87	1
1560	77948	32	5	164156	77948	40	6
1560	77948	59	17	164156	77948	90	41
157	77948	86	1	164157	77948	87	18
157	77948	88	42	164157C	77948	40	3
1580	61864	56	6	164158	77948	87	4
1587	77948	31	2	164159	77948	40	10
159	77948	68	35	164159-809	77948	87	14
16X87-14	77948	78	44	164161	77948	87	3
16X87-14	77948	15	25	164161	77948	87	
16X87-17	77948	78	44	164162	77948	37	8
16x87-18	77948	15	25	164163	77948	90	31
16x87-19	77948	15	25	164163	77948	37	10
16x87-21	77948	78	44	164163	7777948	90	31
16x8718	77948	68	35	164164	77948	36	12
16x8721	77948	59	3	164171	77948	37	15
160							

REFERENCE NO.	MFR CODE	FIG. NO.	ITEM NO.	REFERENCE NO.	MFR CODE	FIG. NO.	ITEM NO.
164173	77948	90	36	175013	77948	63	12
164175	77948	36	17	175016	77948	63	14
164175	77948	90	35	175017	77948	61	16
164176	77948	36	16	175020	77948	64	21
164176	77948	90	34	175021	77948	66	20
164179	77948	35	15	175026	77948	66	24
164194	77948	43	3	175028	77948	<b>b6</b>	21
164194	77948	84	4	175030	77949	66	26
16205	77948	8d	54	175031	77948	66	8
16207	77948	88	38	175032	77948	62	14
164214	77948	40	11	175032	77949	66	7
164219	77948	37	27	175032	77948	69	21
164221	77948	84	33	175034	77948	66	13
164231	77948	34	13	175040	77948	66	14
164285	77948	40	7	175049	77948	62	15
164286	77948	87	12	115053	77948	66	31
164308	77948	40	13	175054	77948	66	3
164360	77949	87	13	175058	77948	66	17
164369	77948	41	18	115062	77948	60	35
164371	77948	43	14	175063	77948	60	<b>32</b>
164375	77949	35	18	175065	77948	60	34
164380	77948	35	11	175066	77948	60	37
164401	77948	37	26	175083	77948	64	18
164416	77948	43	13	175085	77948	63	1
164418	77948	89	3	175100	77948	60	40
164455	77948	84	6	175101	77948	60	41
164515-002	77948	87	8	115140	77948	59	29
164520	77948	43	8	175145	77948	65	19
164524	77948	84	42	175146	77948	65	17
164525	77948	86	4	175151	77948	65	21
164520	77948	41	32	175152	77949	65	22
164525	77948	88	4	175160	77948	59	15
164553	77948	41	20	175166	77948	61	4
164555	77948	90	25	175166	77948	59	20
164590	77948	88	34	175167	77948	61	3
164704-002	77948	88	9	175169	77948	59	14
164705-002	77948	88		175171	77948	61	7
164728	77948	41	33	175172	77948	61	7
164728	77948	88	22	175173	77948	59	5
14740	77948	90	49	175174	77948	59	1
164744	77948	88	25	175186	77948	62	1
165055	77948	88	50	175483	77948	64	22
165062	77948	88	23	175483	77948	59	19
165064	77948	88		175589	77948	64	4
165149	787948	88	3	175622	77948	66	23
165150	77948	88		175685	77948	64	5
165156	77948	84	27	175806	77948	66	9
165157	77948	84	28	175832	77948	65	7
166	77948	30	12	175862	77948	64	1
166019	77948	69	44	175873	77948	62	25
16901	77948	28	9	176	77948	24	14
1698-809	77948	86	23	176	77948	36	19
17	53705	55	2	185	77948	60	36
1700	77948	86	23	176	77948	36	19
1700	77948	88	41	1850	77948	30	22
170077948	90	7	187		77948	37	7
17022	36378	37	6	187-805	77948	88	39
17022	77948	90	28	187-805	77948	15	29
1747	77948	65	27	190	77948	15	40
175-62	77948	57	1	190	77948	31	6
175-850	77948	74	1	190	77948	32	7
175x3-16	77948	60	22	190-805	77948	62	23
175x3-18	77948	60	22	190-805	77948	88	32
175x7-18	77948	60	22	190-805	77948	90	38
175008	77948	61	6	19292	77948	71	10
175009	77948	61	1	19336	77948	15	28
175010	77948	61	9	194394	77948	22	2

**SECTION V INDEX-FEDERAL STOCK NUMBER AND REFERENCE NUMBER  
CROSS-REFERENCE TO FIGURE AND ITEM NUMBER**

<u>REFERENCE NO.</u>	<u>MFR CODE</u>	<u>FIG. NO.</u>	<u>ITEM NO.</u>	<u>REFERENCE NO.</u>	<u>MFR CODE</u>	<u>FIG. NO.</u>	<u>ITEM NO.</u>
19702	77948	29	7	200594	77948	19	29'
197622	77948	41	19	200594	77948	48	51
198	77948	41	17	200594-805	77948	77	13
198-809	77948	85	21	20060	77948	15	4
19846	77948	28	4	200625	77948	18	5
19847	77946	28	3	200653	77948	49	43
19849	77948	28	1	200653-803	77948	75	1
19860	77948	30	18	200728	77948	20	6
1995 77948	23	4	200948	77948	49	10	
20006-805	77948	81	25	200948-606	77949	75	9
20009-805	77948	81	7	200978	77949	46	6
200034-803	77948	76	11	200984	77948	19	28
200047-804	77948	72	1	200984	77948	48	53
200054	77948	21	36	200984-803	77948	77	14
200056	77948	50	24	200996	77948	49	48
200061	77948	18	4	201015	77949	49	33
200072	77948	21	22	201015-819	77948	74	49
200074	77948	21	33	201018	77948	51	9
200074	77948	49	35	201018	77948	52	6
200082	77948	50	7	201224	77948	74	14
200086	77948	49	38	201253	77948	19	10
200086-833	77948	74	39	201253	77949	48	47
200086-833	77948	74	51	201253-806	77948	81	5
200086-833	77948	78	15	201341-803	77949	78	18
200106	77948	47	25	201349	77949	81	19
200113	77948	50	18	201350	77948	49	30
200125	77948	21	30	201350-806	77948	78	38
200125	77948	60	23	201409	77948	48	49
200132	77948	18	7	201409-806	77948	81	4
200143-819	77948	74	25	201410	77948	49	2
200159	77948	46	1	201499	77048	50	6
200159-806	77948	74	7	201525-805	77949	72	6
200161	77946	21	45	201542-803	7794Q	81	18
200161	77948	49	6	201572	7794R	18	1'5
200173-804	77948	82	28	201572	77949	46	5
200175	77948	21	28	201572	77948	50	3
200175	77948	49	29	201572-819	77948	74	19
200175-804	77948	78	37	201696	77948	51	4
200203	77948	19	7	201750	77948	72	9
200262	77948	20	5	202056	7794P	77	18
200262-850	77948	75	11	202098	77949	60	13
200278	77948	17	1	202135	77948	49	41
200278	77948	45	7	202248	77948	17	33
200299	77948	50	21	202248	77948	19	8
200309-805	77948	74	8	202248	77948	45	8
200337-803	77948	74	53	202330	77949	78	14
200352	77948	21	3	202335	77948	21	34
200352	77948	49	50	202337	77948	49	51
200352	77948	49	52	202337	77948	74	38
200352	77948	49	52	202399	77948	49	12
200352-833	77949	74	32	202399	77948	78	12
2200355	77948	18	17	202400	77948	49	21
200355	77948	46	13	202405	77948	18	11
200363	77948	49	9	202407	77948	18	14
200366	77948	18	2	202410	7798	18	6
300380	77948	50	2	202412	77948	18	12
200383	77948	51	11	202412	77948	18	12
200397	77948	18	21	202414	77948	46	14
200457	77948	21	41	202414	77948	18	20
200462	77948	21	44	202415	77948	18	18
200473	77948	49	42	202417	77948	18	16
200502	77949	45	23	202478	77948	50	22
200577	77948	19	2	202552	77948	78	16
20058	77948	15	41	202622	77948	20	9
200582	77948	18	19	202671	77948	49	39
200582	77948	19	3	203090	77948	17	2
200582	77948	46	15	203092	77948	17	3
200582	77948	74	54	203101	77948	81	20
200585	77948	17	32	203184	77948	20	8
20059	77948	67	18	203185	71948	20	7
				203214	77948	19	27



**SECTION V INDEX-FEDERAL STOCK NUMBER AND REFERENCE NUMBER  
CROSS-REFERENCE TO FIGURE AND ITEM NUMBER**

<u>REFERENCE NO.</u>	<u>MFR CODE</u>	<u>FIG. NO.</u>	<u>ITEM NO.</u>	<u>REFERENCE NO.</u>	<u>MFR CODE</u>	<u>FIG. NO.</u>	<u>ITEM NO.</u>
203214	77948	48	54	225456	77948	50	13
203214	77946	77	12	225458	77948	50	19
203216	77948	77	8	225459	77948	50	15
203470	77948	19	12	225461	77948	50	20
203470	77948	48	1	225585	77948	50	9
203473	77948	77	19	227	77948	81	26
203473	77948	19	30	227-808	77948	64	3
203474	77948	77	16	228	77948	88	2
203474	77948	48	52	228	77948	64	12
203525	77948	77	15	228026	77948	66	25
203525	77948	19	11	230	77948	50	8
203525	77948	48	48	233J	77948	61	5
203648	77948	81	2	233609	77949	15	27
204250	77948	77	17	233625	77948	19	4
204271	77948	21	29	233706	77948	21	27
204271	77948	46	3	233714	77948	74	50
204925	77948	74	18	233720	77948	21	43
204925	77948	18	3	233727	77948	21	32
206	77948	74	11	233730	77948	19	24
207	77948	39	8	233731	77948	19	9
207072	77948	26	5	233744	77948	19	6
207072	77948	49	53	233748	77948	19	1
208-830	77948	74	41	233764	77948	19	5
208AL	77948	67	33	233765	77948	71	11
208552	77948	12	13	235100	77948	77	7
208558	77948	49	20	235706	77948	19	13
208566	77948	21	2	236060	77948	78	9
208566	77948	49	36	237174	77948	74	13
208568	77949	74	30	77948	77948	46	9
2102 77948	21	1	237836	77948	49	8	
2102 77948	11	22	240003	77948	47	6	
2102 77948	32	2	240003	77948	77	1	
2102 77948	40	5	240004	77948	47	26	
2102 77948	50	5	240004	77948	77	22	
2102 77948	68	31	240023	77948	74	22	
2102 77948	87	5	240034	77948	18	1	
2103 77948	32	3	240034	77948	46	12	
210949	77948	49	44	240104	77948	49	40
210949	77948	74	33	240142	77948	49	45
210954	77948	46	10	240144	77948	47	5
210955	77948	46	11	240144	77948	77	5
211G155	77949	72		240183	77948	49	5
219	77948	11	6	240183	77948	74	46
219-809	77948	68	1	240185	77948	49	3
2205 77948	26	8	240188	77948	49	4	
223438	77948	46	4	240205	77948	49	47
223438	77948	74	20	240205-002	77948	74	37
223703	77948	74	9	240235	77949	4814	
223703	77948	74	16	240244	77948	48	16
223704	77948	46	7	240245	77948	48	16
223706	77948	77	2	240245	77948	48	12
223811	77948	77	4	240252	77948	82	12
223812	77948	81	6	240498	17948	45	13
223850	71948	45	9	240498	77948	49	27
224002	77948	46	16	240499	7794A	78	39
224040~	77948	15	42	240499	77948	49	58
225	77948	67	37	240500	77948	77	39
225-806	77948	51	8	240517	77948	49	34
225257	77948	52	3	240517	77948	74	28
225257	77948	51	6	240518	77948	49	31
225259	77948	51	1	240518	77948	49	34
225324	77948	51	3	240559	77948	74	28
225326	77948	50	1	240559	77948	49	31
225368	77948	50	11	241352	71948	74	48
225381	77948	51	5	241352-002	77948	48	50
225388	77948	51	2	241443	77949	81	3
225391	77948	50	23	241518	77948	49	37
225444	77948	50	10	241518	77948	74	31
275453	77948	50	14	241674	71948	18	8
225454	77948	50	12	241675	17943	49	11
2254555	77948	50	12	241765	77938	78	11

**SECTION V INDEX-FEDERAL STOCK NUMBER AND REFERENCE NUMBER  
CROSS-REFERENCE TO FIGURE AND ITEM NUMBER**

<u>REFERENCE NO.</u>	<u>MFR CODE</u>	<u>FIG. NO.</u>	<u>ITEM NO.</u>	<u>REFERENCE NO.</u>	<u>MFR CODE</u>	<u>FIG. NO.</u>	<u>ITEM. NO</u>
244048	77948	18	9	361	77948	22	7
244048	77948	46	2	391-813	77048	71	7
244048	77948	74	17	391-813	77948	71	8
244049	77948	18	10	39541	77948	41	25
244071	77948	78	13	39541	77948	86	22
24412	77948	71	22	39541	77948	88	33
24413	77948	71	24	41124	77948	22	8
24414	77948	71	25	41441	77949	24	15
24415	77948	14	7	41823	77948	52	
244705	77948	71	3	41894	77949	24	5
244726	77948	72	2	41896	77949	24	9
244735	77948	78	17	41897	77948	24	13
244736	77948	72	14	41899	77948	24	6
244744	77948	74	24	4302	77948	15	24
245780177	77948	55	1	4303	77948	15	23
246-15	03961	33	1	4307	77949	12	17
2481Q	77948	71	28	4307	77948	71	29
248425	77948	48	13	43270	36378	24	7
248425	77948	48	17	43945	36378	11	20
248821	77948	78	7	43946	77948	11	25
24962	77948	71	23	43946	7794P	68	28
2531 77948	71	4	44141	77948	77948	11	14
2532 77948	71	27	44141	77948	68	34	
2533 77948	71	5	4425b	77948	12	14	
259428	77948	50	16	445	77948	29	5
259429	77948	50	17	448	77948	11	15
259658	77948	51	10	448	77948	11	27
259658	77948	52	5	448	77948	24	8
263093	77948	82	19	448	77948	34	14
263106	77948	18	13	448-830	77948	86	8
263554	77948	74	26	449C	16293	24	18
264510	77948	47	4	452	77948	42	6
264718	77948	47	7	453	77949	53	2
2660 77948	49	7	453-830	77948	67	21	
2660 24161	22	3	454	77948	24	11	
26605	77948	12	14	458	77948	63	2
26606-850	77948	71	1	458	77948	66	32
267161	77948	78	43	46803	7794A	22	10
267220	77948	78	34	47W70	7794B	16	1
267224	77948	78	27	4784	77948	70	25
267239	77948	78	8	50027-819	77948	69	42
267315	77948	74	15	500280-803	77948	74	36
267316	77948	74	23	50060	77948	43	12
267368	77948	74	12	50083-830	77948	69	87
267446	77948	78	20	50133-803	77948	87	6
27CLOSED	53705	55	4	50169	77948	43	15
270026	77948	82	11	50169-809	77948	84	20
271017	77948	72	5	50225	77949	43	17
27560	77948	52	2	50225	77948	84	17
27739	77948	51	13	50225	77948	88	13
27739	77948	53	15	50311	77948	53	13
2973	77948	71	19	50318-818	77948	90	37
2974	77948	71	20	50379	17948	36	13
2975	77948	71	14	504370	77948	23	2
2996	77948	14	6	50571	77948	84	43
2996	77948	67	22	50581	77948	65	14
2996	77948	71	11	50611-803	7794	88	26
31-1577948	10	1	508261	77948	74	43	
3146 1	77948	88	19	508263	77948	74	44
32572	77948	11	21	508291	77948	75	8
325 74	77948	11	23	508297	77948	79	8
32574	77948	68	29	508309	7794B	75	2
330-809	77948	87	10	508332	77948	76	10
332	77948	37	16	508357	77948	74	34
350	80234	23	23	508358	77948	74	35
3502990	77948	49	1	51048	77948	88	51
350419	77948	45	12	51057	77948	22	14
350581-803	77948	75	10	51078	77948	20	3
350588-819	77948	74	21	51095-803	77948	79	7
355-813	77948	68	12	51224	77948	11	11

**SECTION V INDEX-FEDERAL STOCK NUMBER AND REFERENCE NUMBER  
CROSS-REFERENCE TO FIGURE AND ITEM NUMBER**

<u>REFERENCE NO.</u>	<u>MFR CODE</u>	<u>FIG. NO.</u>	<u>ITEM NO.</u>	<u>REFERENCE NO.</u>	<u>MFR CODE</u>	<u>FIG. NO.</u>	<u>ITEM NO.</u>
51224	77948	15	37	629-810	77948	88	1
51224	77948	62	24	62927	77948	15	28
51224-818	77948	67	34	660	77948	28	5
*512224-818	77948	68	19	665-809	77948	67	13
51362	77948	84	11	680	77948	66	6
51369	77948	40	8	680W	77948	29	8
51369-809	77948	86	9	688	77948	15	1
51369-809	77948	87	9	689	77948	15	34
51649	77948	61	8	689-803	77948	67	25
51649	77948	65	16	691	77949	12	18
51650	77948	61	10	691	77948	47	7
51655	77948	59	30	691-806	77948	77	3
51715	77948	41	31	691-850	77948	71	2
51720	77948	42	9	69318	77948	1	3
51728	77948	9	4	69360	77948	8	8
52016	77948	15	36	69376	77948	8	7
52171	77948	21	26	69418	77948	8	11
52239	77948	11	7	7-33	77948	22	1
52239	77948	68	18	7X1-22	77948	29	9
52454	77948	11	36	7X1-26	77948	29	9
52454	77948	68	21	701288	77948	9	7
566	77948	29	2	701679	77948	9	8
58209	77948	28	8	725	77948	12	16
58254	77948	26	1	7336	77948	11	26
58258	77946	25	1	7336	77948	68	33
58258	77948	30	9	744141	77948	8	9
58260	77948	30	19	766-804	77948	67	19
58332	77948	23	3	8018	77948	25	4
58578	77948	30	1	8019	77948	25	4
58617	36378	30	5	80223	77948	25	5
58618	77948	30	20	804850	77948	22	6
58619	77948	30	21	808	77948	8	12
58620	77948	30	10	81202	77948	15	26
58643	77948	30	6	81226-002	77948	88	7
58656	77948	30	3	81376	77948	87	17
58565	77948	30	3	81316	77948	88	6
58669	77945	28	6	81388	77948	88	
58677	36378	23	22	81425-003	77948	35	3
591-806	77948	71	17	81433	17948	88	36
591F 77948	14	4	818	77948	12	6	
592-805	77948	71	16	82262	77948	88	27
59456	77948	36	12	82275	77948	85	32
59456	77948	41	22	82297	77948	86	2
59456	77948	89	22	8482	77948	26	7
59537	77948	40	2	853-830	77948	88	30
59357	77948	87	2	853-	77948	53	6
5983 77948	31	14	87025	77948	89	20	
6-1-10404ITEM2-95	81337	6	4	87027	77948	90	5
6-1-1114ITEM23-2TO23-12	54	2	8760	77948	30	13	
6-1-1117	81337	54	1	876736	77948	8	14
6-1-119PC25	81337	57	2	8791	77948	31	12
6-1-1198PC24-29	81337	54	2	8760	77943	30	13
6-1-1198PC-1-1117	81337	54	1	876736	77948	A	14
6--1 197PC25	81337	57	2	8791	17948	31	12
6-1-1198PC24-29	81337	10	2	8879	77948	68	20
6-1-1119PPC24-29	81337	44	2	8905	36378	31	13
6--11119PC26-28	81337	16	2	8905	36378	32	4
6-1-11199PC26	813317	33	2	894	77948	24	1
6-1-1698	81337	22	9	8953	36378	26	4
60214	8137	14	12	90151	77948	%8	58
60215	Y9592	L4	10	904	77948	37	25
60216	77948	24	11	907-804	77948	11	6
6055 30378	20	4	9182	61864	56	1	
606	16293	32	1	9219	61864	56	5
60608	77948	52	1	931084	77948	88	55
607	77948	31	8	933	71948	65	11
624	77949	11	35	936	77948	15	6
624	77948	38	17	9447	61864	56	4
624	77948	60	31	9454	61864	56	8
624-830	77948	68	22	9470	61964	56	3
624-830	77948	8i	40	9471	61864	56	11
624-830	77948	90	33	9525	77948	31	15
62740	77948	14	2	95795	77948	87	15
62740	77794,	11	13	9842	77948	24	2

REFERENCE NO	MFG CODE	FIG NO	ITEM NO	REFERENCE NO	MFG CODE	FIG NO	ITEM NO
994408	77948	9	11	994891	77948	22	5
994620	77948	9	3	994892	77948	9	5
994873	77948	9	9	994908	77948	9	10

**PARTS NOT ILLUSTRATED**

STOCK NUMBER	PAGE NO	STOCK NUMBER	PAGE NO
3040-703-0407	57	3530-999-0970	29
3503-999-1018	30	3530-999-0973	30
3530-134-8010	62	3530-999-0977	40
3530-134-8011	62	3530-999-0989	29
3530-134-8012	62	3530-999-0991	30
3530-265-6563	30	3530-999-0994	41
3530-346-5391	48	3530-999-0995	30
3530-346-5392	48	3530-999-0998	40
3530-346-5392	48	3530-999-1001	29
3530-358-0773	26	3530-999-1002	29
3530-358-1068	26	3530-999-1007	26
3630-359-7309	36	3530-999-1008	30
3530-359-7431	40	3530-999-1011	30
3530-359-7517	62	3530-999-1011	30
3530-359-7624	36	3530-999-1015	24
3530-359-7718	23	3530-999-1016	29
3530-359-7883	38	3530-999-1019	29
3530-359-8005	62	3530-999-1020	30
3530-355-8133	56	3530-999-1024	29
3530-359-8629	23	3530-999-1025	29
3530-359-8631	23	3530-999-1021	74
3530-359-8797	48	3530-999-1033	40
3530-359-8797	48	3530-999-1043	26
3530-359-8797	48	3530-999-1044	29
3530-359-8797	48	3530-999-1045	26
3530-359-8798	48	3530-999-1053	30
3530-359-8841	38	3530-999-1054	29
3530-359-8857	35	3530-999-1060	47
3530-359-8878	39	3530-999-1064	29
3530-359-8878	40	3530-999-1071	30
3530-359-8878	40	3530-999-1080	47
3530-359-8878	40	3530-999-1084	24
3530-359-8878	40	3530-999-6164	62
3530-359-8879	40	5305-012-9630	15
3530-382-8267	49	5305-013-0145	47
3530-449-4008	40	5305-043-6533	13
3530-449-4021	20	5305-043-b533	14
3530-739-4637	29	5305-043-6693	12
3530-848-6092	24	5305-043-6693	14
3530-885-8772	30	5305-043-6738	43
3530-885-8191	29	5305-051-0827	13
3530-885-8793	29	5305-051-0827	14
3530-885-8807	30	5305-192-0423	49
3530-885-8824	29	5305-249-2666	12
3530-885-8824	30	5305-249-2656	15
3530-885-8826	29	5305-249-2686	15
3630-906-8063	47	5305-249-2686	42
3530-906-8064	48	5305-249-2b88	11
3530-906-8064	62	5305-249-2688	12
3530-941-3642	49	5305-249-2688	11
530-999-0931	27	5305-249-2688	15
3530-999-0933	30	5305-249-2688	11
3530-999-0940	30	5305-249-2699	11
3530-999-0941	30	5305-249-2689	15
3530-999-0953	24	5305-254-0082	12
3530-999-0954	24	5305-254-0082	16
3530-999-0955	24	5305-265-4478	42
3530-999-0959	24	5305-358-1326	30
3530-999-0960	23	5305-359-7485	47
3530-999-0965	24	5305-359-8261	30
3530-999-0968	29	5305-359-8292	27
3530-999-0970	24	5305-359-8292	27

STOCK NUMBER	PAGE NO	STOCK NUMBER	PAGE NO
5305-359-8293	30	5310-359-8954	23
5305-359-8344	23	5310-359-8963	39
5305-359-8374	38	5310-550-0777	41
5305-359-8413	62	5310-577-5379	13
5305-359-8507	62	5310-5775379	13
5305-359-8511	30	5310-577-5379	14
5305-359-8511	28	5310-582-5965	42
5305-355-8525	40	5310-619-3557	13
5305-355-8876	23	5310-619-3557	14
5305-355-7389	38	5310-631-9556	12
5305-355-5043	29	5310-637-9556	14
5305-355-5044	30	5310-655-6457	12
5305-355-5059	30	5310-655-6457	13
5305-355-5151	29	5310-809-4058	43
5305-355-5151	29	5315-393-5141	26
5305-467-6884	30	5340-061-0090	12
5305-637-9472	12	5340-297-6645	16
5305-637-9472	14	5340-297-6833	16
5305-639-0108	13	5340-359-8668	38
5305-639-0108	14	5340-489-5684	16
5305-654-5313	21	5340-682-1505	16
5305-721-3097	16	5340-806-0628	14
5305-818-2990	12	5340-906-0622	11
5305-958-2990	14	5340-906-0622	11
5305-818-2990	41	5340-906-0622	12
5305-959-5248	41	5340-906-0627	13
5305-317-3117	49	5340-906-0623	11
5306-359-4950	17	5340-906-0627	12
5307-302-5511	34	5340-906-0627	13
5307-359-5216	17	5340-906-0628	13
5307-359-5217	17	5340-906-0639	14
5307-359-8807	47	5930-359-5530	47
5307-359-8817	57	5935-257-9337	41
5307-359-5051	40	5935-259-3326	48
5307-359-5084	28	5935-296-8560	47
5307-393-5161	41	5935-359-6030	47
5310-010-3323	13	5935-359-6038	48
5310-010-3323	14	5975-245-1675	47
5310-010-3325	13	5975-296-2862	47
5310-012-3325	14	5915-359-6031	48
5310-012-0361	16	5975-825-4462	48
5310-012-0361	43	5975-901-6755	48
5310-012-0622	13	6105-097-3141	16
5310-012-0622	14	6105-359-5107	17
5310-045-3296	16	6105-359-5109	17
5310-045-3299	12	6150-359-6144	47
5310-180-0277	14	6230-615-5384	48
5310-180-0277	12	6240-143-3094	48
5310-209-5309	13	6240-359-7286	48
5310-209-5309	14	6250-848-6098	48
5310-359-5086	17	6680-359-7512	62
5310-359-7823	49	8305-191-1102	16
5310-359-7827	30	8305-227-1246	16
5310-359-8871	41	8305-263-2477	16

REFERENCE NO	MFG CODE	PAGE	REFERENCE NO	MFG CODE	PAGE NO
A4701118	17162	11	85701867	17162	48
A4701118	17162	12	85701867	17162	62
A4701118	17162	14	85701868	17162	47
A4701118	17162	11	C7700657	17162	11
A4701223	17162	47	C7700727	17162	12
A4701225	L7162	13	DLF4-1	77948	48
A4701848	17162	12	FF591TYPE2	81348	47
B5701848	17162	13	FS22	15235	47
B5701560	17162	48	FS23	15235	48
B5701848	17162	14	M515795-210	96905	43
B5701851	17162	11	S521313-52	96906	16
B5701858	17162	12	M535221-44	96906	13

REFERENCE NO	MFG CODE	PAGE	REFERENCE NO	MFG CODE	PAGE NO
MS35221-44	96906	14	1259	77948	282
MS35225-43	96906	12	12620	77948	24
MS35225-43	96906	14	126509	77948	24
MS35225-69	96906	43	126512	88818	24
MS35239-70	96906	16	127312	77948	52
MS5239-92	96906	41	139633	77948	52
MS35249-120	96906	12	140555	77948	52
MS35249-120	96906	14	1421	79409	48
MS35303-115	96906	13	145	77948	27
MS35303-115	96906	14	145	77948	27
MS35333-76	96906	2	49	77948	23
MS35333-76	96906	14	1485-809	77948	62
MS35338-10	96906	13	150203	77948	40
MS3533810	96906	14	151X7-11	77948	62
MS35338-12	96906	13	151X7-12	77948	62
MS35338-12	96906	14	151x7-14	77948	62
MS35338-23	96906	13	151X7-18	77948	62
MS35338-23	96906	14	151125	77948	2
MS35338-42	96906	12	15L379	77948	29
MS35338-42	96906	14	1518	77948	30
MS35338-43	96906	16	1L22	21290	24
MS35338-44	96906	42	1522	21290	29
MS35339-50	96906	12	1547	21290	30
MS35379-50	96906	14	1567	77948	41
MS35494-46	96906	12	1560668	77949	57
MS35494-46	96906	15	1583	05535	17
MS35494-583	96906	42	161065	77948	49
MS35494-583	96906	15	161160	77948	49
MS35494-69	96906	11	1618	24446	48
MS35494-69	96906	12	164101	77948	59
MS35494-69	96906	12	164132	77948	62
MS35494-69	96906	15	164133	77948	62
MS35494-69	96906	16	164134	77948	62
MS35494-83	96906	11	164554	77948	34
MS35494-84	96906	12	166	77948	29
MS35494-84	96906	16	17547	77948	40
MS35494-86	96906	15	175590	7794q	47
MS35494-79	96906	42	175772	77948	44
MS35494-102	96906	L6	1764	25734	49
MS35649-102	96906	43	190	77948	30
MS35649-82	96906	13	194331	77948	47
MS3564-82	96906	14	194358	77948	47
MS35690-1001	96906	13	194358	77949	48
MS35690-1001	96906	14	194395	77948	23
MS35690-610	96906	41	194396	77949	47
MS35690-610	96906	12	194463	77948	47
MS35690-610	96906	13	194628	77948	47
MS35690-801	96906	13	194645	77948	48
MS3549C-801	96906	14	194645	77948	48
MS354923-A	96906	12	194844	77948	48
MS35494-164	96906	13	195006	7794B	49
MS90725-164	96906	14	195006	77948	48
SER182273	77948	49	195008	77949	48
SER187067	77948	49	195008	77948	48
SER182274	77948	48	19834	77948	29
SER187067	77948	47	19853	77948	29
SFH87067	71948	48	19854	77948	29
S232	5235	47	200173	77948	38
S38161ANG69318	77949	16	2002	05535	30
11385	80234	2	200242	77949	23
11479	77948	30	200383	7794q	40
11493	77498	30	2001729	77948	23
11413	77948	30	200861	77948	39
14543	7748	9	2102	77948	40

**Section III. INDEX - FEDERAL STOCK NUMBER AND REFERENCE NUMBER  
CROSS-REFERENCE TO INDEX NUMBER**

<u>REFERENCE NO.</u>	<u>MFG CODE</u>	<u>PAGE NO.</u>	<u>REFERENCE NO.</u>	<u>MFG CODE</u>	<u>PAGE NO.</u>
223811	77948	38	51578	77948	29
223812	77948	3H	51672	77948	24
224024	77948	56	5769	77948	40
225258	77948	39	58207	77948	26
225258	77948	410	58222	77948	29
225280	77948	40	58252	77948	30
225260	77948	40	5R5843	00000	16
225322	77948	40	58598	77948	28
2269	77948	40	58644	36378	26
231F	77948	39	58656	77948	29
233J	77984	58	66	77948	26
233390	77984	29	596310	00000	12
233765	77946	30	596310	0000000	14
239066	77948	23	6-1-110411 M7-12T07-15	81337	14
239067	77948	36	6-1-11051TEM7-12TO7-15	81337	12
240446	77948	23	6-1-1111TEM21-110/-7-20	81337	48
240557	77984		6-1-1136	81337	48
241235	77948	35	6-1-1136	81337	48
244734	77948	36	6-1-1136	81337	44
244745	77948	23	6-1-1143	81337	i3
2535	77948	t3	6-1-1143	A1337	14
258	77948	23	67 601037	77948	24
258	77948	24	61-1-L136	81337	48
267158-002	1948	52	610	25734	30
2718	77948	30	62527	77948	49
2763	77948	52	62S2,	77948	49
2770	77948	40	637	77948	52
330	77948	6293	65	095590	29

By Order of the Secretary of the Army:

W. C. WESTMORELAND,  
*General, United States Army,*

Official:

*Chief of Staff.*

VERNE L. BOWERS,  
*Major General, United States Army,*  
*The Adjutant General.*

Distribution:

To be distributed in accordance with DA Form 12-25, Section I,  
(qty rqr block no. 106) Organizational Maintenance requirements for  
Equipment: Clothing and Textile Repair.

\* U.S. GOVERNMENT PRINTING OFFICE- 1990 - 261-888/22611



RECOMMENDED CHANGES TO EQUIPMENT TECHNICAL PUBLICATIONS



THEN... JOT DOWN THE DOPE ABOUT IT ON THIS FORM, CAREFULLY TEAR IT OUT, FOLD IT AND DROP IT IN THE MAIL!

**SOMETHING WRONG WITH THIS PUBLICATION?**

FROM: (PRINT YOUR UNIT'S COMPLETE ADDRESS)

DATE SENT

PUBLICATION NUMBER

PUBLICATION DATE

PUBLICATION TITLE

BE EXACT... PIN-POINT WHERE IT IS

IN THIS SPACE TELL WHAT IS WRONG AND WHAT SHOULD BE DONE ABOUT IT:

PAGE NO.	PARA-GRAPH	FIGURE NO.	TABLE NO.
----------	------------	------------	-----------

TEAR ALONG PERFORATED LINE

PRINTED NAME, GRADE OR TITLE, AND TELEPHONE NUMBER

SIGN HERE:

DA FORM 2028-2 JUL 79

PREVIOUS EDITIONS ARE OBSOLETE.

P.S.—IF YOUR OUTFIT WANTS TO KNOW ABOUT YOUR RECOMMENDATION MAKE A CARBON COPY OF THIS AND GIVE IT TO YOUR HEADQUARTERS.

PIN: 027693-004